



## QUARTERLY INVESTMENT REPORT

For the Quarter Ended

September 30, 2018

Prepared by  
Valley View Consulting, L.L.C.

The investment portfolio of the City of Round Rock, Texas is in compliance with the Public Funds Investment Act and the Investment Policy and Strategies.

*Signature withheld for security purposes*

Chief Financial Officer

*Signature withheld for security purposes*

Deputy Chief Financial Officer

*Signature withheld for security purposes*

Accounting Manager

A handwritten signature in blue ink, appearing to read "Sam X. Anderson".

Valley View Consulting, LLC

*Signature withheld for security purposes*

Treasury Accountant

Dated

Disclaimer: These reports were compiled using information provided by the City. No procedures were performed to test the accuracy or completeness of this information. The market values included in these reports were obtained by Valley View Consulting, L.L.C. from sources believed to be accurate and represent proprietary valuation. Due to market fluctuations these levels are not necessarily reflective of current liquidation values. Yield calculations are not determined using standard performance formulas, are not representative of total return yields and do not account for investment advisor fees.

## City of Round Rock, Texas Annual Comparison of Portfolio Performance

### FYE Results by Investment Category:

Asset Type	September 30, 2017			September 30, 2018		
	Ave. Yield	Book Value	Market Value	Ave. Yield	Book Value	Market Value
Cash	0.38%	\$ 8,982,135	\$ 8,982,135	0.52%	\$ 8,412,806	\$ 8,412,806
Certificates of Deposit	1.26%	211,715,905	211,715,905	1.98%	218,081,619	218,081,619
Local Government Investment Pool	1.02%	28,746,017	28,746,017	2.00%	23,485,979	23,485,979
Money Market Accounts	1.44%	44,205,798	44,205,798	2.40%	9,067,728	9,067,728
Municipal	1.21%	20,360,196	20,312,407	1.52%	11,349,068	11,317,586
US Agency		-	-	2.32%	34,768,083	34,617,848
US Treasury		-	-		-	-
<b>Totals</b>		<b>\$ 314,010,050</b>	<b>\$ 313,962,261</b>		<b>\$ 305,165,285</b>	<b>\$ 304,983,567</b>
Fourth Quarter-End Yield	1.23%			1.97%		
<b>Average Quarter-End Yields - Fiscal Year (1):</b>						
Round Rock - Total Portfolio	1.03%			1.72%		
TexPool Yield	0.74%			1.62%		
Rolling Three Mo. Treas. Yield	0.75%			1.69%		
Rolling Six Mo. Treas. Yield	0.78%			1.73%		
Rolling 1 Yr. Treas. Yield	0.79%			1.62%		
Rolling 2 Yr. Treas. Yield	0.89%			1.41%		
Year-to-date Interest Income		\$ 3,025,186	Approximate		\$ 5,299,626	Approximate

(1) Average Quarterly Yield calculated using quarter-end report average yield and adjusted book value.

## Summary Holdings by Investment Category (Security Sector)

September 30, 2018

Description	YTM @ Cost	Book Value	Market Value
Cash	0.52%	\$ 8,412,806	\$ 8,412,806
Certificates of Deposit	1.98%	218,081,619	218,081,619
Local Government Investment Pool	2.00%	23,485,979	23,485,979
Money Market Accounts	2.40%	9,067,728	9,067,728
Municipal	1.52%	11,349,068	11,317,586
US Agency	2.32%	34,768,083	34,617,848
<b>Total / Average</b>	<b>1.97%</b>	<b>\$ 305,165,285</b>	<b>\$ 304,983,567</b>

June 30, 2018

Description	YTM @ Cost	Book Value	Market Value
Cash	0.62%	\$ 7,076,226	\$ 7,076,226
Certificates of Deposit	1.83%	232,640,963	232,640,963
Local Government Investment Pool	1.82%	25,220,488	25,220,488
Money Market Accounts	2.17%	29,459,096	29,459,096
Municipal	1.52%	11,393,434	11,341,587
US Agency	2.16%	24,713,216	24,622,928
<b>Total / Average</b>	<b>1.85%</b>	<b>\$ 330,503,423</b>	<b>\$ 330,361,288</b>

### Average Yield

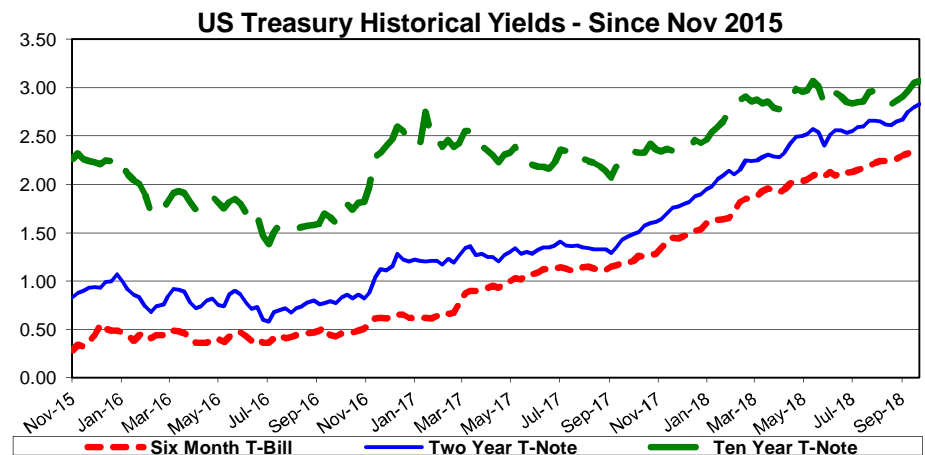
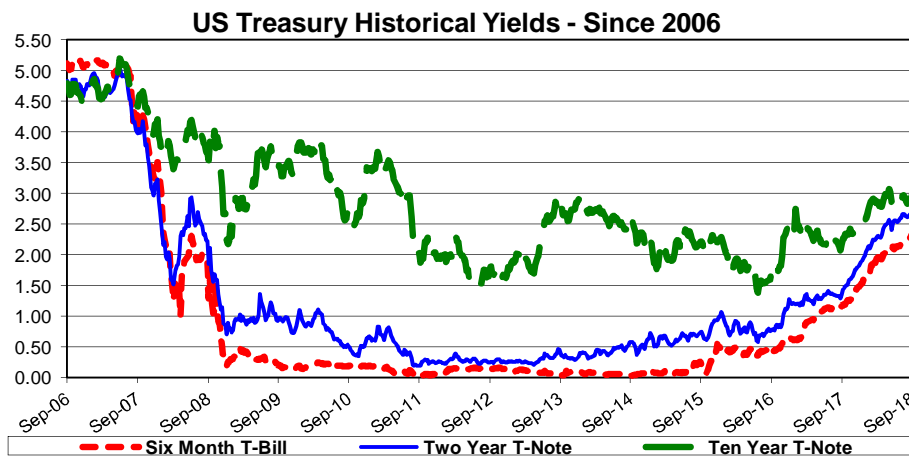
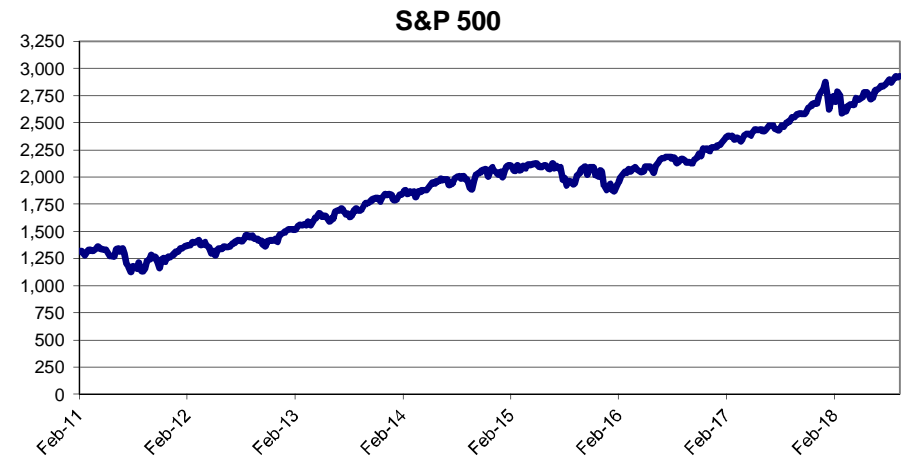
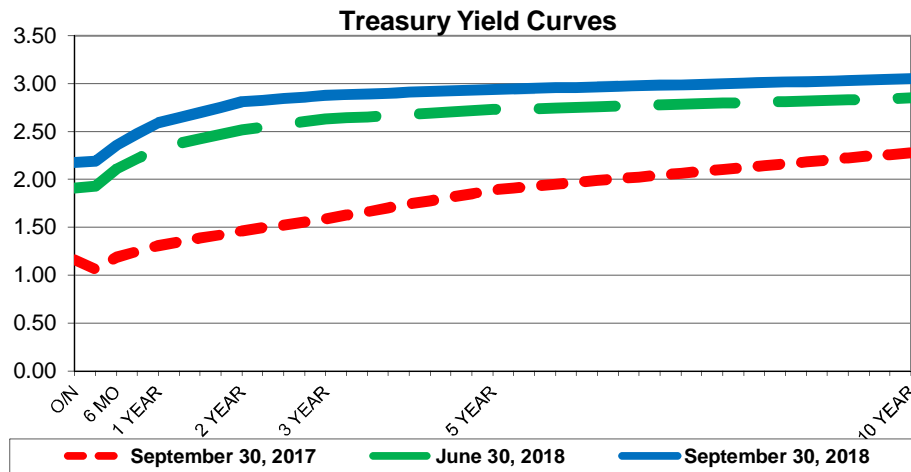
	Current Quarter (1)	Fiscal Year- to-Date (2)
<b>Total Portfolio</b>	<b>1.97%</b>	<b>1.72%</b>
TexPool Yield	2.00%	1.62%
Rolling Three Mo. Treas. Yield	2.07%	1.69%
Rolling Six Mo. Treas. Yield	2.15%	1.73%
Rolling 1 Yr. Treas. Yield	2.05%	1.62%
Rolling 2 Yr. Treas. Yield	1.74%	1.41%
	<b>Investment Income (3)</b>	
Interest Income (Approximate)	\$ 1,511,701	\$ 5,299,626
	<b>WAM at 9/30/2018</b>	<b>Policy WAM Max</b>
Total Portfolio	292 days	540 days
Pooled Funds	316 days	540 days

(1) Average Yield calculated using quarter end report yields and adjusted book values and does not reflect a total return analysis or account for advisory fees.

(2) Fiscal Year-to-Date Average Yields calculated using quarter end report yields and adjusted book values and does not reflect a total return analysis or account for advisory fees.

(3) Investment Income includes coupon interest, accrued interest, and discount and premium amortization.

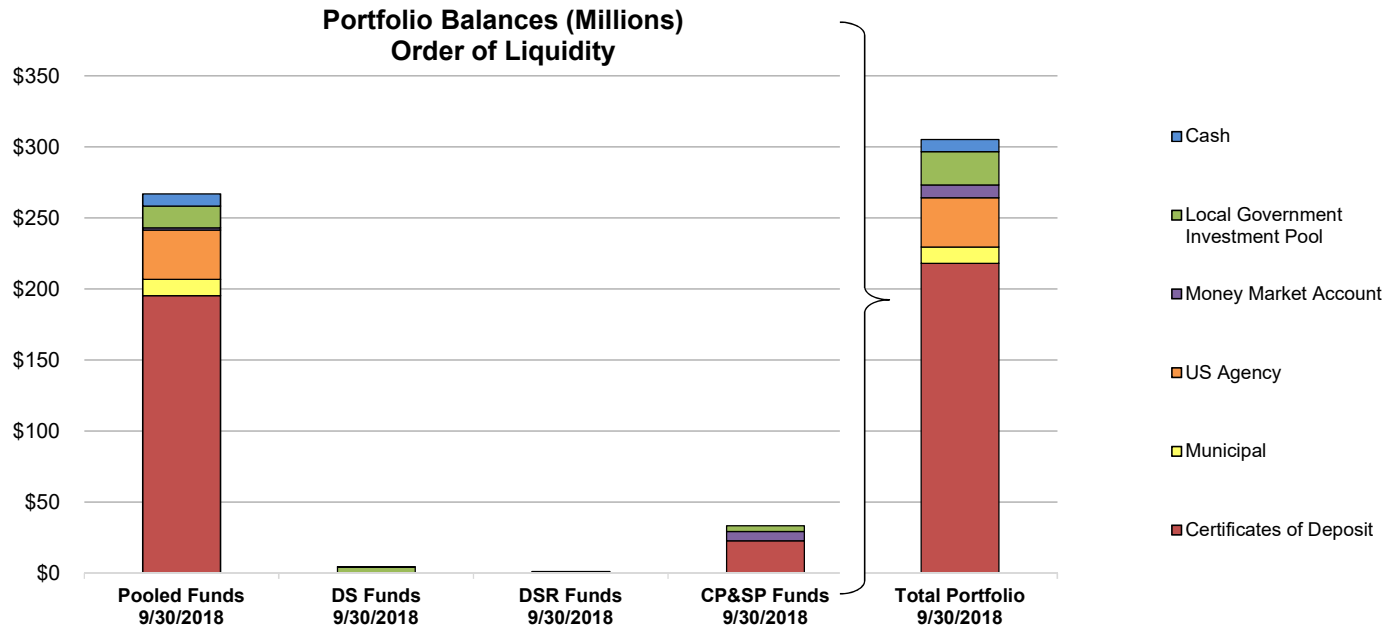
The Federal Open Market Committee (FOMC) increased the Fed Funds target range to 2.00% - 2.25% (Effective Fed Funds are trading +/-2.18%). Additional range increases are still projected for Dec 2018 and 2019. Gradual Federal Reserve Bank portfolio reduction continues by limiting reinvestment of maturing holdings. Second Quarter grew 4.2% (final estimate). Employment/Unemployment continues to strong levels. West Texas Intermediate Crude oil increased above +/- \$70. The Stock Markets reached new highs. Consumer Confidence is strong. Personal Income is improving. The flattening yield curve may or may not impact long range FOMC actions.



## Holdings by Investment Category

September 30, 2018

Description	Pooled Funds		Debt Service Funds		Debt Service Reserve Funds		Capital Project & Special Purpose Funds		Total Portfolio	
	Book Value	% of Portfolio	Book Value	% of Portfolio	Book Value	% of Portfolio	Book Value	% of Portfolio	Book Value	% of Portfolio
Cash	\$ 8,407,266	3%	\$ 5,540	0%	\$ -	0%	\$ -	0%	\$ 8,412,806	3%
Certificates of Deposit	195,374,613	64%	-	0%	-	0%	22,707,006	7%	218,081,619	71%
Investment Pools	15,359,053	5%	4,148,055	1%	8,442	0%	3,970,428	1%	23,485,979	8%
Money Market Accounts	1,586,100	1%	25,384	0%	821,959	0%	6,634,285	2%	9,067,728	3%
Municipal	11,349,068	4%	-	0%	-	0%	-	0%	11,349,068	4%
US Agency	34,768,083	11%	-	0%	-	0%	-	0%	34,768,083	11%
<b>Total / Average</b>	<b>\$ 266,844,184</b>	<b>87%</b>	<b>\$ 4,178,979</b>	<b>1%</b>	<b>\$ 830,401</b>	<b>0%</b>	<b>\$ 33,311,720</b>	<b>11%</b>	<b>\$ 305,165,285</b>	<b>100%</b>



### Investment Holdings by Investment Category

September 30, 2018

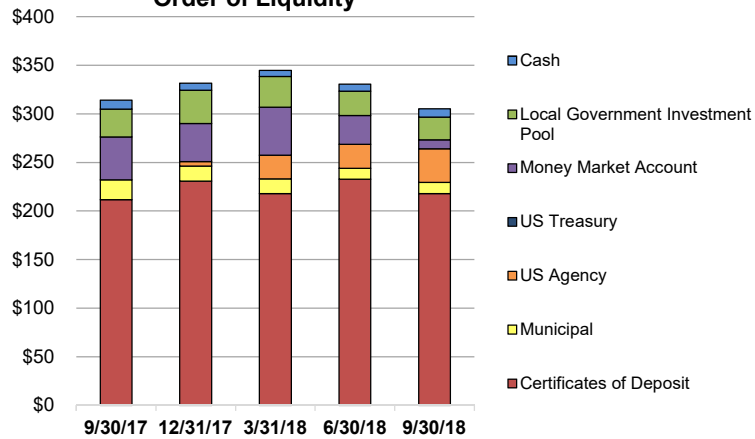
Description	Book Value	% of Portfolio	Portfolio Limitation
Cash	\$ 8,412,806	3%	100%
Certificates of Deposit	218,081,619	71%	75%
Commercial Paper	-	0%	10% / 5%
Investment Pools	23,485,979	8%	100%
Money Market Accounts	9,067,728	3%	50%
Municipal	11,349,068	4%	35% / 5%
US Agency	34,768,083	11%	Combined
US Treasury	-	0%	75%
<b>Total / Average</b>	<b>\$ 305,165,285</b>	<b>100%</b>	<b>PASSED</b>

### Quarterly Transactions By Investment Category

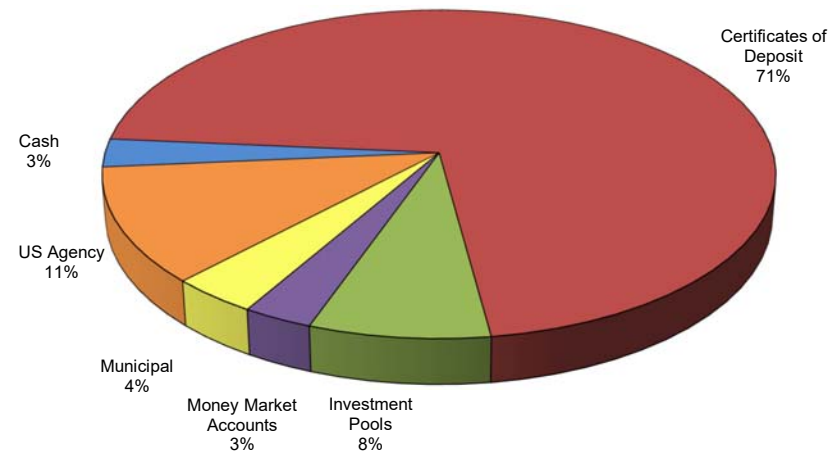
September 30, 2018

Description	Buys	Sells	Maturities	Calls	Interest	Net Cash Equivalent Deposit/(Withdrawal)
Cash	\$ -	\$ -	\$ -	\$ -	\$ -	\$ 1,336,580
Certificates of Deposit	13,373,882	-	27,933,226	-	924,218	-
Commercial Paper	-	-	-	-	-	-
Investment Pools	-	-	-	-	104,721	(1,734,509)
Money Markets Accounts	-	-	-	-	84,679	(20,391,367)
Municipal	-	-	-	-	77,876	-
US Agency	9,997,672	-	-	-	147,250	-
US Treasury	-	-	-	-	-	-
<b>Totals</b>	<b>\$ 23,371,554</b>	<b>\$ -</b>	<b>\$ 27,933,226</b>	<b>\$ -</b>	<b>\$ 1,338,744</b>	<b>\$ (20,789,296)</b>

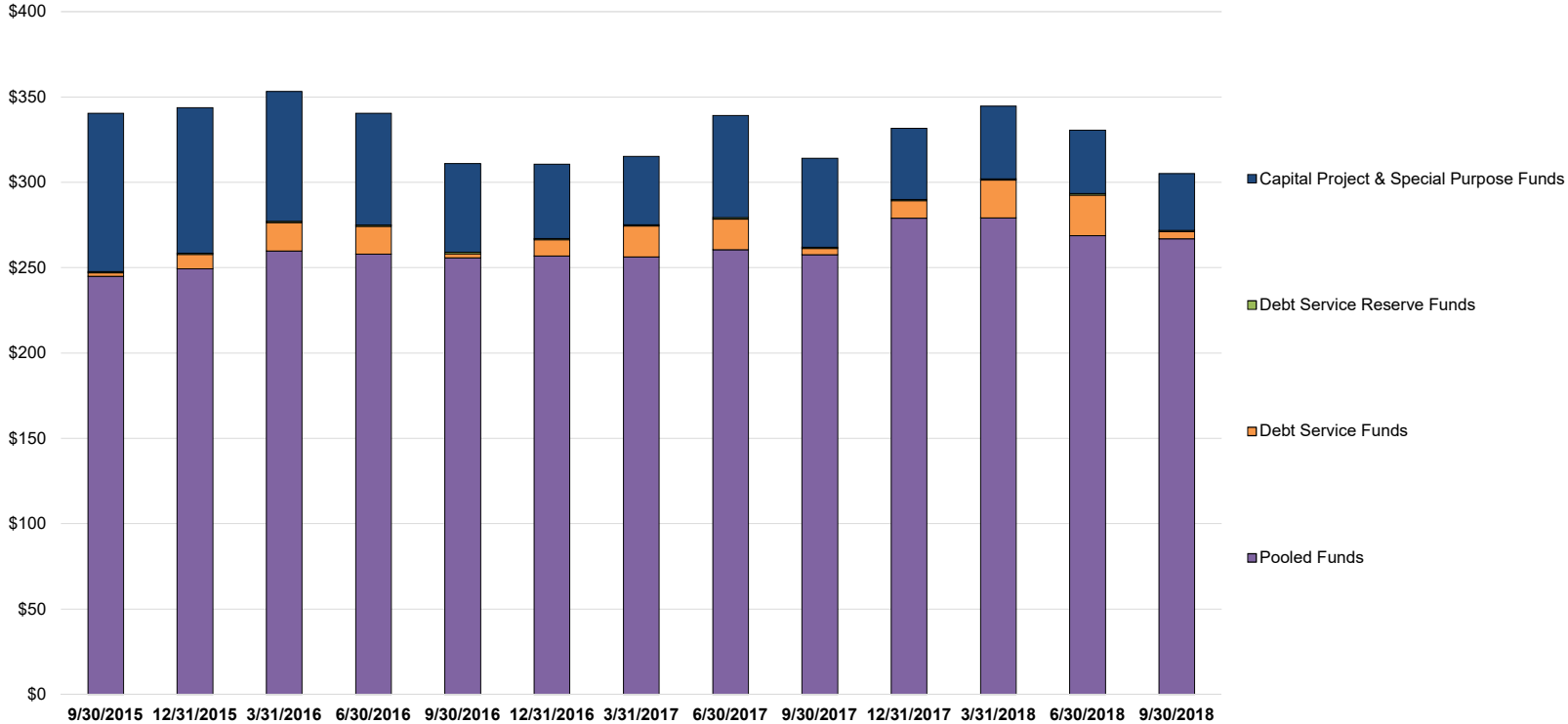
**Portfolio Balances (Millions)  
Order of Liquidity**



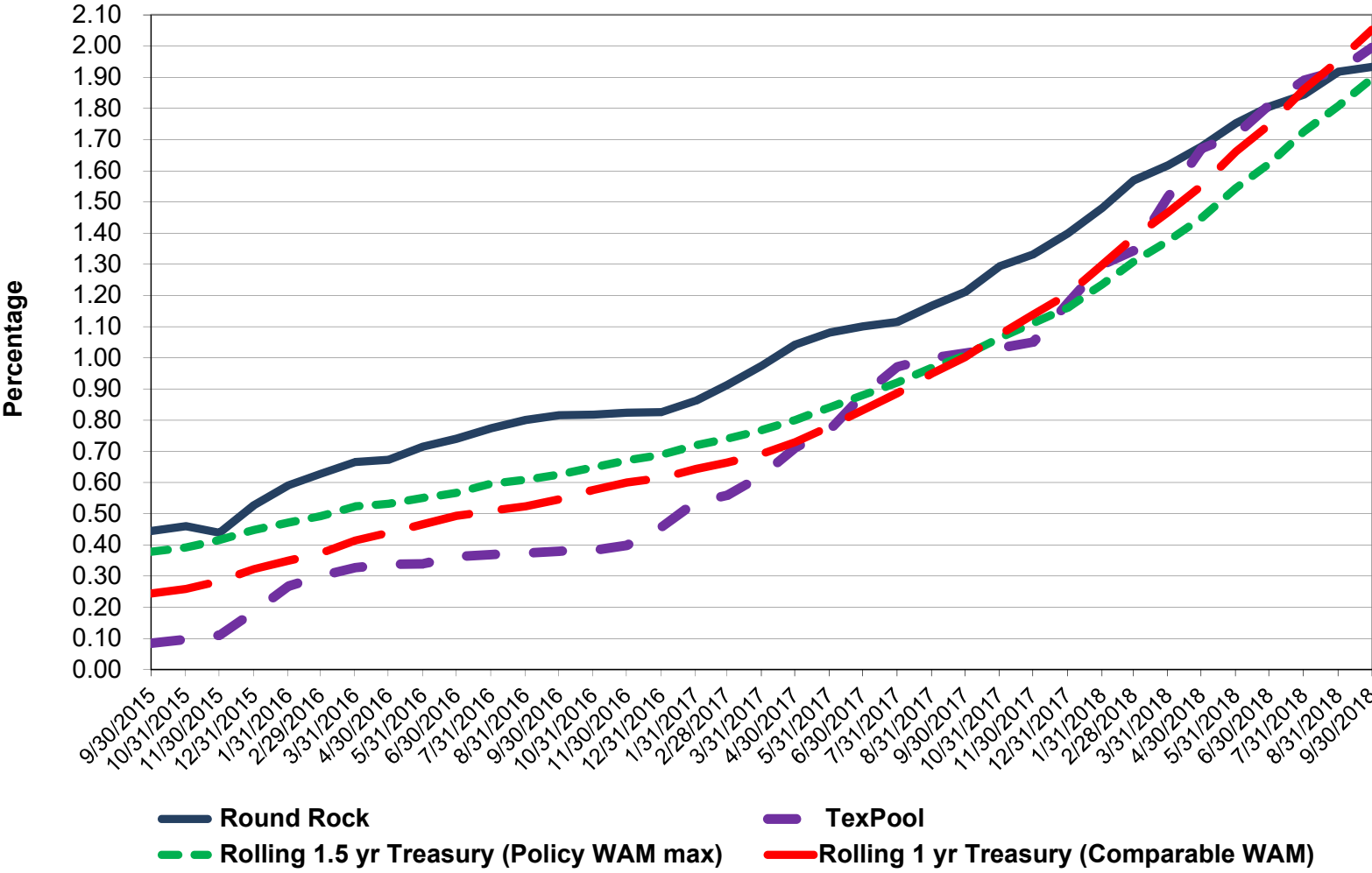
**Portfolio Composition  
September 30, 2018**



**Portfolio Balances By Fund (Millions)**



### City of Round Rock Pooled Funds Performance





Holdings by Allocation and Portfolio (Fund)

September 30, 2018

Issuer	Coupon Rate	Credit Rating	Settlement Date	Face Amount/ Shares	Book Value	Market Price	Market Value	Maturity Date	Days to Maturity	YTM @ Book
<b>Fund 000 - Pooled Investments</b>										
NexBank	2.43%		11/29/2016	\$ 1,544,946	\$ 1,544,946	100.00	\$ 1,544,946	N/A	1	2.43%
Green Bank	2.11%		06/09/2016	41,154	41,154	100.00	41,154	N/A	1	2.11%
JPMorgan Chase	0.52%		09/30/2015	8,407,266	8,407,266	100.00	8,407,266	N/A	1	0.52%
TexSTAR	2.00%	AAAm	09/30/2015	194,173	194,173	100.00	194,173	N/A	1	2.00%
TexPool	2.00%	AAAm	09/30/2015	15,152,336	15,152,336	100.00	15,152,336	N/A	1	2.00%
TexasDAILY	2.03%	AAAm	09/30/2015	12,545	12,545	100.00	12,545	N/A	1	2.03%
R Bank	1.65%		10/02/2017	2,024,835	2,024,835	100.00	2,024,835	10/02/2018	2	1.65%
Southside Bank	1.32%		04/06/2017	6,099,601	6,099,601	100.00	6,099,601	10/05/2018	5	1.32%
Wallis State Bank	1.28%		01/27/2017	4,586,854	4,586,854	100.00	4,586,854	10/29/2018	29	1.28%
DFW Airport-Txable Ref	3.12%	A1/A+/A+	03/24/2017	5,000,000	5,006,964	100.05	5,002,250	11/01/2018	32	1.50%
Wallis State Bank	1.30%		02/16/2017	5,098,024	5,098,024	100.00	5,098,024	11/15/2018	46	1.30%
Southside Bank	1.15%		12/06/2016	5,101,537	5,101,537	100.00	5,101,537	12/06/2018	67	1.15%
Lubbock National Bank	1.45%		01/11/2017	10,244,325	10,244,325	100.00	10,244,325	01/11/2019	103	1.45%
Galveston Texas	6.21%	Aaa/AA+/-	01/08/2018	1,230,000	1,247,259	101.25	1,245,424	02/01/2019	124	2.00%
Tomball TX CO's	5.00%	Aa3/AA+/-	12/20/2016	775,000	785,336	101.14	783,866	02/15/2019	138	1.40%
LegacyTexas Bank	1.40%		02/17/2017	9,712,468	9,712,468	100.00	9,712,468	02/19/2019	142	1.40%
Corpus Christi-Ref	1.81%	Aa2/AA/AA	03/14/2016	2,250,000	2,253,967	99.72	2,243,610	03/01/2019	152	1.37%
Lubbock National Bank	1.45%		03/01/2017	5,621,196	5,621,196	100.00	5,621,196	03/01/2019	152	1.45%
R Bank	1.74%		10/02/2017	2,026,198	2,026,198	100.00	2,026,198	04/02/2019	184	1.74%
Lubbock National Bank	1.50%		04/05/2017	6,129,014	6,129,014	100.00	6,129,014	04/05/2019	187	1.50%
Independent Bank	1.65%		05/01/2017	5,104,152	5,104,152	100.00	5,104,152	05/01/2019	213	1.65%
Union State Bank	2.39%		05/10/2018	2,000,000	2,000,000	100.00	2,000,000	05/09/2019	221	2.39%
Texas A&M Univ	1.94%	Aaa/AAA/AAA	05/01/2017	2,050,000	2,055,542	99.63	2,042,436	05/15/2019	227	1.50%
LegacyTexas Bank	2.05%		12/22/2017	4,088,381	4,088,381	100.00	4,088,381	06/21/2019	264	2.05%
LegacyTexas Bank	1.70%		06/23/2017	5,107,488	5,107,488	100.00	5,107,488	06/24/2019	267	1.70%
FHLMC	0.88%	Aaa/AA+/AAA	02/28/2018	10,000,000	9,896,906	98.59	9,859,218	07/19/2019	292	2.19%
LegacyTexas Bank	1.70%		08/10/2017	8,148,813	8,148,813	100.00	8,148,813	08/09/2019	313	1.70%
R Bank	1.80%		08/10/2017	2,036,325	2,036,325	100.00	2,036,325	08/10/2019	314	1.80%
LegacyTexas Bank	1.70%		08/28/2017	5,093,008	5,093,008	100.00	5,093,008	08/28/2019	332	1.70%
LegacyTexas Bank	2.10%		12/21/2017	4,063,501	4,063,501	100.00	4,063,501	09/20/2019	355	2.10%
JPMorganChase	1.64%		10/02/2017	14,000,000	14,000,000	100.00	14,000,000	10/02/2019	367	1.64%
Lubbock National Bank	1.65%		10/02/2017	10,152,485	10,152,485	100.00	10,152,485	10/02/2019	367	1.65%
R Bank	1.83%		10/02/2017	2,027,562	2,027,562	100.00	2,027,562	10/02/2019	367	1.83%
FNMA	0.00%	-/AA/AA-	10/11/2017	5,000,000	4,910,406	97.12	4,856,221	10/09/2019	374	1.79%
JPMorganChase	1.98%		11/09/2017	5,000,000	5,000,000	100.00	5,000,000	11/09/2019	405	1.98%
Union State Bank	0.99%		12/05/2016	245,000	245,000	100.00	245,000	12/05/2019	431	0.99%
LegacyTexas Bank	2.20%		12/21/2017	10,166,368	10,166,368	100.00	10,166,368	12/20/2019	446	2.20%
LegacyTexas Bank	2.20%		01/08/2018	7,610,556	7,610,556	100.00	7,610,556	01/08/2020	465	2.20%
East West Bank	2.21%		01/26/2018	10,151,287	10,151,287	100.00	10,151,287	01/26/2020	483	2.21%
FFCB	2.07%	Aaa/AA+/AAA	02/28/2018	10,000,000	9,966,555	99.26	9,926,043	02/14/2020	502	2.32%
JPMorganChase	2.56%		03/21/2018	5,000,000	5,000,000	100.00	5,000,000	03/21/2020	538	2.56%
Independent Bank	2.62%		04/09/2018	13,084,917	13,084,917	100.00	13,084,917	04/09/2020	557	2.62%
R Bank	2.85%		05/14/2018	2,014,418	2,014,418	100.00	2,014,418	05/14/2020	592	2.85%
LegacyTexas Bank	2.75%		05/15/2018	7,065,096	7,065,096	100.00	7,065,096	05/15/2020	593	2.75%
Independent Bank	2.70%		05/16/2018	5,034,027	5,034,027	100.00	5,034,027	05/16/2020	594	2.70%
Independent Bank	2.95%		06/20/2018	5,037,178	5,037,178	100.00	5,037,178	06/19/2020	628	2.95%
Independent Bank	2.95%		07/05/2018	6,500,000	6,500,000	100.00	6,500,000	07/07/2020	646	2.95%
FFCB	2.68%	Aaa/AA+/AAA	08/29/2018	10,000,000	9,994,217	99.76	9,976,366	08/24/2020	694	2.71%
<b>Sub Total / Average</b>	<b>1.91%</b>			<b>267,032,033</b>	<b>266,844,184</b>	<b>99.86</b>	<b>266,662,466</b>		<b>316</b>	<b>1.93%</b>

Holdings by Allocation and Portfolio (Fund)

September 30, 2018

Issuer	Coupon Rate	Credit Rating	Settlement Date	Face Amount/ Shares	Book Value	Market Price	Market Value	Maturity Date	Days to Maturity	YTM @ Book
<b>Fund 170 - Interest &amp; Sinking GO Bonds</b>										
TexasDAILY	2.03%	AAAm	04/30/2016	3,010,187	3,010,187	100.00	3,010,187	N/A	1	2.03%
NexBank	2.43%		02/27/2017	25,384	25,384	100.00	25,384	N/A	1	2.43%
TexPool	2.00%	AAAm	09/30/2015	52,254	52,254	100.00	52,254	N/A	1	2.00%
<b>Sub Total / Average</b>	<b>2.03%</b>			<b>3,087,825</b>	<b>3,087,825</b>	<b>100.00</b>	<b>3,087,825</b>		<b>1</b>	<b>2.03%</b>
<b>Fund 210 - Interest &amp; Sinking Debt Service</b>										
JPMorgan Chase	0.52%		09/30/2015	5,540	5,540	100.00	5,540	N/A	1	0.52%
<b>Sub Total / Average</b>	<b>0.52%</b>			<b>5,540</b>	<b>5,540</b>	<b>100.00</b>	<b>5,540</b>		<b>1</b>	<b>0.52%</b>
<b>Fund 460 - Bond Fund</b>										
TexPool	2.00%	AAAm	09/30/2015	352,022	352,022	100.00	352,022	N/A	1	2.00%
NexBank	2.43%		11/29/2016	6,508,265	6,508,265	100.00	6,508,265	N/A	1	2.43%
East West Bank	2.16%		04/09/2018	5,052,048	5,052,048	100.00	5,052,048	01/09/2019	101	2.16%
Independent Bank	2.78%		07/05/2018	6,000,000	6,000,000	100.00	6,000,000	07/08/2019	281	2.78%
<b>Sub Total / Average</b>	<b>2.46%</b>			<b>17,912,336</b>	<b>17,912,336</b>	<b>100.00</b>	<b>17,912,336</b>		<b>123</b>	<b>2.46%</b>
<b>Fund 461 - CO Bond Fund</b>										
TexPool	2.00%	AAAm	10/31/2015	136,350	136,350	100.00	136,350	N/A	1	2.00%
<b>Sub Total / Average</b>	<b>2.00%</b>			<b>136,350</b>	<b>136,350</b>	<b>100.00</b>	<b>136,350</b>		<b>1</b>	<b>2.00%</b>
<b>Fund 462 - 2017 Bond Fund</b>										
TexPool	2.00%	AAAm	05/30/2017	3,482,055	3,482,055	100.00	3,482,055	N/A	1	2.00%
LegacyTexas Bank	1.60%		06/23/2017	2,040,442	2,040,442	100.00	2,040,442	12/24/2018	85	1.60%
LegacyTexas Bank	1.65%		06/23/2017	1,020,859	1,020,859	100.00	1,020,859	03/22/2019	173	1.65%
LegacyTexas Bank	1.70%		06/23/2017	1,021,498	1,021,498	100.00	1,021,498	06/24/2019	267	1.70%
East West Bank	2.38%		03/21/2018	3,038,189	3,038,189	100.00	3,038,189	09/21/2019	356	2.38%
<b>Sub Total / Average</b>	<b>1.97%</b>			<b>10,603,044</b>	<b>10,603,044</b>	<b>100.00</b>	<b>10,603,044</b>		<b>161</b>	<b>1.97%</b>
<b>Fund 591 - Reserves Fund</b>										
Green Bank	2.11%		06/09/2016	821,959	821,959	100.00	821,959	N/A	1	2.11%
TexPool	2.00%	AAAm	09/30/2015	8,442	8,442	100.00	8,442	N/A	1	2.00%
<b>Sub Total / Average</b>	<b>2.11%</b>			<b>830,401</b>	<b>830,401</b>	<b>100.00</b>	<b>830,401</b>		<b>1</b>	<b>2.11%</b>
<b>Fund 602 - Interest &amp; Sinking Revenue Bonds</b>										
TexPool	2.00%	AAAm	09/30/2015	1,085,614	1,085,614	100.00	1,085,614	N/A	1	2.00%
<b>Sub Total / Average</b>	<b>2.00%</b>			<b>1,085,614</b>	<b>1,085,614</b>	<b>100.00</b>	<b>1,085,614</b>		<b>1</b>	<b>2.00%</b>
<b>Fund 863 - Drainage Utility Revenue Bond</b>										
NexBank	2.43%		07/30/2017	126,020	126,020	100.00	126,020	N/A	1	2.43%
Southside Bank	1.88%		01/08/2018	1,514,017	1,514,017	100.00	1,514,017	01/08/2019	100	1.88%
R Bank	2.63%		05/14/2018	3,019,952	3,019,952	100.00	3,019,952	05/14/2019	226	2.63%
<b>Sub Total / Average</b>	<b>2.38%</b>			<b>4,659,990</b>	<b>4,659,990</b>	<b>100.00</b>	<b>4,659,990</b>		<b>179</b>	<b>2.38%</b>
<b>Total / Average</b>	<b>1.95%</b>			<b>\$ 305,353,133</b>	<b>\$ 305,165,285</b>	<b>99.88</b>	<b>\$ 304,983,567</b>		<b>292</b>	<b>1.97%</b>

Book Value Comparison

September 30, 2018

Issuer	Coupon Rate	Settlement Date	Maturity Date	Beginning Book Value	Total Buys/ Increases	Total Sells/ Decreases	Ending Book Value	Change in Book Value
<b>Fund 000 - Pooled Investments</b>								
JPMorgan Chase	N/A	09/30/2015	N/A	\$ 7,070,964	\$ 1,336,302	\$ -	\$ 8,407,266	\$ 1,336,302
TexPool	N/A	09/30/2015	N/A	9,348,557	7,996,694	2,192,915	15,152,336	5,803,779
TexSTAR	N/A	09/30/2015	N/A	193,227	946	-	194,173	946
TexasDAILY	N/A	09/30/2015	N/A	12,482	63	-	12,545	63
NexBank	N/A	11/29/2016	N/A	2,912,949	631,997	2,000,000	1,544,946	(1,368,003)
Green Bank	N/A	06/09/2016	N/A	40,869	285	-	41,154	285
LegacyTexas Bank	1.05%	07/06/2016	07/06/2018	4,591,494	-	4,591,494	-	(4,591,494)
Union State Bank	1.45%	08/10/2017	08/09/2018	5,000,000	-	5,000,000	-	(5,000,000)
LegacyTexas Bank	1.02%	08/29/2016	08/29/2018	10,188,631	8,542	10,197,173	-	(10,188,631)
Green Bank	1.02%	09/13/2016	09/13/2018	5,089,829	-	5,089,829	-	(5,089,829)
R Bank	1.65%	10/02/2017	10/02/2018	2,016,522	8,312	-	2,024,835	8,312
Southside Bank	1.32%	04/06/2017	10/05/2018	6,079,593	20,008	-	6,099,601	20,008
Wallis State Bank	1.28%	01/27/2017	10/29/2018	4,572,262	14,591	-	4,586,854	14,591
DFW Airport-Txable Ref	3.12%	03/24/2017	11/01/2018	5,026,986	-	-	5,006,964	(20,022)
Wallis State Bank	1.30%	02/16/2017	11/15/2018	5,081,374	16,650	-	5,098,024	16,650
Southside Bank	1.15%	12/06/2016	12/06/2018	5,086,792	14,745	-	5,101,537	14,745
Lubbock National Bank	1.45%	01/11/2017	01/11/2019	10,206,976	37,350	-	10,244,325	37,350
Galveston Texas	6.21%	01/08/2018	02/01/2019	1,260,065	-	-	1,247,259	(12,805)
Tomball TX CO's	5.00%	12/20/2016	02/15/2019	792,227	-	-	785,336	(6,891)
LegacyTexas Bank	1.40%	02/17/2017	02/19/2019	9,678,275	34,193	-	9,712,468	34,193
Corpus Christi-Ref	1.81%	03/14/2016	03/01/2019	2,256,368	-	-	2,253,967	(2,401)
Lubbock National Bank	1.45%	03/01/2017	03/01/2019	5,607,377	13,820	-	5,621,196	13,820
R Bank	1.74%	10/02/2017	04/02/2019	2,017,427	8,771	-	2,026,198	8,771
Lubbock National Bank	1.50%	04/05/2017	04/05/2019	6,105,899	23,114	-	6,129,014	23,114
Independent Bank	1.65%	05/01/2017	05/01/2019	5,083,012	21,140	-	5,104,152	21,140
Union State Bank	2.39%	05/10/2018	05/09/2019	2,000,000	-	-	2,000,000	-
Texas A&M Univ	1.94%	05/01/2017	05/15/2019	2,057,788	-	-	2,055,542	(2,246)
LegacyTexas Bank	2.05%	12/22/2017	06/21/2019	4,067,328	21,053	-	4,088,381	21,053
LegacyTexas Bank	1.70%	06/23/2017	06/24/2019	5,085,665	21,823	-	5,107,488	21,823
FHLMC	0.88%	02/28/2018	07/19/2019	9,864,424	-	-	9,896,906	32,482
LegacyTexas Bank	1.70%	08/10/2017	08/09/2019	8,113,996	34,818	-	8,148,813	34,818
R Bank	1.80%	08/10/2017	08/10/2019	2,027,107	9,218	-	2,036,325	9,218
LegacyTexas Bank	1.70%	08/28/2017	08/28/2019	5,071,247	21,761	-	5,093,008	21,761
LegacyTexas Bank	2.10%	12/21/2017	09/20/2019	4,042,068	21,433	-	4,063,501	21,433
JPMorganChase	1.64%	10/02/2017	10/02/2019	14,000,000	-	-	14,000,000	-
Lubbock National Bank	1.65%	10/02/2017	10/02/2019	10,110,379	42,106	-	10,152,485	42,106
R Bank	1.83%	10/02/2017	10/02/2019	2,018,333	9,229	-	2,027,562	9,229
FNMA	0.00%	10/11/2017	10/09/2019	4,888,367	-	-	4,910,406	22,039
JPMorganChase	1.98%	11/09/2017	11/09/2019	5,000,000	-	-	5,000,000	-
Union State Bank	0.99%	12/05/2016	12/05/2019	245,000	-	-	245,000	-
LegacyTexas Bank	2.20%	12/21/2017	12/20/2019	10,110,201	56,167	-	10,166,368	56,167
LegacyTexas Bank	2.20%	01/08/2018	01/08/2020	7,568,509	42,047	-	7,610,556	42,047
East West Bank	2.21%	01/26/2018	01/26/2020	10,094,899	56,388	-	10,151,287	56,388
FFCB	2.07%	02/28/2018	02/14/2020	9,960,426	-	-	9,966,555	6,129
JPMorganChase	2.56%	03/21/2018	03/21/2020	5,000,000	-	-	5,000,000	-
Independent Bank	2.62%	04/09/2018	04/09/2020	13,000,000	84,917	-	13,084,917	84,917
R Bank	2.85%	05/14/2018	05/14/2020	2,000,000	14,418	-	2,014,418	14,418
LegacyTexas Bank	2.75%	05/15/2018	05/15/2020	7,016,349	48,746	-	7,065,096	48,746
Independent Bank	2.70%	05/16/2018	05/16/2020	5,000,000	34,027	-	5,034,027	34,027
Independent Bank	2.95%	06/20/2018	06/19/2020	5,000,000	37,178	-	5,037,178	37,178
Independent Bank	2.95%	07/05/2018	07/07/2020	-	6,500,000	-	6,500,000	6,500,000
FFCB	2.68%	08/29/2018	08/24/2020	-	9,997,672	-	9,994,217	9,994,217
<b>Sub Total/Average Fund 000 - Pooled Investments</b>				<b>268,662,245</b>	<b>27,240,521</b>	<b>29,071,412</b>	<b>266,844,184</b>	<b>(1,818,061)</b>

Book Value Comparison

September 30, 2018

Issuer	Coupon Rate	Settlement Date	Maturity Date	Beginning Book Value	Total Buys/ Increases	Total Sells/ Decreases	Ending Book Value	Change in Book Value
<b>Fund 170 - Interest &amp; Sinking GO Bonds</b>								
TexPool	N/A	09/30/2015	N/A	1,036,694	48,773	1,033,213	52,254	(984,440)
TexasDAILY	N/A	04/30/2016	N/A	2,995,110	15,077	-	3,010,187	15,077
NexBank	N/A	02/27/2017	N/A	12,001,858	23,526	12,000,000	25,384	(11,976,474)
<b>Sub Total/Average Fund 170 - Interest &amp; Sinking GO Bonds</b>				<b>16,033,662</b>	<b>87,376</b>	<b>13,033,213</b>	<b>3,087,825</b>	<b>(12,945,837)</b>
<b>Fund 210 - Interest &amp; Sinking Debt Service</b>								
JPMorgan Chase	N/A	09/30/2015	N/A	5,262	678	400	5,540	278
<b>Sub Total/Average Fund 210 - Interest &amp; Sinking Debt Service</b>				<b>5,262</b>	<b>678</b>	<b>400</b>	<b>5,540</b>	<b>278</b>
<b>Fund 460 - Bond Fund</b>								
TexPool	N/A	09/30/2015	N/A	1,431,895	5,421	1,085,294	352,022	(1,079,873)
NexBank	N/A	11/29/2016	N/A	12,465,095	43,169	6,000,000	6,508,265	(5,956,831)
East West Bank	2.16%	04/09/2018	01/09/2019	5,024,619	27,430	-	5,052,048	27,430
Independent Bank	2.78%	07/05/2018	07/08/2019	-	6,000,000	-	6,000,000	6,000,000
<b>Sub Total/Average Fund 460 - Bond Fund</b>				<b>18,921,609</b>	<b>6,076,020</b>	<b>7,085,294</b>	<b>17,912,336</b>	<b>(1,009,274)</b>
<b>Fund 461 - CO Bond Fund</b>								
TexPool	N/A	10/31/2015	N/A	135,437	913	-	136,350	913
<b>Sub Total/Average Fund 461 - CO Bond Fund</b>				<b>135,437</b>	<b>913</b>	<b>-</b>	<b>136,350</b>	<b>913</b>
<b>Fund 462 - 2017 Bond Fund</b>								
TexPool	N/A	05/30/2017	N/A	2,186,635	3,064,084	1,768,664	3,482,055	1,295,420
LegacyTexas Bank	1.55%	06/23/2017	09/24/2018	3,046,832	7,898	3,054,729	-	(3,046,832)
LegacyTexas Bank	1.60%	06/23/2017	12/24/2018	2,032,236	8,207	-	2,040,442	8,207
LegacyTexas Bank	1.65%	06/23/2017	03/22/2019	1,016,625	4,234	-	1,020,859	4,234
LegacyTexas Bank	1.70%	06/23/2017	06/24/2019	1,017,133	4,365	-	1,021,498	4,365
East West Bank	2.38%	03/21/2018	09/21/2019	3,020,019	18,171	-	3,038,189	18,171
<b>Sub Total/Average Fund 462 - 2017 Bond Fund</b>				<b>12,319,480</b>	<b>3,106,958</b>	<b>4,823,393</b>	<b>10,603,044</b>	<b>(1,716,436)</b>
<b>Fund 591 - Reserves Fund</b>								
TexPool	N/A	09/30/2015	N/A	8,401	41	-	8,442	41
Green Bank	N/A	06/09/2016	N/A	816,270	5,689	-	821,959	5,689
<b>Sub Total/Average Fund 591 - Reserves Fund</b>				<b>824,671</b>	<b>5,730</b>	<b>-</b>	<b>830,401</b>	<b>5,730</b>
<b>Fund 602 - Interest &amp; Sinking Revenue Bonds</b>								
TexPool	N/A	09/30/2015	N/A	7,872,048	19,505	6,805,940	1,085,614	(6,786,435)
<b>Sub Total/Average Fund 602 - Interest &amp; Sinking Revenue Bonds</b>				<b>7,872,048</b>	<b>19,505</b>	<b>6,805,940</b>	<b>1,085,614</b>	<b>(6,786,435)</b>
<b>Fund 863 - Drainage Utility Revenue Bond</b>								
NexBank	N/A	07/30/2017	N/A	1,222,054	4,798	1,100,831	126,020	(1,096,033)
Southside Bank	1.88%	01/08/2018	01/08/2019	1,506,953	7,063	-	1,514,017	7,063
R Bank	2.63%	05/14/2018	05/14/2019	3,000,000	19,952	-	3,019,952	19,952
<b>Sub Total/Average Fund 863 - Drainage Utility Revenue Bond</b>				<b>5,729,007</b>	<b>31,814</b>	<b>1,100,831</b>	<b>4,659,990</b>	<b>(1,069,018)</b>
<b>Total / Average</b>				<b>\$ 330,503,423</b>	<b>\$ 36,569,515</b>	<b>\$ 61,920,483</b>	<b>\$ 305,165,285</b>	<b>\$ (25,338,138)</b>

Market Value Comparison

September 30, 2018

Issuer	Coupon Rate	Settlement Date	Maturity Date	Beginning Market Value	Total Buys/ Increases	Total Sells/ Decreases	Ending Market Value	Change in Market Value
<b>Fund 000 - Pooled Investments</b>								
JPMorgan Chase	N/A	09/30/2015	N/A	\$ 7,070,964	\$ 1,336,302	\$ -	\$ 8,407,266	\$ -
TexPool	N/A	09/30/2015	N/A	9,348,557	7,996,694	2,192,915	15,152,336	-
TexSTAR	N/A	09/30/2015	N/A	193,227	946	-	194,173	-
TexasDAILY	N/A	09/30/2015	N/A	12,482	63	-	12,545	-
NexBank	N/A	11/29/2016	N/A	2,912,949	631,997	2,000,000	1,544,946	-
Green Bank	N/A	06/09/2016	N/A	40,869	285	-	41,154	-
LegacyTexas Bank	1.05%	07/06/2016	07/06/2018	4,591,494	-	4,591,494	-	-
Union State Bank	1.45%	08/10/2017	08/09/2018	5,000,000	-	5,000,000	-	-
LegacyTexas Bank	1.02%	08/29/2016	08/29/2018	10,188,631	8,542	10,197,173	-	-
Green Bank	1.02%	09/13/2016	09/13/2018	5,089,829	-	5,089,829	-	-
R Bank	1.65%	10/02/2017	10/02/2018	2,016,522	8,312	-	2,024,835	-
Southside Bank	1.32%	04/06/2017	10/05/2018	6,079,593	20,008	-	6,099,601	-
Wallis State Bank	1.28%	01/27/2017	10/29/2018	4,572,262	14,591	-	4,586,854	-
DFW Airport-Txable Ref	3.12%	03/24/2017	11/01/2018	5,012,650	-	-	5,002,250	(10,400)
Wallis State Bank	1.30%	02/16/2017	11/15/2018	5,081,374	16,650	-	5,098,024	-
Southside Bank	1.15%	12/06/2016	12/06/2018	5,086,792	14,745	-	5,101,537	-
Lubbock National Bank	1.45%	01/11/2017	01/11/2019	10,206,976	37,350	-	10,244,325	-
Galveston Texas	6.21%	01/08/2018	02/01/2019	1,257,798	-	-	1,245,424	(12,374)
Tomball TX CO's	5.00%	12/20/2016	02/15/2019	791,670	-	-	783,866	(7,804)
LegacyTexas Bank	1.40%	02/17/2017	02/19/2019	9,678,275	34,193	-	9,712,468	-
Corpus Christi-Ref	1.81%	03/14/2016	03/01/2019	2,238,345	-	-	2,243,610	5,265
Lubbock National Bank	1.45%	03/01/2017	03/01/2019	5,607,377	13,820	-	5,621,196	-
R Bank	1.74%	10/02/2017	04/02/2019	2,017,427	8,771	-	2,026,198	-
Lubbock National Bank	1.50%	04/05/2017	04/05/2019	6,105,899	23,114	-	6,129,014	-
Independent Bank	1.65%	05/01/2017	05/01/2019	5,083,012	21,140	-	5,104,152	-
Union State Bank	2.39%	05/10/2018	05/09/2019	2,000,000	-	-	2,000,000	-
Texas A&M Univ	1.94%	05/01/2017	05/15/2019	2,041,124	-	-	2,042,436	1,312
LegacyTexas Bank	2.05%	12/22/2017	06/21/2019	4,067,328	21,053	-	4,088,381	-
LegacyTexas Bank	1.70%	06/23/2017	06/24/2019	5,085,665	21,823	-	5,107,488	-
FHLMC	0.88%	02/28/2018	07/19/2019	9,840,215	-	-	9,859,218	19,003
LegacyTexas Bank	1.70%	08/10/2017	08/09/2019	8,113,996	34,818	-	8,148,813	-
R Bank	1.80%	08/10/2017	08/10/2019	2,027,107	9,218	-	2,036,325	-
LegacyTexas Bank	1.70%	08/28/2017	08/28/2019	5,071,247	21,761	-	5,093,008	-
LegacyTexas Bank	2.10%	12/21/2017	09/20/2019	4,042,068	21,433	-	4,063,501	-
JPMorganChase	1.64%	10/02/2017	10/02/2019	14,000,000	-	-	14,000,000	-
Lubbock National Bank	1.65%	10/02/2017	10/02/2019	10,110,379	42,106	-	10,152,485	-
R Bank	1.83%	10/02/2017	10/02/2019	2,018,333	9,229	-	2,027,562	-
FNMA	0.00%	10/11/2017	10/09/2019	4,840,621	-	-	4,856,221	15,600
JPMorganChase	1.98%	11/09/2017	11/09/2019	5,000,000	-	-	5,000,000	-
Union State Bank	0.99%	12/05/2016	12/05/2019	245,000	-	-	245,000	-
LegacyTexas Bank	2.20%	12/21/2017	12/20/2019	10,110,201	56,167	-	10,166,368	-
LegacyTexas Bank	2.20%	01/08/2018	01/08/2020	7,568,509	42,047	-	7,610,556	-
East West Bank	2.21%	01/26/2018	01/26/2020	10,094,899	56,388	-	10,151,287	-
FFCB	2.07%	02/28/2018	02/14/2020	9,942,092	-	-	9,926,043	(16,049)
JPMorganChase	2.56%	03/21/2018	03/21/2020	5,000,000	-	-	5,000,000	-
Independent Bank	2.62%	04/09/2018	04/09/2020	13,000,000	84,917	-	13,084,917	-
R Bank	2.85%	05/14/2018	05/14/2020	2,000,000	14,418	-	2,014,418	-
LegacyTexas Bank	2.75%	05/15/2018	05/15/2020	7,016,349	48,746	-	7,065,096	-
Independent Bank	2.70%	05/16/2018	05/16/2020	5,000,000	34,027	-	5,034,027	-
Independent Bank	2.95%	06/20/2018	06/19/2020	5,000,000	37,178	-	5,037,178	-
Independent Bank	2.95%	07/05/2018	07/07/2020	-	6,500,000	-	6,500,000	-
FFCB	2.68%	08/29/2018	08/24/2020	-	9,997,672	-	9,976,366	(17,584)
<b>Sub Total/Average Fund 000 - Pooled Investments</b>				<b>268,520,110</b>	<b>27,240,521</b>	<b>29,071,412</b>	<b>266,662,466</b>	<b>(23,031)</b>

Market Value Comparison

September 30, 2018

Issuer	Coupon Rate	Settlement Date	Maturity Date	Beginning Market Value	Total Buys/ Increases	Total Sells/ Decreases	Ending Market Value	Change in Market Value
<b>Fund 170 - Interest &amp; Sinking GO Bonds</b>								
TexPool	N/A	09/30/2015	N/A	1,036,694	48,773	1,033,213	52,254	-
TexasDAILY	N/A	04/30/2016	N/A	2,995,110	15,077	-	3,010,187	-
NexBank	N/A	02/27/2017	N/A	12,001,858	23,526	12,000,000	25,384	-
<b>Sub Total/Average Fund 170 - Interest &amp; Sinking GO Bonds</b>				<b>16,033,662</b>	<b>87,376</b>	<b>13,033,213</b>	<b>3,087,825</b>	<b>-</b>
<b>Fund 210 - Interest &amp; Sinking Debt Service</b>								
JPMorgan Chase	N/A	09/30/2015	N/A	5,262	678	400	5,540	-
<b>Sub Total/Average Fund 210 - Interest &amp; Sinking Debt Service</b>				<b>5,262</b>	<b>678</b>	<b>400</b>	<b>5,540</b>	<b>-</b>
<b>Fund 460 - Bond Fund</b>								
TexPool	N/A	09/30/2015	N/A	1,431,895	5,421	1,085,294	352,022	-
NexBank	N/A	11/29/2016	N/A	12,465,095	43,169	6,000,000	6,508,265	-
East West Bank	2.16%	04/09/2018	01/09/2019	5,024,619	27,430	-	5,052,048	-
Independent Bank	2.78%	07/05/2018	07/08/2019	-	6,000,000	-	6,000,000	-
<b>Sub Total/Average Fund 460 - Bond Fund</b>				<b>18,921,609</b>	<b>6,076,020</b>	<b>7,085,294</b>	<b>17,912,336</b>	<b>-</b>
<b>Fund 461 - CO Bond Fund</b>								
TexPool	N/A	10/31/2015	N/A	135,437	913	-	136,350	-
<b>Sub Total/Average Fund 461 - CO Bond Fund</b>				<b>135,437</b>	<b>913</b>	<b>-</b>	<b>136,350</b>	<b>-</b>
<b>Fund 462 - 2017 Bond Fund</b>								
TexPool	N/A	05/30/2017	N/A	2,186,635	3,064,084	1,768,664	3,482,055	-
LegacyTexas Bank	1.55%	06/23/2017	09/24/2018	3,046,832	7,898	3,054,729	-	-
LegacyTexas Bank	1.60%	06/23/2017	12/24/2018	2,032,236	8,207	-	2,040,442	-
LegacyTexas Bank	1.65%	06/23/2017	03/22/2019	1,016,625	4,234	-	1,020,859	-
LegacyTexas Bank	1.70%	06/23/2017	06/24/2019	1,017,133	4,365	-	1,021,498	-
East West Bank	2.38%	03/21/2018	09/21/2019	3,020,019	18,171	-	3,038,189	-
<b>Sub Total/Average Fund 462 - 2017 Bond Fund</b>				<b>12,319,480</b>	<b>3,106,958</b>	<b>4,823,393</b>	<b>10,603,044</b>	<b>-</b>
<b>Fund 591 - Reserves Fund</b>								
TexPool	N/A	09/30/2015	N/A	8,401	41	-	8,442	-
Green Bank	N/A	06/09/2016	N/A	816,270	5,689	-	821,959	-
<b>Sub Total/Average Fund 591 - Reserves Fund</b>				<b>824,671</b>	<b>5,730</b>	<b>-</b>	<b>830,401</b>	<b>-</b>
<b>Fund 602 - Interest &amp; Sinking Revenue Bonds</b>								
TexPool	N/A	09/30/2015	N/A	7,872,048	19,505	6,805,940	1,085,614	-
<b>Sub Total/Average Fund 602 - Interest &amp; Sinking Revenue Bonds</b>				<b>7,872,048</b>	<b>19,505</b>	<b>6,805,940</b>	<b>1,085,614</b>	<b>-</b>
<b>Fund 863 - Drainage Utility Revenue Bond</b>								
NexBank	N/A	07/30/2017	N/A	1,222,054	4,798	1,100,831	126,020	-
Southside Bank	1.88%	01/08/2018	01/08/2019	1,506,953	7,063	-	1,514,017	-
R Bank	2.63%	05/14/2018	05/14/2019	3,000,000	19,952	-	3,019,952	-
<b>Sub Total/Average Fund 863 - Drainage Utility Revenue Bond</b>				<b>5,729,007</b>	<b>31,814</b>	<b>1,100,831</b>	<b>4,659,990</b>	<b>-</b>
<b>Total / Average</b>				<b>\$ 330,361,288</b>	<b>\$ 36,569,515</b>	<b>\$ 61,920,483</b>	<b>\$ 304,983,567</b>	<b>\$ (23,031)</b>

Holdings by Allocation and Portfolio (Fund)

June 30, 2018

Issuer	Coupon Rate	Credit Rating	Settlement Date	Face Amount/ Shares	Book Value	Market Price	Market Value	Maturity Date	Days to Maturity	YTM @ Book
<b>Fund 000 - Pooled Investments</b>										
NexBank	2.17%		11/29/2016	\$ 2,912,949	\$ 2,912,949	100.00	\$ 2,912,949	N/A	1	2.17%
Green Bank	2.09%		06/09/2016	40,869	40,869	100.00	40,869	N/A	1	2.09%
JPMorgan Chase	0.62%		09/30/2015	7,070,964	7,070,964	100.00	7,070,964	N/A	1	0.62%
TexSTAR	1.83%	AAAm	09/30/2015	193,227	193,227	100.00	193,227	N/A	1	1.83%
TexPool	1.81%	AAAm	09/30/2015	9,348,557	9,348,557	100.00	9,348,557	N/A	1	1.81%
TexasDAILY	1.85%	AAAm	09/30/2015	12,482	12,482	100.00	12,482	N/A	1	1.85%
LegacyTexas Bank	1.05%		07/06/2016	4,591,494	4,591,494	100.00	4,591,494	07/06/2018	6	1.05%
Union State Bank	1.45%		08/10/2017	5,000,000	5,000,000	100.00	5,000,000	08/09/2018	40	1.45%
LegacyTexas Bank	1.02%		08/29/2016	10,188,631	10,188,631	100.00	10,188,631	08/29/2018	60	1.02%
Green Bank	1.02%		09/13/2016	5,089,829	5,089,829	100.00	5,089,829	09/13/2018	75	1.02%
R Bank	1.65%		10/02/2017	2,016,522	2,016,522	100.00	2,016,522	10/02/2018	94	1.65%
Southside Bank	1.32%		04/06/2017	6,079,593	6,079,593	100.00	6,079,593	10/05/2018	97	1.32%
Wallis State Bank	1.28%		01/27/2017	4,572,262	4,572,262	100.00	4,572,262	10/29/2018	121	1.28%
DFW Airport-Txable Ref	3.12%	A1/A+/A	03/24/2017	5,000,000	5,026,986	100.25	5,012,650	11/01/2018	124	1.50%
Wallis State Bank	1.30%		02/16/2017	5,081,374	5,081,374	100.00	5,081,374	11/15/2018	138	1.30%
Southside Bank	1.15%		12/06/2016	5,086,792	5,086,792	100.00	5,086,792	12/06/2018	159	1.15%
Lubbock National Bank	1.45%		01/11/2017	10,206,976	10,206,976	100.00	10,206,976	01/11/2019	195	1.45%
Galveston Texas	6.21%	Aaa/AA+/-	01/08/2018	1,230,000	1,260,065	102.26	1,257,798	02/01/2019	216	2.00%
Tomball TX CO's	5.00%	Aa3/AA+/-	12/20/2016	775,000	792,227	102.15	791,670	02/15/2019	230	1.40%
LegacyTexas Bank	1.40%		02/17/2017	9,678,275	9,678,275	100.00	9,678,275	02/19/2019	234	1.40%
Corpus Christi-Ref	1.81%	Aa2/AA/AA	03/14/2016	2,250,000	2,256,368	99.48	2,238,345	03/01/2019	244	1.37%
Lubbock National Bank	1.45%		03/01/2017	5,607,377	5,607,377	100.00	5,607,377	03/01/2019	244	1.45%
R Bank	1.74%		10/02/2017	2,017,427	2,017,427	100.00	2,017,427	04/02/2019	276	1.74%
Lubbock National Bank	1.50%		04/05/2017	6,105,899	6,105,899	100.00	6,105,899	04/05/2019	279	1.50%
Independent Bank	1.65%		05/01/2017	5,083,012	5,083,012	100.00	5,083,012	05/01/2019	305	1.65%
Union State Bank	2.39%		05/10/2018	2,000,000	2,000,000	100.00	2,000,000	05/09/2019	313	2.39%
Texas A&M Univ	1.94%	Aaa/AAA/AAA	05/01/2017	2,050,000	2,057,788	99.57	2,041,124	05/15/2019	319	1.50%
LegacyTexas Bank	2.05%		12/22/2017	4,067,328	4,067,328	100.00	4,067,328	06/21/2019	356	2.05%
LegacyTexas Bank	1.70%		06/23/2017	5,085,665	5,085,665	100.00	5,085,665	06/24/2019	359	1.70%
FHLMC	0.88%	Aaa/AA+/AAA	02/28/2018	10,000,000	9,864,424	98.40	9,840,215	07/19/2019	384	2.19%
LegacyTexas Bank	1.70%		08/10/2017	8,113,996	8,113,996	100.00	8,113,996	08/09/2019	405	1.70%
R Bank	1.80%		08/10/2017	2,027,107	2,027,107	100.00	2,027,107	08/10/2019	406	1.80%
LegacyTexas Bank	1.70%		08/28/2017	5,071,247	5,071,247	100.00	5,071,247	08/28/2019	424	1.70%
LegacyTexas Bank	2.10%		12/21/2017	4,042,068	4,042,068	100.00	4,042,068	09/20/2019	447	2.10%
JPMorganChase	1.64%		10/02/2017	14,000,000	14,000,000	100.00	14,000,000	10/02/2019	459	1.64%
Lubbock National Bank	1.65%		10/02/2017	10,110,379	10,110,379	100.00	10,110,379	10/02/2019	459	1.65%
R Bank	1.83%		10/02/2017	2,018,333	2,018,333	100.00	2,018,333	10/02/2019	459	1.83%
FNMA	0.00%	-/AA/AA-	10/11/2017	5,000,000	4,888,367	96.81	4,840,621	10/09/2019	466	1.79%
JPMorganChase	1.98%		11/09/2017	5,000,000	5,000,000	100.00	5,000,000	11/09/2019	497	1.98%
Union State Bank	0.99%		12/05/2016	245,000	245,000	100.00	245,000	12/05/2019	523	0.99%
LegacyTexas Bank	2.20%		12/21/2017	10,110,201	10,110,201	100.00	10,110,201	12/20/2019	538	2.20%
LegacyTexas Bank	2.20%		01/08/2018	7,568,509	7,568,509	100.00	7,568,509	01/08/2020	557	2.20%
East West Bank	2.21%		01/26/2018	10,094,899	10,094,899	100.00	10,094,899	01/26/2020	575	2.21%
FFCB	2.07%	Aaa/AA+/AAA	02/28/2018	10,000,000	9,960,426	99.42	9,942,092	02/14/2020	594	2.32%
JPMorganChase	2.56%		03/21/2018	5,000,000	5,000,000	100.00	5,000,000	03/21/2020	630	2.56%
Independent Bank	2.62%		04/09/2018	13,000,000	13,000,000	100.00	13,000,000	04/09/2020	649	2.62%
R Bank	2.85%		05/14/2018	2,000,000	2,000,000	100.00	2,000,000	05/14/2020	684	2.85%
LegacyTexas Bank	2.75%		05/15/2018	7,016,349	7,016,349	100.00	7,016,349	05/15/2020	685	2.75%
Independent Bank	2.70%		05/16/2018	5,000,000	5,000,000	100.00	5,000,000	05/16/2020	686	2.70%
Independent Bank	2.95%		06/20/2018	5,000,000	5,000,000	100.00	5,000,000	06/19/2020	720	2.95%
<b>Sub Total / Average</b>	<b>1.78%</b>			<b>268,860,595</b>	<b>268,662,245</b>	<b>99.87</b>	<b>268,520,110</b>		<b>352</b>	<b>1.81%</b>

**Holdings by Allocation and Portfolio (Fund)**

**June 30, 2018**

Issuer	Coupon Rate	Credit Rating	Settlement Date	Face Amount/ Shares	Book Value	Market Price	Market Value	Maturity Date	Days to Maturity	YTM @ Book
<b>Fund 170 - Interest &amp; Sinking GO Bonds</b>										
TexasDAILY	1.85%	AAAm	04/30/2016	2,995,110	2,995,110	100.00	2,995,110	N/A	1	1.85%
NexBank	2.17%		02/27/2017	12,001,858	12,001,858	100.00	12,001,858	N/A	1	2.17%
TexPool	1.81%	AAAm	09/30/2015	1,036,694	1,036,694	100.00	1,036,694	N/A	1	1.81%
<b>Sub Total / Average</b>	<b>2.09%</b>			<b>16,033,662</b>	<b>16,033,662</b>	<b>100.00</b>	<b>16,033,662</b>		<b>1</b>	<b>2.09%</b>
<b>Fund 210 - Interest &amp; Sinking Debt Service</b>										
JPMorgan Chase	0.62%		09/30/2015	5,262	5,262	100.00	5,262	N/A	1	0.62%
<b>Sub Total / Average</b>	<b>0.62%</b>			<b>5,262</b>	<b>5,262</b>	<b>100.00</b>	<b>5,262</b>		<b>1</b>	<b>0.62%</b>
<b>Fund 460 - Bond Fund</b>										
TexPool	1.81%	AAAm	09/30/2015	1,431,895	1,431,895	100.00	1,431,895	N/A	1	1.81%
NexBank	2.17%		11/29/2016	12,465,095	12,465,095	100.00	12,465,095	N/A	1	2.17%
East West Bank	2.16%		04/09/2018	5,024,619	5,024,619	100.00	5,024,619	01/09/2019	193	2.16%
<b>Sub Total / Average</b>	<b>2.14%</b>			<b>18,921,609</b>	<b>18,921,609</b>	<b>100.00</b>	<b>18,921,609</b>		<b>52</b>	<b>2.14%</b>
<b>Fund 461 - CO Bond Fund</b>										
TexPool	1.81%	AAAm	10/31/2015	135,437	135,437	100.00	135,437	N/A	1	1.81%
<b>Sub Total / Average</b>	<b>1.81%</b>			<b>135,437</b>	<b>135,437</b>	<b>100.00</b>	<b>135,437</b>		<b>1</b>	<b>1.81%</b>
<b>Fund 462 - 2017 Bond Fund</b>										
TexPool	1.81%	AAAm	05/30/2017	2,186,635	2,186,635	100.00	2,186,635	N/A	1	1.81%
LegacyTexas Bank	1.55%		06/23/2017	3,046,832	3,046,832	100.00	3,046,832	09/24/2018	86	1.55%
LegacyTexas Bank	1.60%		06/23/2017	2,032,236	2,032,236	100.00	2,032,236	12/24/2018	177	1.60%
LegacyTexas Bank	1.65%		06/23/2017	1,016,625	1,016,625	100.00	1,016,625	03/22/2019	265	1.65%
LegacyTexas Bank	1.70%		06/23/2017	1,017,133	1,017,133	100.00	1,017,133	06/24/2019	359	1.70%
East West Bank	2.38%		03/21/2018	3,020,019	3,020,019	100.00	3,020,019	09/21/2019	448	2.38%
<b>Sub Total / Average</b>	<b>1.83%</b>			<b>12,319,480</b>	<b>12,319,480</b>	<b>100.00</b>	<b>12,319,480</b>		<b>212</b>	<b>1.83%</b>
<b>Fund 591 - Reserves Fund</b>										
Green Bank	2.09%		06/09/2016	816,270	816,270	100.00	816,270	N/A	1	2.09%
TexPool	1.81%	AAAm	09/30/2015	8,401	8,401	100.00	8,401	N/A	1	1.81%
<b>Sub Total / Average</b>	<b>2.09%</b>			<b>824,671</b>	<b>824,671</b>	<b>100.00</b>	<b>824,671</b>		<b>1</b>	<b>2.09%</b>
<b>Fund 602 - Interest &amp; Sinking Revenue Bonds</b>										
TexPool	1.81%	AAAm	09/30/2015	7,872,048	7,872,048	100.00	7,872,048	N/A	1	1.81%
<b>Sub Total / Average</b>	<b>1.81%</b>			<b>7,872,048</b>	<b>7,872,048</b>	<b>100.00</b>	<b>7,872,048</b>		<b>1</b>	<b>1.81%</b>
<b>Fund 863 - Drainage Utility Revenue Bond</b>										
NexBank	2.17%		07/30/2017	1,222,054	1,222,054	100.00	1,222,054	N/A	1	2.17%
Southside Bank	1.88%		01/08/2018	1,506,953	1,506,953	100.00	1,506,953	01/08/2019	192	1.88%
R Bank	2.63%		05/14/2018	3,000,000	3,000,000	100.00	3,000,000	05/14/2019	318	2.63%
<b>Sub Total / Average</b>	<b>2.34%</b>			<b>5,729,007</b>	<b>5,729,007</b>	<b>100.00</b>	<b>5,729,007</b>		<b>217</b>	<b>2.34%</b>
<b>Total / Average</b>	<b>1.83%</b>			<b>\$ 330,701,773</b>	<b>\$ 330,503,423</b>	<b>99.90</b>	<b>\$ 330,361,288</b>		<b>301</b>	<b>1.85%</b>