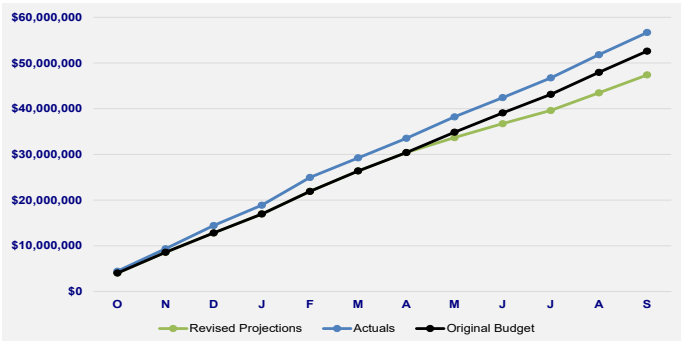




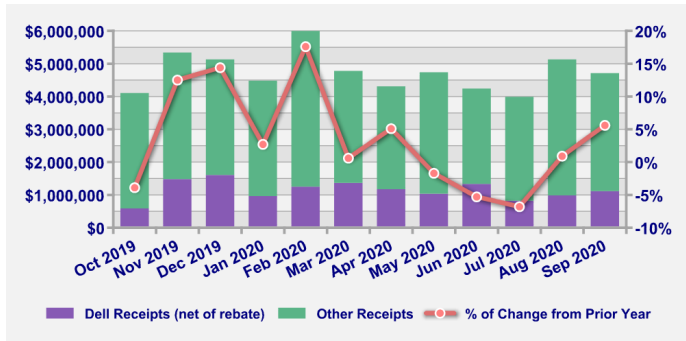
Round Rock by the Numbers

FY 2019/20 - Fourth Quarter - 09/30/2020

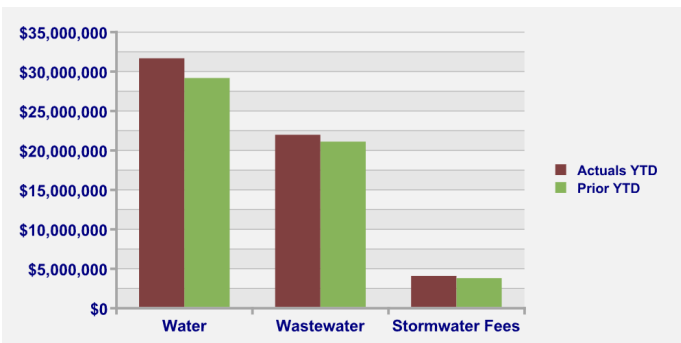
Sales Tax Actuals vs. Projections - Gen Fund Only



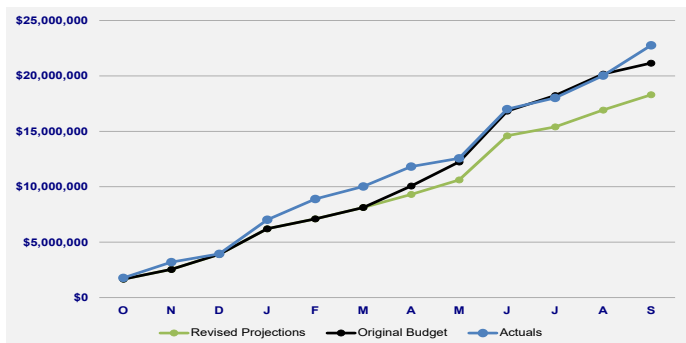
Rolling 12 Month - General Fund Sales Tax



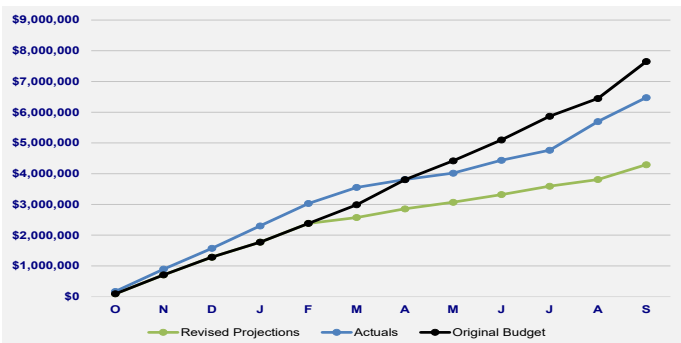
Utility Revenues



Other General Fund Revenues



Sports Management & Tourism



Hotel Occupancy Rates and Hotels



Notes & Comments

- Sales tax receipts for FY 2020 ended the year \$4.1 million over the original budget. In addition, the General Fund transferred \$2.2 million of Dell receipts in excess of 20% of total General Fund sales tax revenues to GSFC in September of 2020, in compliance with financial policies.
- Property Tax collections have been strong in 2019/20. The budget has been met for FY 2020.
- Utility revenues ended the year in line with budget. The large variance in water revenues is because 12% more water was sold in FY 2020 than last year - 7.4 billion gallons up from 6.6 billion last year, due to residential irrigation use. The extra water use was due to drought conditions and the new water wholesale agreement with the City of Georgetown.
- Sports Management & Tourism revenues have declined due to COVID-19. Revenues for FY 2020 ended the year under original budget projections but higher than the revised budget.
 - Occupancy revenues came in higher than revised budget partly due to Hurricane Laura in August 2020.
 - Even though tournaments were canceled throughout the year due to COVID-19, the Sports Center was able to host local events.
- Other general fund revenues declined in FY 2020 due to COVID-19 compared to prior year. This category of revenues encompasses taxes other than property and sales taxes, franchise fees, license permits and fees, service charges, program revenues, fines and forfeitures, and contracts and other revenues. These revenues ended the year higher than the FY 2020 revised budget which was based on conservative estimates of 3 months of closures and losing all program revenues. We fared better than our early estimates.

*Kalahari opened November 12, 2020 with 975 rooms



Round Rock by the Numbers

FY 2020/21 - Annual Facts

Tax Information

	2020/21	2019/20
Population	120,975	118,024
Property Tax Rate	\$ 0.43900	0.43900
M&O .313509	Debt .125491	
Median Home Value	\$ 256,347	255,198
Taxable Property Value (billions)	\$ 15.4	14.6
Property Tax per Capita	\$ 558.84	543.06

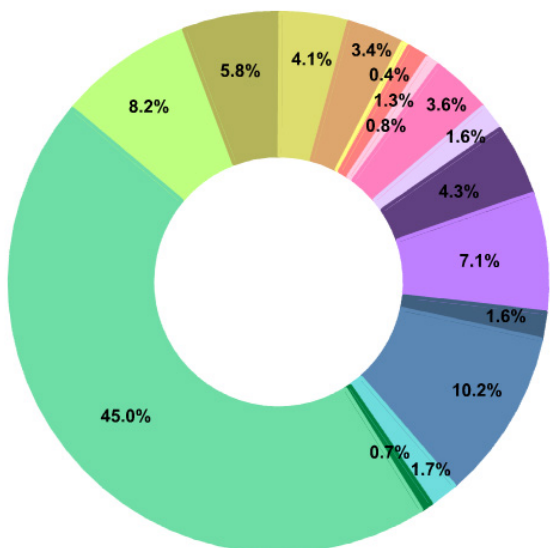
Taxing Entities

CORR	\$	0.439000
Williamson County	\$	0.458719
RRISD	\$	1.220900
ACC	\$	0.105800
Upper Brushy Creek	\$	0.020000
Total Tax Rate (includes CORR)	\$	2.244419

Top 10 Property Taxpayers (sorted by rank as of Nov 2020)

- Dell Computer Holdings LP
- Kalahari
- CPG RR, LP (Premium Outlets)
- Dell Computer Corp.
- Baltgem (La Frontera Village)
- CMF 15 Portfolio (Col. Grand Apt)
- 2811 La Frontera LP (The District on La Frontera Apts)
- Fisher-Rosemount Systems Inc. (Emerson)
- Columbia/St. David's Healthcare
- Baev-Lasalle Round Rock University Blvd LLC (University Commons)

Total Adopted Budget 2020/21 - \$420.2 million



Debt Information

GO Bond Rating:	S & P	AAA
Utility Bond Rating:	S & P	AAA

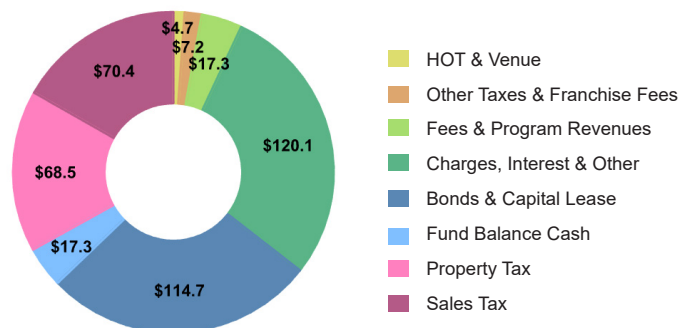
Outstanding as of 9/30/2020 (millions)

GO & CO Bonds	\$	229.2
Capital Lease	\$	10.9
Utility / Stormwater	\$	119.5 / 6.4
HOT	\$	2.9
Sports Center	\$	6.9
Type B	\$	27.8

City Employees

	FTEs	1019.45	Dept Total
Sworn Police*		180	257.98
Firefighters		153	163.00

Total Revenues & Funding Sources 2020/21 - \$420.2 million



	(millions)
Police	\$ 34.3
Fire	\$ 24.5
Fiscal Support Services	\$ 17.3
Transportation	\$ 14.3
Communication	\$ 1.8
General Services	\$ 5.4
Library	\$ 3.3
Parks and Recreation	\$ 15.3
Planning and Development	\$ 6.8
Support Services	\$ 18.1
Water/Wastewater/Stormwater	\$ 29.9
Sports Management	\$ 6.8
Debt Principal & Interest	\$ 43.0
Administrative Support Svcs.	\$ 7.3
General SFC	\$ 2.9
Capital Improvement Projects	\$ 189.2