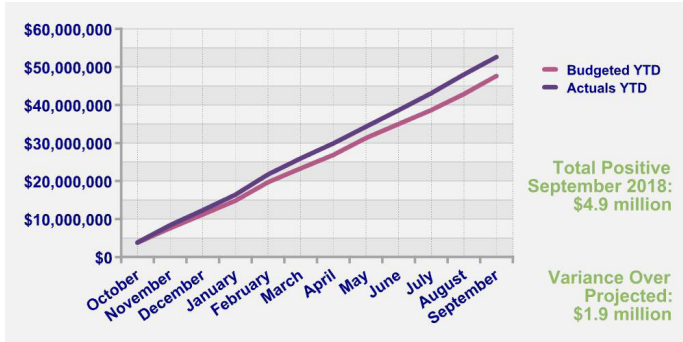




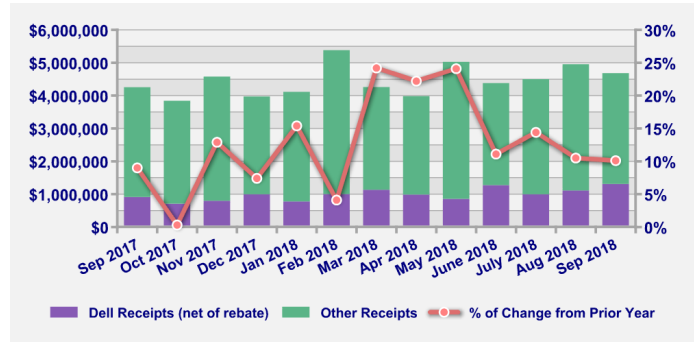
Round Rock by the Numbers

FY 2017/18 - Fourth Quarter - 09/30/2018

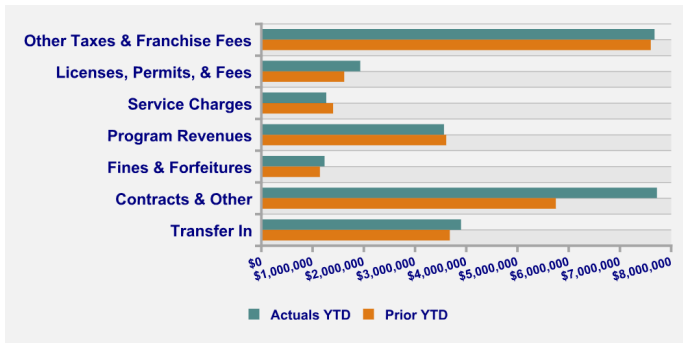
Sales Tax Actuals vs. Projections - Gen Fund Only



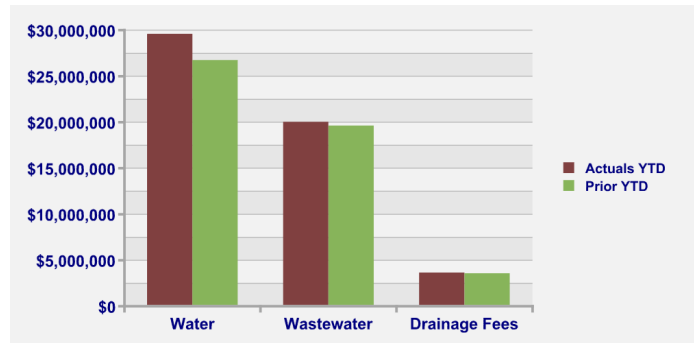
Rolling 12 Month - General Fund Sales Tax



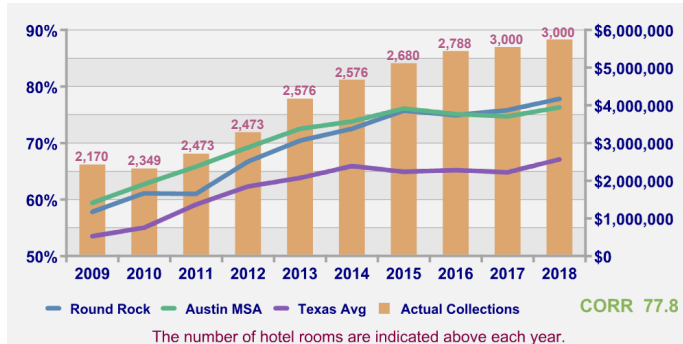
Other General Fund Revenues



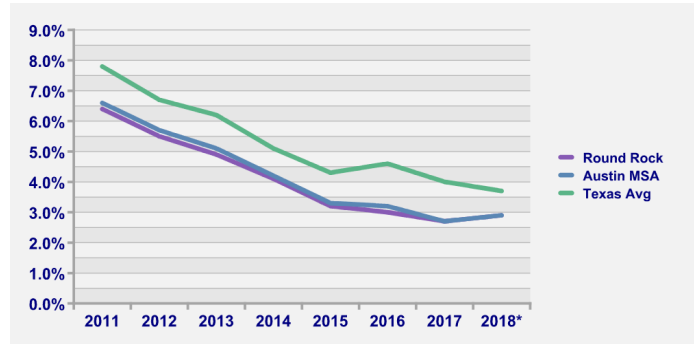
Utility Revenues



Hotel Occupancy Rates and Revenues



Unemployment Data



Notes & Comments

- Sales tax receipts for FY 2018 ended the year \$4.9 million over the original budget and \$1.9 million over projections in the General Fund. The variance is due to the turnaround in Dell along with continued strong base growth.
- Most property tax collections occur from November through January each year. Collections were strong in 2017/18 and budgeted revenues were met.
- Utility revenues ended the year in line with budget. Water revenues include the 3.5% rate increase that went into effect on 10/1/2017.
- Hotel occupancy tax and venue tax revenues finished the year strong and slightly exceeded budget for the fiscal year.
- Overall for GF revenues – In addition to strong sales tax and property tax collections, all other General Fund revenues ended the year on target.
 - Contracts & Other ended well ahead of last year actuals because of grant revenues associated with the Fire Opioid grants.



Round Rock by the Numbers

FY 2018/19 - Annual Facts

Tax Information

	2018/19	2017/18
Population	115,343	111,387
Property Tax Rate	\$ 0.42000	0.43000
M&O .29813	Debt .12187	
Median Home Value	\$ 241,538	227,714
Taxable Property Value (billions)	\$ 13.6	12.5
Property Tax per Capita	\$ 492.42	482.47

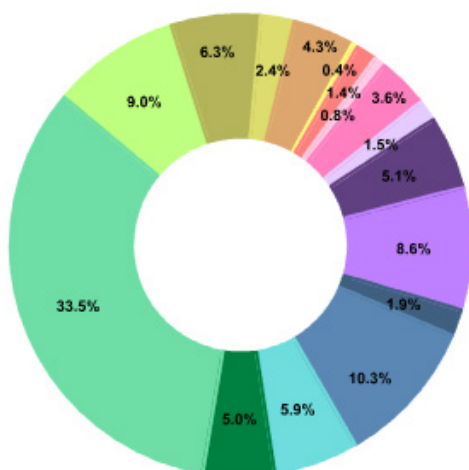
Taxing Entities

CORR	\$	0.4200
Williamson County	\$	0.4665
RRISD	\$	1.3805
ACC	\$	0.1048
Upper Brushy Creek	\$	0.0200
Total Tax Rate (includes CORR)	\$	2.3918

Top 10 Property Taxpayers (sorted by rank as of Oct 2018)

- Dell Computer Holdings LP
- CPG RR, LP (Premium Outlets)
- CMF 15 Portfolio (Col. Grand Apt)
- Baltgem (La Frontera Village)
- Fisher-Rosemount Systems Inc.(Emerson)
- Columbia/St. David Healthcare
- Dell Computer Corp.
- 2811 La Frontera LP
- FST La Frontera Square Apts
- BAEV-LASALLE (University Commons)

Total Adopted Budget 2018/19 - \$356.9 million



Debt Information

GO Bond Rating:	S & P	AAA
Utility Bond Rating:	S & P	AAA

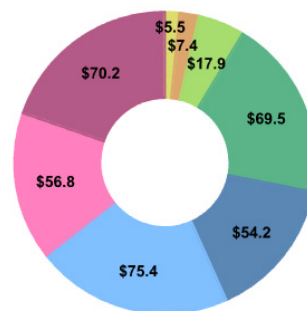
Outstanding as of 9/30/2018 (millions)

GO & CO Bonds	\$	188.3
Capital Lease	\$	9.8
Utility / Drainage	\$	69.4 / 7.0
HOT	\$	7.1
Sports Center	\$	3.9
Type B	\$	13.9

City Employees

	FTEs	1005.425	Dept Total
Sworn Police*	178	252.95	
Firefighters	152	162.00	
*School Resource Officers -	10 SROs + 2 Sgts		

Total Revenues & Funding Sources 2018/19 - \$356.9 million



- HOT & Venue
- Other Taxes & Franchise Fees
- Fees & Program Revenues
- Charges, Interest & Other
- Bonds & Capital Lease
- Fund Balance Cash
- Property Tax
- Sales Tax

	(millions)
Police	\$ 32.3
Fire	\$ 22.4
Fiscal Support Services	\$ 8.5
Transportation	\$ 15.4
Communication	\$ 1.4
General Services	\$ 5.2
Library	\$ 3.0
Parks and Recreation	\$ 12.8
Planning and Development	\$ 5.4
Support Services	\$ 18.4
Water/Wastewater/Drainage	\$ 30.7
Sports Management	\$ 6.6
Debt Principal & Interest	\$ 36.8
Administrative Charges	\$ 20.1
General SFC	\$ 17.9
Capital Improvement Projects	\$ 120.0