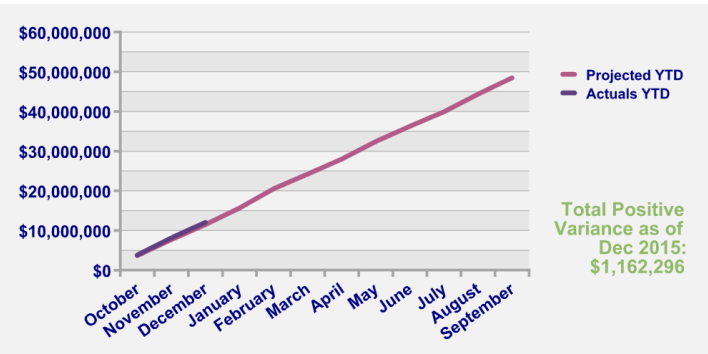




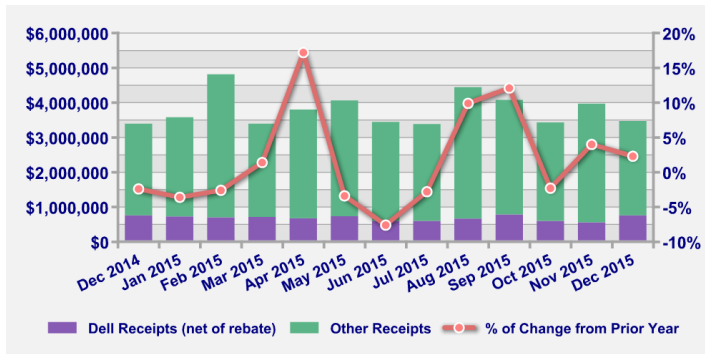
# Round Rock by the Numbers

## FY 2015/16 – First Quarter – 12/31/15


### Sales Tax Actuals vs. Projections – Gen Fund Only



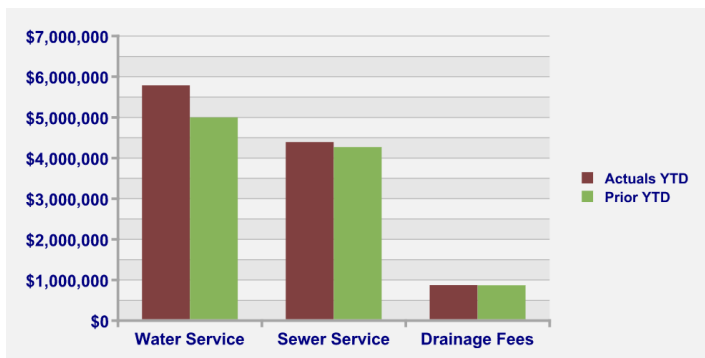
### Rolling 12 Month – General Fund Sales Tax



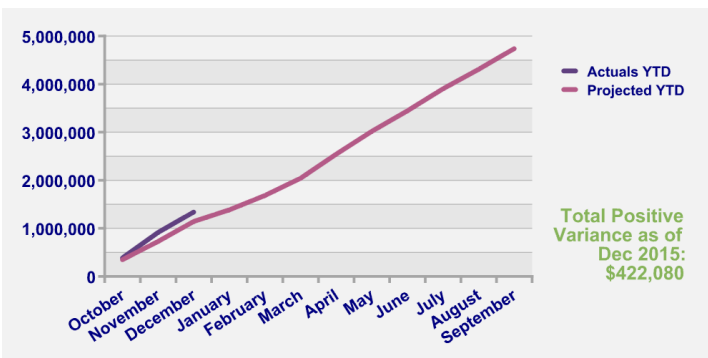
### General Fund Revenues



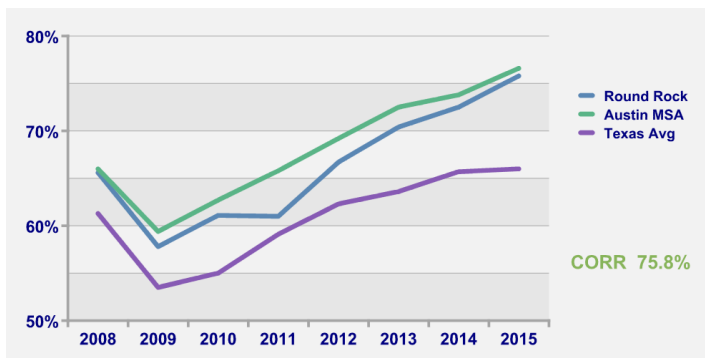
### Utility Revenues



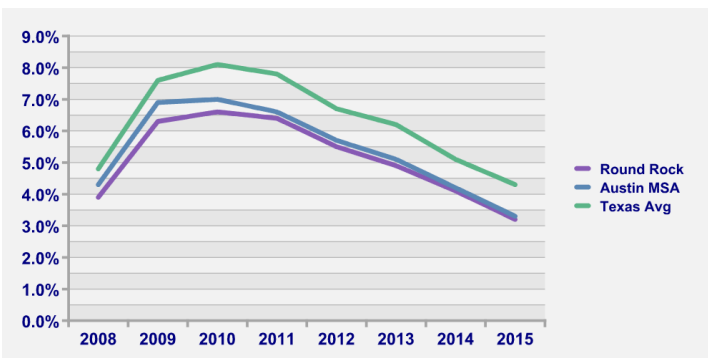
### HOT Revenues



### Hotel Occupancy Rates



### Unemployment Data



### Notes & Comments

\* Local economy and retail sales remain strong in 1st fiscal quarter resulting in better than projected sales tax collections and HOT revenues.

\* Dell Sales Tax collections are still declining, but are within projections.

\* Water & Sewer revenues are higher than prior year due to customer growth and drier conditions in 2015.



# Round Rock by the Numbers

## FY 2015/16 – Annual Facts

### Tax Information

	2015/16	2014/15
Population	113,968	110,800
Property Tax Rate	\$ 0.41465	0.41465
M&O .25426	Debt .16039	
Average Home Value	\$ 216,594	198,578
Taxable Property Value (billions)	\$ 10.2	9.6
Property Tax per Capita	\$ 377.84	336

### Taxing Entities

CORR tax	\$	0.41
Williamson County tax	\$	0.44
RRISD tax	\$	1.34
ACC tax	\$	0.09
Upper Brushy Creek tax	\$	0.02
<b>Total Tax Rate (includes CORR)</b>	<b>\$</b>	<b>2.31</b>

### Debt Information

GO Bond Rating:	S & P	AA+
	Moody's	Aa1

### Outstanding as of 9/30/2015 (millions)

GO & CO Bonds	\$	187.6
Utility / Drainage	\$	78.1 / 8
HOT	\$	5.7
Sports center	\$	7.5
Type B	\$	11.9 + 13 (SIB)

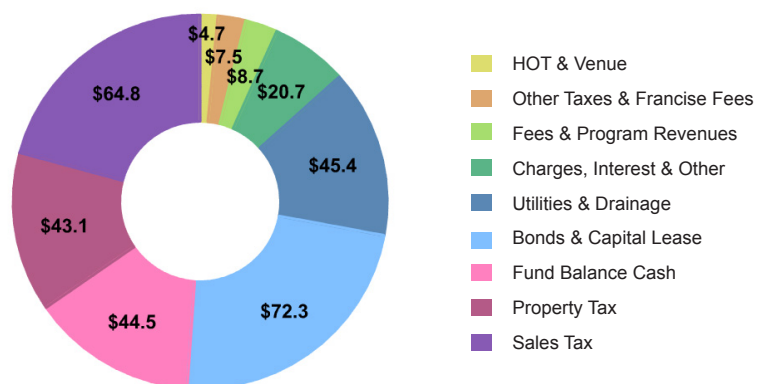
### City Employees

FTEs	891.25	<b>Dept Total</b>
Sworn Police	163	236.5
Firefighters	136	140

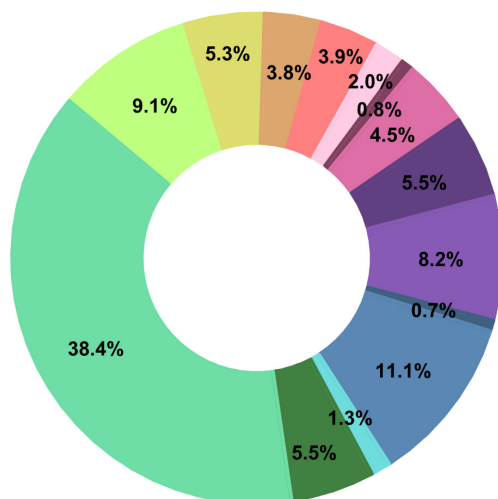
### Top 10 Property Taxpayers (sorted by rank as of Dec 2015)

Dell Computer Holdings, LP  
 CPG Round Rock, LP (Premium Outlets)  
 Seton Healthcare  
 Dell Computer Corp.  
 Baltgem Development Group (La Frontera Village)  
 Columbia / St. Davids Healthcare  
 CMF 15 Portfolio, LLC (Colonial Grand Apt)  
 Oncor Electric Delivery Co.  
 Las Brisas Luxury Apartment Homes, LLP  
 FST La Frontera LLC (La Frontera @ Hesters Xing)

### Total City Revenues 2015/16 (millions)



### Adopted Budget 2015/16 (millions)



Police	\$	28.3
Fire	\$	16.4
Fiscal Support Services	\$	11.7
Transportation	\$	11.9
General Services	\$	6.1
Library	\$	2.6
PARD/Sports Center/CVB	\$	13.8
Support Services	\$	16.9
Water/Wastewater	\$	25.5
Drainage	\$	2.2
Debt Principal & Interest	\$	34.3
Administrative Charges	\$	4.0
General SFC	\$	17.1
Capital Improvement Projects	\$	119.3