QUARTERLY INVESTMENT REPORT

For the Quarter Ended

March 31, 2021

Prepared by
Valley View Consulting, L.L.C.

The investment portfolio of the City of Round Rock, Texas is in compliance with the Public Funds Investment Act and the Investment Policy and Strategies.

signature withheld for security purposes	*signature withheld for security purposes*
Chief Financial Officer	Deputy Chief Financial Officer
signature withheld for security purposes	*signature withheld for security purposes*
Accounting Manager	Treasury Accountant
Valley View Consulting, LLC	Dated

Disclaimer: These reports were compiled using information provided by the City. No procedures were performed to test the accuracy or completeness of this information. The market values included in these reports were obtained by Valley View Consulting, L.L.C. from sources believed to be accurate and represent proprietary valuation. Due to market fluctuations these levels are not necessarily reflective of current liquidation values. Yield calculations are not determined using standard performance formulas, are not representative of total return yields and do not account for investment advisor fees.

Summary Holdings by Investment Category (Security Sector)

March 31, 2021

Description	YTM @ Cost	Book Value	Market Value
Cash	0.15%	$ 19,839,745	$ 19,839,745
Certificates of Deposit	0.89%	305,751,947	305,751,947
Local Government Investment Pool	0.04%	13,621,334	13,621,334
Money Market Accounts	0.45%	40,157,116	40,157,116
Municipal	0.35%	21,488,713	21,502,579
US Agency	0.15%	8,995,531	8,984,873
Total / Average	**0.74%**	**$ 409,854,387**	**$ 409,857,594**

December 31, 2020

Description	YTM @ Cost	Book Value	Market Value
Cash	0.19%	$ 5,294,914	$ 5,294,914
Certificates of Deposit	1.42%	248,009,389	248,009,389
Local Government Investment Pool	0.09%	35,754,834	35,754,834
Money Market Accounts	0.37%	54,110,848	54,110,848
Municipal	0.50%	21,480,906	21,501,142
Total / Average	**1.06%**	**$ 364,650,890**	**$ 364,671,127**

	Average Yield	
	Current Quarter (1)	Fiscal Year-to-Date (2)
Total Portfolio	**0.74%**	**0.90%**
TexPool Yield	0.02%	0.05%
Rolling Three Mo. Treas. Yield	0.05%	0.07%
Rolling Six Mo. Treas. Yield	0.09%	0.10%
Rolling 1 Yr. Treas. Yield	0.13%	0.24%
Rolling 2 Yr. Treas. Yield	0.88%	1.02%

	Investment Income (3)	
Interest Income (Approximate)	$ 853,861	$ 1,956,391

	WAM at 3/31/2021	**Policy WAM Max**
Total Portfolio	249 days	540 days
Pooled Funds	265 days	540 days

(1) Average Yield calculated using quarter end report yields and adjusted book values and does not reflect a total return analysis or account for advisory fees.

(2) Fiscal Year-to-Date Average Yields calculated using quarter end report yields and adjusted book values and does not reflect a total return analysis or account for advisory fees.

(3) Investment Income includes coupon interest, accrued interest, and discount and premium amortization.

Economic Overview

3/31/2021

The Federal Open Market Committee (FOMC) maintained the Fed Funds target range at 0.00% to 0.25% (Effective Fed Funds are trading <0.10%), and projected that reduced rates could remain into 2023 or longer. Fourth Quarter GDP finalized at +4.3%. March Non Farm Payroll added 916k and Unemployment declined to 6.0%. Crude oil traded above $60 per barrel. The Stock Markets reached new highs. Housing, Industrial Production, Durable Goods, Consumer Spending, and other indicators showed solid gains. An additional $1.9 trillion stimulus package passed Congress and was signed by the President. The Yield Curve continued steepening on longer maturities.

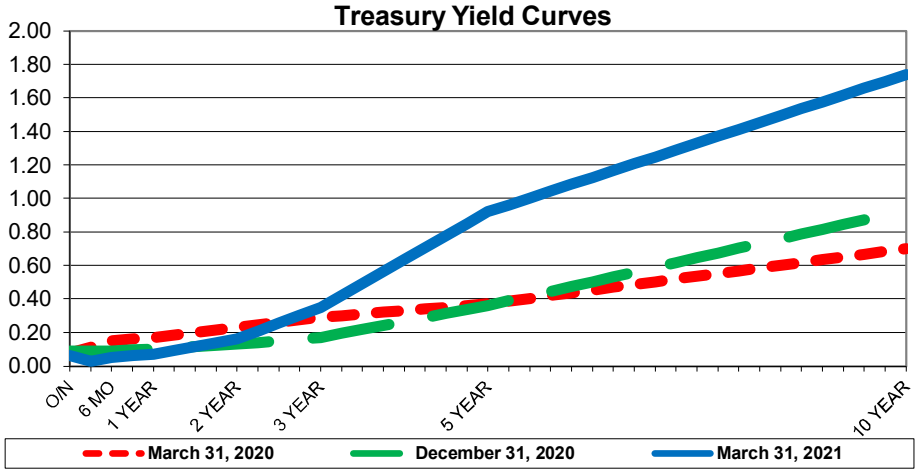

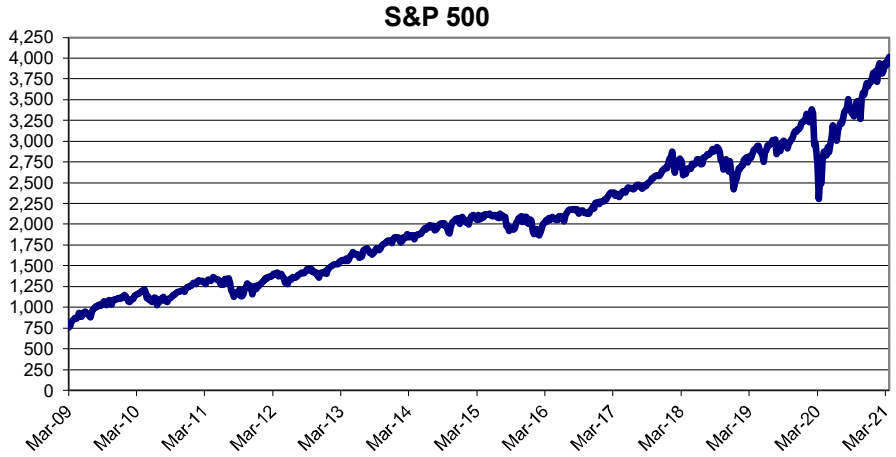

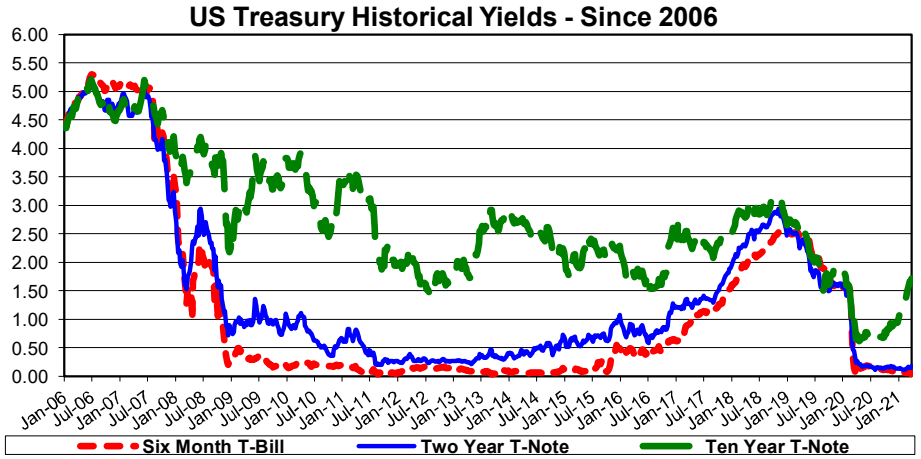

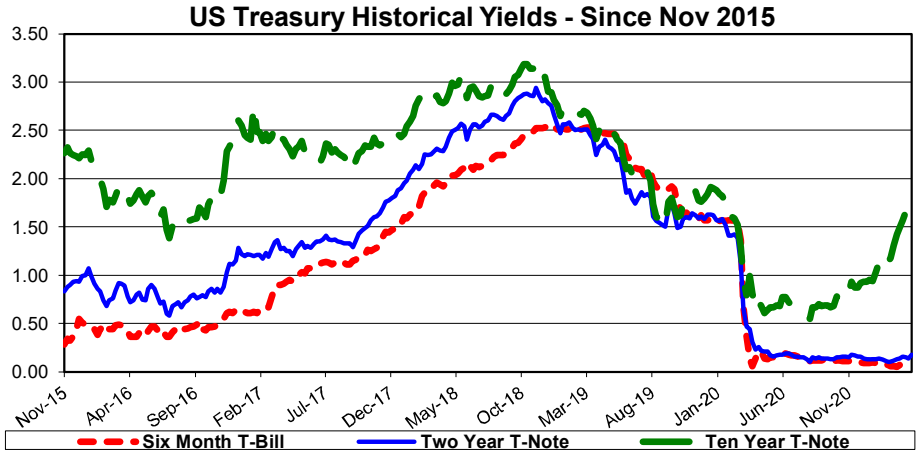

Holdings by Investment Category

March 31, 2021

	Pooled Funds		Debt Service Funds		Debt Service Reserve Funds		Capital Project & Special Purpose Funds		Total Portfolio	
Description	**Book Value**	**% of Portfolio**	**Book Value**	**% of Portfolio**	**Book Value**	**% of Portfolio**	**Book Value**	**% of Portfolio**	**Book Value**	**% of Portfolio**
Cash	$ 19,797,400	5%	$ 42,345	0%	$ –	0%	$ –	0%	$ 19,839,745	5%
Certificates of Deposit	252,983,504	62%	22,009,237	5%	–	0%	30,759,206	8%	305,751,947	75%
Investment Pools	7,915,047	2%	4,847,898	1%	20,132	0%	838,257	0%	13,621,334	3%
Money Market Accounts	35,943,301	9%	1,288,661	0%	855,628	0%	2,069,526	1%	40,157,116	10%
Municipal	19,288,713	5%	–	0%	–	0%	2,200,000	1%	21,488,713	5%
US Agency	8,995,531	2%	–	0%	–	0%	–	0%	8,995,531	2%
Total / Average	**$ 344,923,496**	**84%**	**$ 28,188,141**	**7%**	**$ 875,760**	**0%**	**$ 35,866,989**	**9%**	**$ 409,854,387**	**100%**

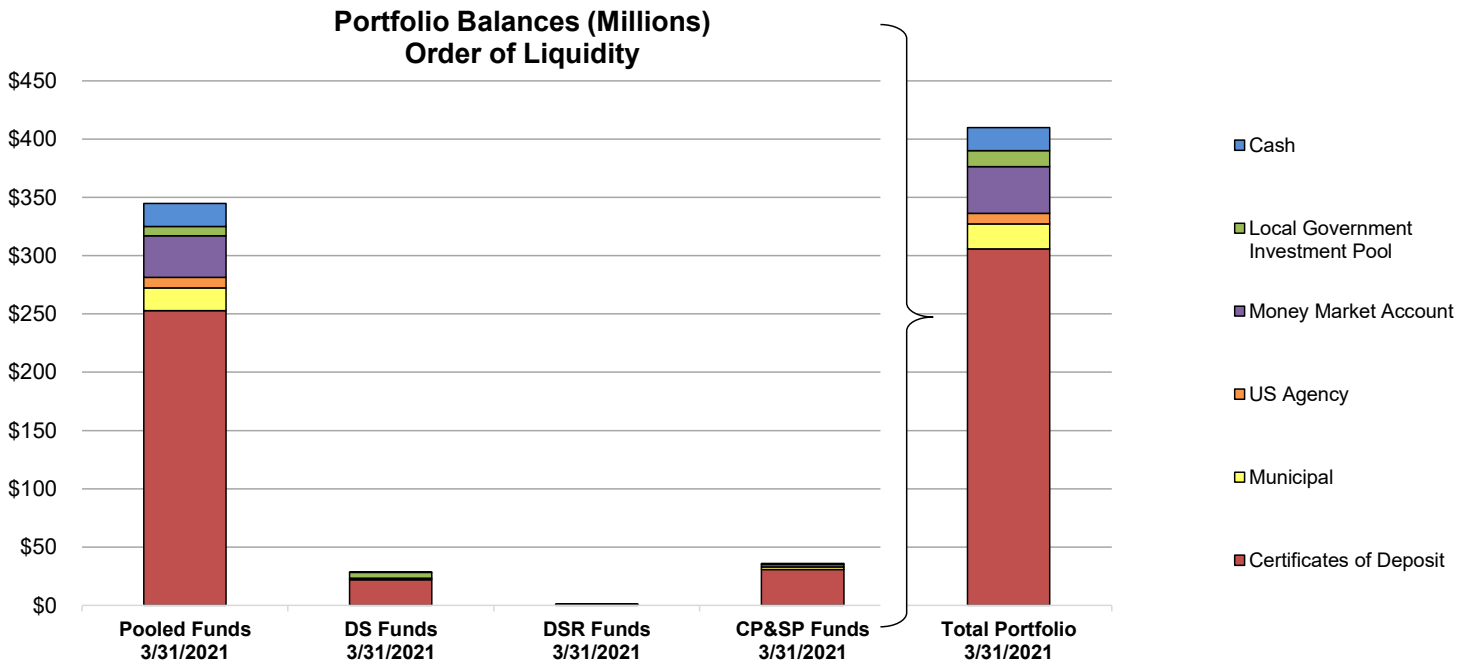

Investment Holdings by Investment Category

March 31, 2021

Description	Book Value	% of Portfolio	Portfolio Limitation
Cash	$ 19,839,745	4.9%	100%
Investment Pools	13,621,334	3.3%	100%
Money Market Accounts	40,157,116	9.8%	75%
Certificates of Deposit	305,751,947	74.6%	85%
Commercial Paper	–	0.0%	10% / 5%
Municipal	21,488,713	5.2%	35% / 5%
US Agency	8,995,531	2.2%	Combined
US Treasury	–	0.0%	75%
Total / Average	**$ 409,854,387**	**100%**	**PASSED**

Quarterly Transactions By Investment Category

March 31, 2021

Description	Buys	Sells	Maturities	Calls	Interest	Net Cash Equivalent Deposit/(Withdrawal)
Cash	$ –	$ –	$ –	$ –	$ –	$ 14,381,386
Investment Pools	–	–	–	–	4,025	(22,133,500)
Money Markets Accounts	–	–	–	–	46,269	(13,953,731)
Certificates of Deposit	101,261,956	–	43,519,398	–	782,201	–
Commercial Paper	–	–	–	–	–	–
Municipal	4,336,959	–	4,180,000	–	99,006	–
US Agency	8,995,594	–	–	–	–	–
US Treasury	–	–	–	–	–	–
Totals	**$ 114,594,509**	**$ –**	**$ 47,699,398**	**$ –**	**$ 931,501**	**$ (21,705,845)**

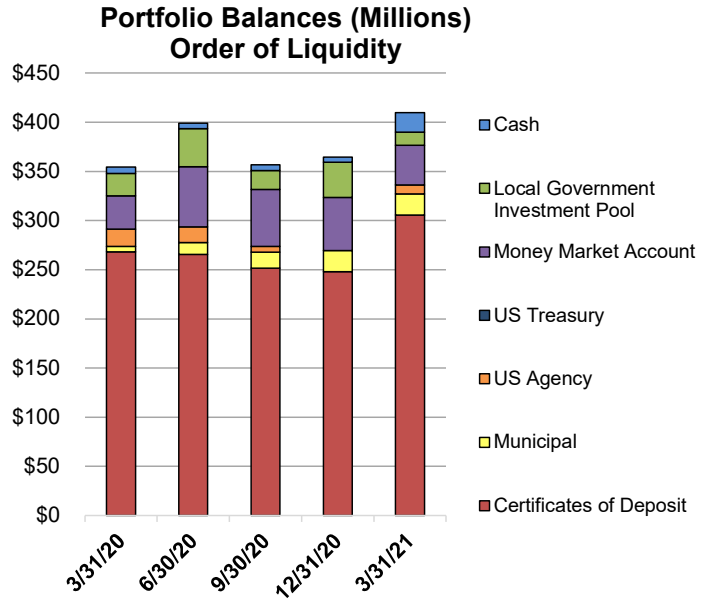

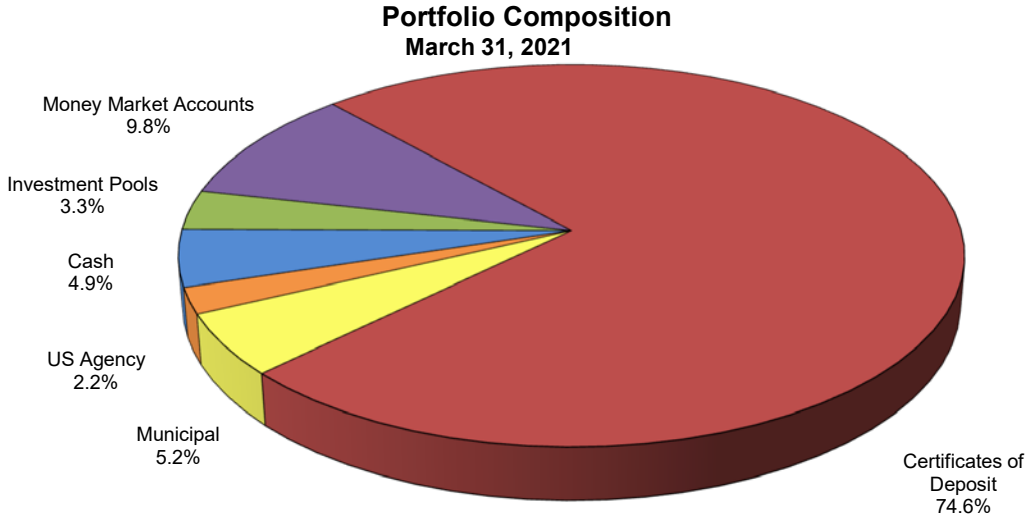

Portfolio Balances By Fund (Millions)

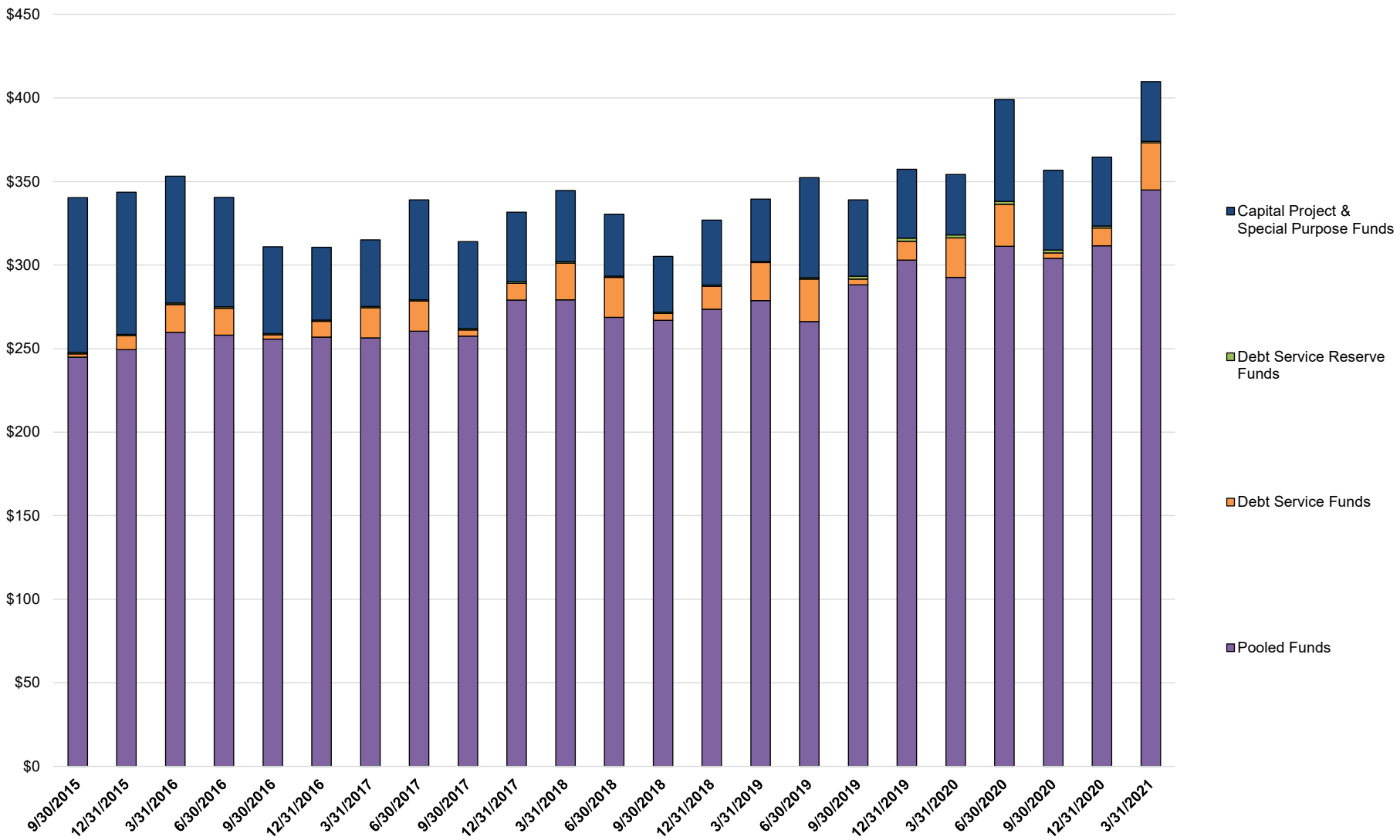

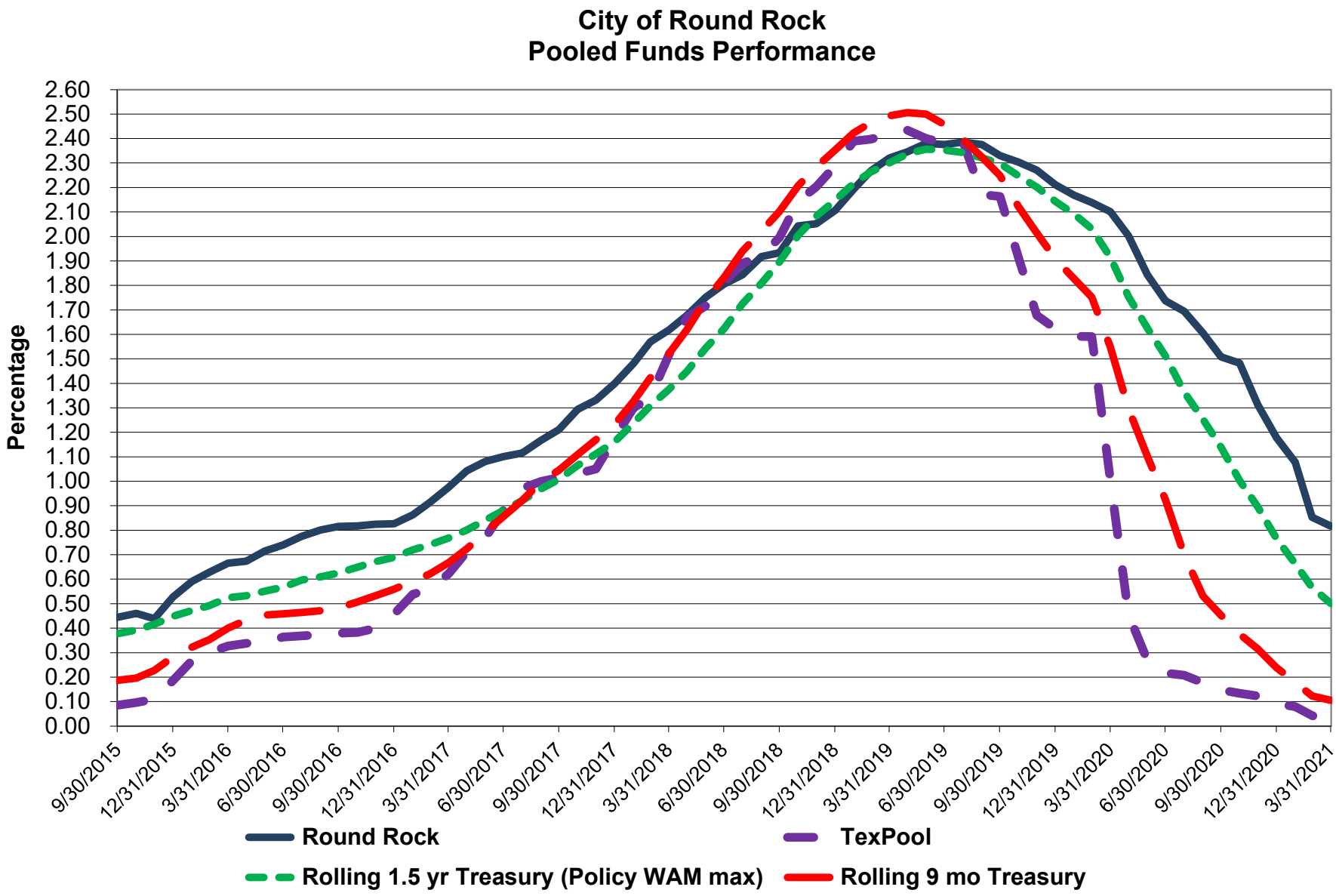
City of Round Rock
Pooled Funds Performance
Percentage
2.60
2.50
2.40
2.30
2.20
2.10
2.00
1.90
1.80
1.70
1.60
1.50
1.40
1.30
1.20
1.10
1.00
0.90
0.80
0.70
0.60
0.50
0.40
0.30
0.20
0.10
0.00
9/30/2015
12/31/2015
3/31/2016
6/30/2016
9/30/2016
12/31/2016
3/31/2017
6/30/2017
9/30/2017
12/31/2017
3/31/2018
6/30/2018
9/30/2018
12/31/2018
3/31/2019
6/30/2019
9/30/2019
12/31/2019
3/31/2020
6/30/2020
9/30/2020
12/31/2020
3/31/2021
Round Rock
TexPool
Rolling 1.5 yr Treasury (Policy WAM max)
Rolling 9 mo Treasury

Holdings by Allocation and Portfolio (Fund)

March 31, 2021

Issuer	Coupon Rate	Credit Rating	Settlement Date	Face Amount/ Shares	Book Value	Market Price	Market Value	Maturity Date	Days to Maturity	YTM @ Book
Fund 000 - Pooled Investments										
NexBank	0.45%		11/29/2016	$ 35,863,988	$ 35,863,988	100.00	$ 35,863,988	N/A	1	0.45%
Veritex Community Bank	0.10%		9/1/2020	79,313	79,313	100.00	79,313	N/A	1	0.10%
JPMorgan Chase	0.15%		9/30/2015	19,797,400	19,797,400	100.00	19,797,400	N/A	1	0.15%
TexSTAR	0.02%	AAAm	9/30/2015	200,517	200,517	100.00	200,517	N/A	1	0.02%
TexPool	0.02%	AAAm	9/30/2015	1,120,605	1,120,605	100.00	1,120,605	N/A	1	0.02%
TexasDAILY	0.05%	AAAm	9/30/2015	6,593,924	6,593,924	100.00	6,593,924	N/A	1	0.05%
Independent Bank	1.80%		10/11/2019	9,204,670	9,204,670	100.00	9,204,670	4/12/2021	12	1.80%
Independent Bank	2.15%		7/22/2019	5,163,886	5,163,886	100.00	5,163,886	4/22/2021	22	2.15%
Allegiance Bank	1.70%		2/10/2020	5,085,569	5,085,569	100.00	5,085,569	5/10/2021	40	1.70%
Houston Utl Sys	2.92%	Aa2/AA/AA	3/18/2021	1,000,000	1,003,212	100.29	1,002,870	5/15/2021	45	0.30%
Independent Bank	0.65%		5/16/2020	5,225,414	5,225,414	100.00	5,225,414	5/17/2021	47	0.65%
BBVA	1.94%		8/27/2019	5,155,710	5,155,710	100.00	5,155,710	5/27/2021	57	1.94%
Bexar County Flood GO Ref	5.00%	Aaa/AAA/AAA	4/7/2020	2,930,000	2,953,561	100.95	2,957,835	6/15/2021	76	1.10%
Veritex Community Bank	1.67%		12/20/2019	5,105,192	5,105,192	100.00	5,105,192	6/21/2021	82	1.67%
BOKF, NA	2.00%		6/27/2019	2,000,000	2,000,000	100.00	2,000,000	6/24/2021	85	2.00%
Veritex Community Bank	1.74%		9/30/2019	5,131,806	5,131,806	100.00	5,131,806	6/30/2021	91	1.74%
BBVA	1.77%		10/3/2019	5,126,324	5,126,324	100.00	5,126,324	7/5/2021	96	1.77%
Independent Bank	2.15%		7/22/2019	5,163,886	5,163,886	100.00	5,163,886	7/22/2021	113	2.15%
R Bank	1.80%		1/27/2020	2,036,425	2,036,425	100.00	2,036,425	7/27/2021	118	1.80%
Denton ISD	0.00%	-/AAA/AAA	12/17/2020	500,000	499,414	99.95	499,740	8/15/2021	137	0.31%
East West Bank	1.64%		11/22/2019	5,112,679	5,112,679	100.00	5,112,679	8/23/2021	145	1.64%
State of TX Transportation	4.00%	MIG1/SP1+/F1+	9/2/2020	9,000,000	9,138,930	101.57	9,141,660	8/26/2021	148	0.20%
BBVA	1.87%		8/27/2019	3,090,005	3,090,005	100.00	3,090,005	8/27/2021	149	1.87%
Security State Bank & Trust	2.09%		9/5/2019	7,221,571	7,221,571	100.00	7,221,571	9/13/2021	166	2.09%
Veritex Community Bank	1.71%		10/3/2019	10,216,419	10,216,419	100.00	10,216,419	10/4/2021	187	1.71%
East West Bank	1.65%		1/27/2020	6,117,768	6,117,768	100.00	6,117,768	10/27/2021	210	1.65%
East West Bank	1.54%		2/18/2020	6,104,177	6,104,177	100.00	6,104,177	11/19/2021	233	1.54%
East West Bank	1.64%		11/22/2019	5,112,679	5,112,679	100.00	5,112,679	11/22/2021	236	1.64%
Independent Bank	0.40%		12/7/2020	8,007,890	8,007,890	100.00	8,007,890	12/7/2021	251	0.40%
Veritex Community Bank	1.67%		12/20/2019	5,105,192	5,105,192	100.00	5,105,192	12/20/2021	264	1.67%
Bank OZK	1.70%		1/28/2020	8,159,915	8,159,915	100.00	8,159,915	1/24/2022	299	1.70%
R Bank	1.75%		1/27/2020	2,035,405	2,035,405	100.00	2,035,405	1/27/2022	302	1.75%
Allegiance Bank	1.59%		2/10/2020	5,079,999	5,079,999	100.00	5,079,999	2/10/2022	316	1.59%
Goose Creek ISD	5.00%	Aaa/-/AAA	11/17/2020	400,000	416,339	104.19	416,756	2/15/2022	321	0.33%
East West Bank	1.54%		2/18/2020	5,086,815	5,086,815	100.00	5,086,815	2/18/2022	324	1.54%
East West Bank	0.17%		2/19/2021	11,086,900	11,086,900	100.00	11,086,900	2/21/2022	327	0.17%
FORT BEND COUNTY-REF	5.00%	Aa1/-/AA+	6/17/2020	250,000	259,147	104.37	260,915	3/1/2022	335	0.98%
Allegiance Bank	0.40%		6/17/2020	10,029,728	10,029,728	100.00	10,029,728	3/18/2022	352	0.40%
Independent Bank	0.40%		1/11/2021	20,000,000	20,000,000	100.00	20,000,000	4/11/2022	376	0.40%
Veritex Community Bank	0.20%		2/5/2021	3,000,000	3,000,000	100.00	3,000,000	5/5/2022	400	0.20%
Prosperity Bank	0.20%		2/12/2021	4,000,614	4,000,614	100.00	4,000,614	5/12/2022	407	0.20%
Allegiance Bank	0.45%		6/17/2020	12,040,138	12,040,138	100.00	12,040,138	6/17/2022	443	0.45%
Bank OZK	0.50%		7/9/2020	10,033,336	10,033,336	100.00	10,033,336	7/11/2022	467	0.50%
Veritex Community Bank	0.24%		2/5/2021	3,000,000	3,000,000	100.00	3,000,000	8/5/2022	492	0.24%
Prosperity Bank	0.20%		2/12/2021	3,000,460	3,000,460	100.00	3,000,460	8/12/2022	499	0.20%
Denton ISD	0.00%	-/AAA/AAA	12/17/2020	500,000	496,836	99.70	498,500	8/15/2022	502	0.46%
City of Bryan TX	0.45%	-/AA/-	11/19/2020	500,000	500,000	100.19	500,935	8/15/2022	502	0.45%
City of Austin GO	0.27%	Aa1/AAA/AAA	10/6/2020	700,000	700,000	100.19	701,323	9/1/2022	519	0.27%

Holdings by Allocation and Portfolio (Fund)

March 31, 2021

Issuer	Coupon Rate	Credit Rating	Settlement Date	Face Amount/ Shares	Book Value	Market Price	Market Value	Maturity Date	Days to Maturity	YTM @ Book
Veritex Community Bank	0.18%		3/5/2021	8,000,000	8,000,000	100.00	8,000,000	9/5/2022	523	0.18%
State of Texas	1.61%	Aaa/AAA/-	3/19/2021	3,250,000	3,321,275	102.19	3,321,143	10/1/2022	549	0.15%
Prosperity Bank	0.40%		10/15/2020	6,009,921	6,009,921	100.00	6,009,921	10/17/2022	565	0.40%
Veritex Community Bank	0.26%		2/5/2021	3,000,000	3,000,000	100.00	3,000,000	11/4/2022	583	0.26%
Prosperity Bank	0.20%		2/12/2021	3,000,460	3,000,460	100.00	3,000,460	11/14/2022	593	0.20%
Bank OZK	0.28%		12/7/2020	5,003,465	5,003,465	100.00	5,003,465	12/7/2022	616	0.28%
Veritex Community Bank	0.28%		1/6/2021	4,000,000	4,000,000	100.00	4,000,000	1/6/2023	646	0.28%
Veritex Community Bank	0.30%		2/5/2021	4,400,000	4,400,000	100.00	4,400,000	2/6/2023	677	0.30%
Prosperity Bank	0.25%		3/5/2021	10,000,000	10,000,000	100.00	10,000,000	3/6/2023	705	0.25%
Bank OZK	0.26%		3/8/2021	2,529,087	2,529,087	100.00	2,529,087	3/8/2023	707	0.26%
Federal Farm Credit Bank	0.13%	Aaa/AA+/AAA	3/26/2021	9,000,000	8,995,531	99.83	8,984,873	3/23/2023	722	0.15%
Sub Total / Average	**0.98%**			**344,669,252**	**344,923,496**	**100.07**	**344,925,801**		**265**	**0.82%**
Fund 170 - Interest & Sinking GO Bonds										
TexasDAILY	0.05%	AAAm	4/30/2016	1,254,801	1,254,801	100.00	1,254,801	N/A	1	0.05%
NexBank	0.45%		2/27/2017	1,288,661	1,288,661	100.00	1,288,661	N/A	1	0.45%
TexPool	0.02%	AAAm	9/30/2015	848,925	848,925	100.00	848,925	N/A	1	0.02%
Southside Bank	0.14%		3/4/2021	2,500,000	2,500,000	100.00	2,500,000	6/4/2021	65	0.14%
East West Bank	0.19%		1/7/2021	7,003,062	7,003,062	100.00	7,003,062	7/7/2021	98	0.19%
Prosperity Bank	0.15%		2/5/2021	2,500,288	2,500,288	100.00	2,500,288	8/5/2021	127	0.15%
Prosperity Bank	0.15%		2/12/2021	4,000,460	4,000,460	100.00	4,000,460	8/12/2021	134	0.15%
Sub Total / Average	**0.17%**			**19,396,197**	**19,396,197**	**100.00**	**19,396,197**		**88**	**0.17%**
Fund 210 - Interest & Sinking Debt Service										
JPMorgan Chase	0.15%		9/30/2015	42,345	42,345	100.00	42,345	N/A	1	0.15%
Sub Total / Average	**0.15%**			**42,345**	**42,345**	**100.00**	**42,345**		**1**	**0.15%**
Fund 462 - 2017 Bond Fund										
TexPool	0.02%	AAAm	5/30/2017	10,558	10,558	100.00	10,558	N/A	1	0.02%
NexBank	0.45%		3/30/2020	1,606,252	1,606,252	100.00	1,606,252	N/A	1	0.45%
East West Bank	0.33%		10/13/2020	1,101,692	1,101,692	100.00	1,101,692	7/13/2021	104	0.33%
City of Austin GO	0.17%		10/6/2020	2,200,000	2,200,000	100.04	2,200,902	9/1/2021	154	0.17%
East West Bank	0.26%		12/21/2020	6,004,318	6,004,318	100.00	6,004,318	12/21/2021	265	0.26%
Sub Total / Average	**0.28%**			**10,922,820**	**10,922,820**	**100.01**	**10,923,722**		**187**	**0.28%**
Fund 465 - 2019 CO Bond Fund										
NexBank	0.45%		6/28/2019	99,436	99,436	100.00	99,436	N/A	1	0.45%
TexPool	0.02%	AAAm	9/1/2020	250,649	250,649	100.00	250,649	N/A	1	0.02%
Veritex Community Bank	0.10%		6/19/2020	96,517	96,517	100.00	96,517	N/A	1	0.10%
Independent Bank	0.60%		6/19/2020	10,045,274	10,045,274	100.00	10,045,274	6/21/2021	82	0.60%
Independent Bank	0.40%		12/7/2020	8,007,922	8,007,922	100.00	8,007,922	12/7/2021	251	0.40%
Veritex Community Bank	0.30%		2/5/2021	5,600,000	5,600,000	100.00	5,600,000	2/6/2023	677	0.30%
Sub Total / Average	**0.46%**			**24,099,797**	**24,099,797**	**100.00**	**24,099,797**		**275**	**0.46%**
Fund 591 - Reserves Fund										
TexPool	0.02%	AAAm	9/30/2015	8,722	8,722	100.00	8,722	N/A	1	0.02%
NexBank	0.45%		4/29/2019	855,628	855,628	100.00	855,628	N/A	1	0.45%
Sub Total / Average	**0.45%**			**864,350**	**864,350**	**100.00**	**864,350**		**1**	**0.45%**
Fund 592 - Convention Center Debt Service										
East West Bank	0.25%		11/20/2020	1,000,905	1,000,905	100.00	1,000,905	5/20/2021	50	0.25%

Holdings by Allocation and Portfolio (Fund)

March 31, 2021

Issuer	Coupon Rate	Credit Rating	Settlement Date	Face Amount/ Shares	Book Value	Market Price	Market Value	Maturity Date	Days to Maturity	YTM @ Book
Sub Total / Average	**0.25%**			**1,000,905**	**1,000,905**	**100.00**	**1,000,905**		**50**	**0.25%**
Fund 602 - Interest & Sinking Revenue Bonds										
TexPool	0.02%	AAAm	9/30/2015	2,744,172	2,744,172	100.00	2,744,172	N/A	1	0.02%
East West Bank	0.25%		11/20/2020	5,004,523	5,004,523	100.00	5,004,523	5/20/2021	50	0.25%
Sub Total / Average	**0.17%**			**7,748,695**	**7,748,695**	**100.00**	**7,748,695**		**33**	**0.17%**
Fund 605 - Kalahari Debt Service Reserve										
TexPool	0.02%	AAAm	8/30/2019	11,410	11,410	100.00	11,410	N/A	1	0.02%
Sub Total / Average	**0.02%**			**11,410**	**11,410**	**100.00**	**11,410**		**1**	**0.02%**
Fund 863 - Drainage Utility Revenue Bond										
NexBank	0.45%		8/30/2020	267,322	267,322	100.00	267,322	N/A	1	0.45%
TexPool	0.02%	AAAm	10/31/2015	577,050	577,050	100.00	577,050	N/A	1	0.02%
Sub Total / Average	**0.16%**			**844,372**	**844,372**	**100.00**	**844,372**		**1**	**0.16%**
Total / Average	**0.87%**			**$ 409,600,142**	**$ 409,854,387**	**100.06**	**$ 409,857,594**		**249**	**0.74%**

Book Value Comparison

March 31, 2021

Issuer	Coupon Rate	Settlement Date	Maturity Date	Beginning Book Value	Total Buys/ Increases	Total Sells/ Decreases	Ending Book Value	Change in Book Value
Fund 000 - Pooled Investments								
JPMorgan Chase	N/A	9/30/2015	N/A	$ 5,452,784	$ 14,344,616	$ –	$ 19,797,400	$ 14,344,616
TexPool	N/A	9/30/2015	N/A	29,579,495	10,779,078	39,237,969	1,120,605	(28,458,890)
TexSTAR	N/A	9/30/2015	N/A	200,499	19	–	200,517	19
TexasDAILY	N/A	9/30/2015	N/A	1,002,696	12,000,488	6,409,259	6,593,924	5,591,228
NexBank	N/A	11/29/2016	N/A	35,824,219	39,769	–	35,863,988	39,769
Veritex Community Bank	N/A	9/1/2020	N/A	5,948,591	2,530,722	8,400,000	79,313	(5,869,278)
Independent Bank	1.85%	10/4/2019	1/4/2021	5,093,206	–	5,093,206	–	(5,093,206)
East West Bank	2.78%	1/11/2019	1/11/2021	10,564,481	–	10,564,481	–	(10,564,481)
Origin Bank	2.82%	2/12/2019	2/12/2021	6,512,643	–	6,512,643	–	(6,512,643)
Carrollton Farmers Branch GO	5.00%	4/9/2020	2/15/2021	2,944,770	–	2,930,000	–	(2,944,770)
Cedar Hill ISD Ref-Txbl	0.00%	11/14/2019	2/15/2021	498,806	–	500,000	–	(498,806)
Goose Creek ISD	5.00%	11/17/2020	2/15/2021	502,941	–	500,000	–	(502,941)
East West Bank	2.71%	2/20/2019	2/19/2021	11,044,530	25,449	11,069,979	–	(11,044,530)
FORT BEND COUNTY-REF	5.00%	6/17/2020	3/1/2021	251,690	–	250,000	–	(251,690)
Prosperity Bank	2.74%	3/1/2019	3/1/2021	2,622,914	12,205	2,635,119	–	(2,622,914)
Independent Bank	1.86%	9/30/2019	3/30/2021	5,117,273	–	5,117,273	–	(5,117,273)
Independent Bank	1.80%	10/11/2019	4/12/2021	9,163,198	41,472	–	9,204,670	41,472
Independent Bank	2.15%	7/22/2019	4/22/2021	5,136,111	27,775	–	5,163,886	27,775
Allegiance Bank	1.70%	2/10/2020	5/10/2021	5,063,904	21,665	–	5,085,569	21,665
Houston Utl Sys	2.92%	3/18/2021	5/15/2021	–	1,014,127	–	1,003,212	1,003,212
Independent Bank	0.65%	5/16/2020	5/17/2021	5,216,867	8,547	–	5,225,414	8,547
BBVA	1.94%	8/27/2019	5/27/2021	5,131,113	24,596	–	5,155,710	24,596
Bexar County Flood GO Ref	5.00%	4/7/2020	6/15/2021	2,981,462	–	–	2,953,561	(27,901)
Veritex Community Bank	1.67%	12/20/2019	6/21/2021	5,084,256	20,936	–	5,105,192	20,936
BOKF, NA	2.00%	6/27/2019	6/24/2021	2,000,000	–	–	2,000,000	–
Veritex Community Bank	1.74%	9/30/2019	6/30/2021	5,109,882	21,924	–	5,131,806	21,924
BBVA	1.77%	10/3/2019	7/5/2021	5,104,085	22,239	–	5,126,324	22,239
Independent Bank	2.15%	7/22/2019	7/22/2021	5,136,111	27,775	–	5,163,886	27,775
R Bank	1.80%	1/27/2020	7/27/2021	2,027,207	9,218	–	2,036,425	9,218
Denton ISD	0.00%	12/17/2020	8/15/2021	499,030	–	–	499,414	385
East West Bank	1.64%	11/22/2019	8/23/2021	5,092,046	20,633	–	5,112,679	20,633
State of TX Transportation	4.00%	9/2/2020	8/26/2021	9,223,414	–	–	9,138,930	(84,484)
BBVA	1.87%	8/27/2019	8/27/2021	3,075,794	14,211	–	3,090,005	14,211
Security State Bank & Trust	2.09%	9/5/2019	9/13/2021	7,184,592	36,979	–	7,221,571	36,979
Veritex Community Bank	1.71%	10/3/2019	10/4/2021	10,172,574	43,845	–	10,216,419	43,845
East West Bank	1.65%	1/27/2020	10/27/2021	6,092,929	24,839	–	6,117,768	24,839
East West Bank	1.54%	2/18/2020	11/19/2021	6,081,043	23,135	–	6,104,177	23,135
East West Bank	1.64%	11/22/2019	11/22/2021	5,092,046	20,633	–	5,112,679	20,633
Independent Bank	0.40%	12/7/2020	12/7/2021	8,000,000	7,890	–	8,007,890	7,890
Veritex Community Bank	1.67%	12/20/2019	12/20/2021	5,084,256	20,936	–	5,105,192	20,936
Bank OZK	1.70%	1/28/2020	1/24/2022	8,125,785	34,129	–	8,159,915	34,129
R Bank	1.75%	1/27/2020	1/27/2022	2,026,447	8,958	–	2,035,405	8,958
Allegiance Bank	1.59%	2/10/2020	2/10/2022	5,059,753	20,247	–	5,079,999	20,247
Goose Creek ISD	5.00%	11/17/2020	2/15/2022	420,920	–	–	416,339	(4,581)
East West Bank	1.54%	2/18/2020	2/18/2022	5,067,536	19,279	–	5,086,815	19,279
East West Bank	0.17%	2/19/2021	2/21/2022	–	11,086,900	–	11,086,900	11,086,900
FORT BEND COUNTY-REF	5.00%	6/17/2020	3/1/2022	261,604	–	–	259,147	(2,457)
Allegiance Bank	0.40%	6/17/2020	3/18/2022	10,019,845	9,883	–	10,029,728	9,883
Independent Bank	0.40%	1/11/2021	4/11/2022	–	20,000,000	–	20,000,000	20,000,000
Veritex Community Bank	0.20%	2/5/2021	5/5/2022	–	3,000,000	–	3,000,000	3,000,000
Prosperity Bank	0.20%	2/12/2021	5/12/2022	–	4,000,614	–	4,000,614	4,000,614
Allegiance Bank	0.45%	6/17/2020	6/17/2022	12,026,793	13,345	–	12,040,138	13,345

Book Value Comparison

March 31, 2021

Issuer	Coupon Rate	Settlement Date	Maturity Date	Beginning Book Value	Total Buys/ Increases	Total Sells/ Decreases	Ending Book Value	Change in Book Value
Bank OZK	0.50%	7/9/2020	7/11/2022	10,020,976	12,360	–	10,033,336	12,360
Veritex Community Bank	0.24%	2/5/2021	8/5/2022	–	3,000,000	–	3,000,000	3,000,000
Prosperity Bank	0.20%	2/12/2021	8/12/2022	–	3,000,460	–	3,000,460	3,000,460
City of Bryan TX	0.45%	11/19/2020	8/15/2022	500,000	–	–	500,000	–
Denton ISD	0.00%	12/17/2020	8/15/2022	496,268	–	–	496,836	567
City of Austin GO	0.27%	10/6/2020	9/1/2022	700,000	–	–	700,000	–
Veritex Community Bank	0.18%	3/5/2021	9/5/2022	–	8,000,000	–	8,000,000	8,000,000
State of Texas	1.61%	3/19/2021	10/1/2022	–	3,322,833	–	3,321,275	3,321,275
Prosperity Bank	0.40%	10/15/2020	10/17/2022	6,004,001	5,921	–	6,009,921	5,921
Veritex Community Bank	0.26%	2/5/2021	11/4/2022	–	3,000,000	–	3,000,000	3,000,000
Prosperity Bank	0.20%	2/12/2021	11/14/2022	–	3,000,460	–	3,000,460	3,000,460
Bank OZK	0.28%	12/7/2020	12/7/2022	5,000,000	3,465	–	5,003,465	3,465
Veritex Community Bank	0.28%	1/6/2021	1/6/2023	–	4,000,000	–	4,000,000	4,000,000
Veritex Community Bank	0.30%	2/5/2021	2/6/2023	–	4,400,000	–	4,400,000	4,400,000
Prosperity Bank	0.25%	3/5/2021	3/6/2023	–	10,000,000	–	10,000,000	10,000,000
Bank OZK	0.26%	3/8/2021	3/8/2023	–	2,529,087	–	2,529,087	2,529,087
Federal Farm Credit Bank	0.13%	3/26/2021	3/23/2023	–	8,995,594	–	8,995,531	8,995,531
Sub Total/Average Fund 000 - Pooled Investments				**311,643,387**	**132,649,253**	**99,219,929**	**344,923,496**	**33,280,109**
Fund 170 - Interest & Sinking GO Bonds								
TexPool	N/A	9/30/2015	N/A	2,306,468	2,887,961	4,345,504	848,925	(1,457,543)
TexasDAILY	N/A	4/30/2016	N/A	4,761	1,250,040	–	1,254,801	1,250,040
NexBank	N/A	2/27/2017	N/A	1,287,232	1,429	–	1,288,661	1,429
Southside Bank	0.14%	3/4/2021	6/4/2021	–	2,500,000	–	2,500,000	2,500,000
East West Bank	0.19%	1/7/2021	7/7/2021	–	7,003,062	–	7,003,062	7,003,062
Prosperity Bank	0.15%	2/5/2021	8/5/2021	–	2,500,288	–	2,500,288	2,500,288
Prosperity Bank	0.15%	2/12/2021	8/12/2021	–	4,000,460	–	4,000,460	4,000,460
Sub Total/Average Fund 170 - Interest & Sinking GO Bonds				**3,598,461**	**20,143,240**	**4,345,504**	**19,396,197**	**15,797,736**
Fund 210 - Interest & Sinking Debt Service								
JPMorgan Chase	N/A	9/30/2015	N/A	5,575	663,454	626,684	42,345	36,770
Sub Total/Average Fund 210 - Interest & Sinking Debt Service				**5,575**	**663,454**	**626,684**	**42,345**	**36,770**
Fund 459 - 2018 Bond Fund								
TexPool	N/A	12/15/2018	N/A	128,632	14	128,646	–	(128,632)
Sub Total/Average Fund 459 - 2018 Bond Fund				**128,632**	**14**	**128,646**	**–**	**(128,632)**
Fund 462 - 2017 Bond Fund								
TexPool	N/A	5/30/2017	N/A	103,509	1	92,953	10,558	(92,951)
NexBank	N/A	3/30/2020	N/A	1,604,471	1,781	–	1,606,252	1,781
Bank OZK	1.15%	3/6/2020	3/8/2021	2,521,764	4,933	2,526,696	–	(2,521,764)
East West Bank	0.33%	10/13/2020	7/13/2021	1,100,796	896	–	1,101,692	896
City of Austin GO	0.17%	10/6/2020	9/1/2021	2,200,000	–	–	2,200,000	–
East West Bank	0.26%	12/21/2020	12/21/2021	6,000,470	3,848	–	6,004,318	3,848
Sub Total/Average Fund 462 - 2017 Bond Fund				**13,531,009**	**11,459**	**2,619,649**	**10,922,820**	**(2,608,189)**
Fund 465 - 2019 CO Bond Fund								
TexPool	N/A	9/1/2020	N/A	250,620	29	–	250,649	29
NexBank	N/A	6/28/2019	N/A	99,326	110	–	99,436	110
Veritex Community Bank	N/A	6/19/2020	N/A	8,225,305	814	8,129,602	96,517	(8,128,788)
Independent Bank	0.60%	6/19/2020	6/21/2021	10,030,434	14,840	–	10,045,274	14,840
Independent Bank	0.40%	12/7/2020	12/7/2021	8,000,000	7,922	–	8,007,922	7,922
Veritex Community Bank	0.30%	2/5/2021	2/6/2023	–	5,600,000	–	5,600,000	5,600,000
Sub Total/Average Fund 465 - 2019 CO Bond Fund				**26,605,685**	**5,623,715**	**8,129,602**	**24,099,797**	**(2,505,887)**

Book Value Comparison

March 31, 2021

Issuer	Coupon Rate	Settlement Date	Maturity Date	Beginning Book Value	Total Buys/ Increases	Total Sells/ Decreases	Ending Book Value	Change in Book Value
Fund 591 - Reserves Fund								
TexPool	N/A	9/30/2015	N/A	8,721	1	–	8,722	1
NexBank	N/A	4/29/2019	N/A	854,679	949	–	855,628	949
Sub Total/Average Fund 591 - Reserves Fund				**863,400**	**950**	**–**	**864,350**	**950**
Fund 592 - Convention Center Debt Service								
East West Bank	0.25%	11/20/2020	5/20/2021	1,000,288	617	–	1,000,905	617
Sub Total/Average Fund 592 - Convention Center Debt Service				**1,000,288**	**617**	**–**	**1,000,905**	**617**
Fund 602 - Interest & Sinking Revenue Bonds								
TexPool	N/A	9/30/2015	N/A	1,135,561	1,992,799	384,188	2,744,172	1,608,611
East West Bank	0.25%	11/20/2020	5/20/2021	5,001,439	3,084	–	5,004,523	3,084
Sub Total/Average Fund 602 - Interest & Sinking Revenue Bonds				**6,137,000**	**1,995,883**	**384,188**	**7,748,695**	**1,611,695**
Fund 605 - Kalahari Debt Service Reserve								
TexPool	N/A	8/30/2019	N/A	340,011	39	328,640	11,410	(328,600)
Sub Total/Average Fund 605 - Kalahari Debt Service Reserve				**340,011**	**39**	**328,640**	**11,410**	**(328,600)**
Fund 863 - Drainage Utility Revenue Bond								
TexPool	N/A	10/31/2015	N/A	693,862	84	116,896	577,050	(116,812)
NexBank	N/A	8/30/2020	N/A	267,025	296	–	267,322	296
Sub Total/Average Fund 863 - Drainage Utility Revenue Bond				**960,887**	**381**	**116,896**	**844,372**	**(116,515)**
Total / Average				**$ 364,814,335**	**$ 161,089,004**	**$ 115,899,738**	**$ 409,854,387**	**$ 45,040,051**

Market Value Comparison

March 31, 2021

Issuer	Coupon Rate	Settlement Date	Maturity Date	Beginning Market Value	Total Buys/ Increases	Total Sells/ Decreases	Ending Market Value	Change in Market Value
Fund 000 - Pooled Investments								
JPMorgan Chase	N/A	9/30/2015	N/A	$ 5,452,784	$ 14,344,616	$ –	$ 19,797,400	$ –
TexPool	N/A	9/30/2015	N/A	29,579,495	10,779,078	39,237,969	1,120,605	–
TexSTAR	N/A	9/30/2015	N/A	200,499	19	–	200,517	–
TexasDAILY	N/A	9/30/2015	N/A	1,002,696	12,000,488	6,409,259	6,593,924	–
NexBank	N/A	11/29/2016	N/A	35,824,219	39,769	–	35,863,988	–
Veritex Community Bank	N/A	9/1/2020	N/A	5,948,591	2,530,722	8,400,000	79,313	–
Independent Bank	1.85%	10/4/2019	1/4/2021	5,093,206	–	5,093,206	–	–
East West Bank	2.78%	1/11/2019	1/11/2021	10,564,481	–	10,564,481	–	–
Origin Bank	2.82%	2/12/2019	2/12/2021	6,512,643	–	6,512,643	–	–
Carrollton Farmers Branch GO	5.00%	4/9/2020	2/15/2021	2,945,969	–	2,930,000	–	(15,969)
Cedar Hill ISD Ref-Txbl	0.00%	11/14/2019	2/15/2021	499,640	–	500,000	–	360
Goose Creek ISD	5.00%	11/17/2020	2/15/2021	502,655	–	500,000	–	(2,655)
East West Bank	2.71%	2/20/2019	2/19/2021	11,044,530	25,449	11,069,979	–	–
FORT BEND COUNTY-REF	5.00%	6/17/2020	3/1/2021	251,853	–	250,000	–	(1,853)
Prosperity Bank	2.74%	3/1/2019	3/1/2021	2,622,914	12,205	2,635,119	–	–
Independent Bank	1.86%	9/30/2019	3/30/2021	5,117,273	–	5,117,273	–	–
Independent Bank	1.80%	10/11/2019	4/12/2021	9,163,198	41,472	–	9,204,670	–
Independent Bank	2.15%	7/22/2019	4/22/2021	5,136,111	27,775	–	5,163,886	–
Allegiance Bank	1.70%	2/10/2020	5/10/2021	5,063,904	21,665	–	5,085,569	–
Houston Utl Sys	2.92%	3/18/2021	5/15/2021	–	1,014,127	–	1,002,870	(1,270)
Independent Bank	0.65%	5/16/2020	5/17/2021	5,216,867	8,547	–	5,225,414	–
BBVA	1.94%	8/27/2019	5/27/2021	5,131,113	24,596	–	5,155,710	–
Bexar County Flood GO Ref	5.00%	4/7/2020	6/15/2021	2,993,376	–	–	2,957,835	(35,541)
Veritex Community Bank	1.67%	12/20/2019	6/21/2021	5,084,256	20,936	–	5,105,192	–
BOKF, NA	2.00%	6/27/2019	6/24/2021	2,000,000	–	–	2,000,000	–
Veritex Community Bank	1.74%	9/30/2019	6/30/2021	5,109,882	21,924	–	5,131,806	–
BBVA	1.77%	10/3/2019	7/5/2021	5,104,085	22,239	–	5,126,324	–
Independent Bank	2.15%	7/22/2019	7/22/2021	5,136,111	27,775	–	5,163,886	–
R Bank	1.80%	1/27/2020	7/27/2021	2,027,207	9,218	–	2,036,425	–
Denton ISD	0.00%	12/17/2020	8/15/2021	499,070	–	–	499,740	670
East West Bank	1.64%	11/22/2019	8/23/2021	5,092,046	20,633	–	5,112,679	–
State of TX Transportation	4.00%	9/2/2020	8/26/2021	9,224,280	–	–	9,141,660	(82,620)
BBVA	1.87%	8/27/2019	8/27/2021	3,075,794	14,211	–	3,090,005	–
Security State Bank & Trust	2.09%	9/5/2019	9/13/2021	7,184,592	36,979	–	7,221,571	–
Veritex Community Bank	1.71%	10/3/2019	10/4/2021	10,172,574	43,845	–	10,216,419	–
East West Bank	1.65%	1/27/2020	10/27/2021	6,092,929	24,839	–	6,117,768	–
East West Bank	1.54%	2/18/2020	11/19/2021	6,081,043	23,135	–	6,104,177	–
East West Bank	1.64%	11/22/2019	11/22/2021	5,092,046	20,633	–	5,112,679	–
Independent Bank	0.40%	12/7/2020	12/7/2021	8,000,000	7,890	–	8,007,890	–
Veritex Community Bank	1.67%	12/20/2019	12/20/2021	5,084,256	20,936	–	5,105,192	–
Bank OZK	1.70%	1/28/2020	1/24/2022	8,125,785	34,129	–	8,159,915	–
R Bank	1.75%	1/27/2020	1/27/2022	2,026,447	8,958	–	2,035,405	–
Allegiance Bank	1.59%	2/10/2020	2/10/2022	5,059,753	20,247	–	5,079,999	–
Goose Creek ISD	5.00%	11/17/2020	2/15/2022	420,904	–	–	416,756	(4,148)
East West Bank	1.54%	2/18/2020	2/18/2022	5,067,536	19,279	–	5,086,815	–
East West Bank	0.17%	2/19/2021	2/21/2022	–	11,086,900	–	11,086,900	–
FORT BEND COUNTY-REF	5.00%	6/17/2020	3/1/2022	263,793	–	–	260,915	(2,878)
Allegiance Bank	0.40%	6/17/2020	3/18/2022	10,019,845	9,883	–	10,029,728	–
Independent Bank	0.40%	1/11/2021	4/11/2022	–	20,000,000	–	20,000,000	–
Veritex Community Bank	0.20%	2/5/2021	5/5/2022	–	3,000,000	–	3,000,000	–
Prosperity Bank	0.20%	2/12/2021	5/12/2022	–	4,000,614	–	4,000,614	–
Allegiance Bank	0.45%	6/17/2020	6/17/2022	12,026,793	13,345	–	12,040,138	–

Market Value Comparison

March 31, 2021

Issuer	Coupon Rate	Settlement Date	Maturity Date	Beginning Market Value	Total Buys/ Increases	Total Sells/ Decreases	Ending Market Value	Change in Market Value
Bank OZK	0.50%	7/9/2020	7/11/2022	10,020,976	12,360	–	10,033,336	–
Veritex Community Bank	0.24%	2/5/2021	8/5/2022	–	3,000,000	–	3,000,000	–
Prosperity Bank	0.20%	2/12/2021	8/12/2022	–	3,000,460	–	3,000,460	–
City of Bryan TX	0.45%	11/19/2020	8/15/2022	500,845	–	–	500,935	90
Denton ISD	0.00%	12/17/2020	8/15/2022	496,925	–	–	498,500	1,575
City of Austin GO	0.27%	10/6/2020	9/1/2022	701,218	–	–	701,323	105
Veritex Community Bank	0.18%	3/5/2021	9/5/2022	–	8,000,000	–	8,000,000	–
State of Texas	1.61%	3/19/2021	10/1/2022	–	3,322,833	–	3,321,143	(1,690)
Prosperity Bank	0.40%	10/15/2020	10/17/2022	6,004,001	5,921	–	6,009,921	–
Veritex Community Bank	0.26%	2/5/2021	11/4/2022	–	3,000,000	–	3,000,000	–
Prosperity Bank	0.20%	2/12/2021	11/14/2022	–	3,000,460	–	3,000,460	–
Bank OZK	0.28%	12/7/2020	12/7/2022	5,000,000	3,465	–	5,003,465	–
Veritex Community Bank	0.28%	1/6/2021	1/6/2023	–	4,000,000	–	4,000,000	–
Veritex Community Bank	0.30%	2/5/2021	2/6/2023	–	4,400,000	–	4,400,000	–
Prosperity Bank	0.25%	3/5/2021	3/6/2023	–	10,000,000	–	10,000,000	–
Bank OZK	0.26%	3/8/2021	3/8/2023	–	2,529,087	–	2,529,087	–
Federal Farm Credit Bank	0.13%	3/26/2021	3/23/2023	–	8,995,594	–	8,984,873	(10,627)
Sub Total/Average Fund 000 - Pooled Investments				**311,663,008**	**132,649,253**	**99,219,929**	**344,925,801**	**(156,450)**
Fund 170 - Interest & Sinking GO Bonds								
TexPool	N/A	9/30/2015	N/A	2,306,468	2,887,961	4,345,504	848,925	–
TexasDAILY	N/A	4/30/2016	N/A	4,761	1,250,040	–	1,254,801	–
NexBank	N/A	2/27/2017	N/A	1,287,232	1,429	–	1,288,661	–
Southside Bank	0.14%	3/4/2021	6/4/2021	–	2,500,000	–	2,500,000	–
East West Bank	0.19%	1/7/2021	7/7/2021	–	7,003,062	–	7,003,062	–
Prosperity Bank	0.15%	2/5/2021	8/5/2021	–	2,500,288	–	2,500,288	–
Prosperity Bank	0.15%	2/12/2021	8/12/2021	–	4,000,460	–	4,000,460	–
Sub Total/Average Fund 170 - Interest & Sinking GO Bonds				**3,598,461**	**20,143,240**	**4,345,504**	**19,396,197**	**–**
Fund 210 - Interest & Sinking Debt Service								
JPMorgan Chase	N/A	9/30/2015	N/A	5,575	663,454	626,684	42,345	–
Sub Total/Average Fund 210 - Interest & Sinking Debt Service				**5,575**	**663,454**	**626,684**	**42,345**	**–**
Fund 459 - 2018 Bond Fund								
TexPool	N/A	12/15/2018	N/A	128,632	14	128,646	–	–
Sub Total/Average Fund 459 - 2018 Bond Fund				**128,632**	**14**	**128,646**	**–**	**–**
Fund 462 - 2017 Bond Fund								
TexPool	N/A	5/30/2017	N/A	103,509	1	92,953	10,558	–
NexBank	N/A	3/30/2020	N/A	1,604,471	1,781	–	1,606,252	–
Bank OZK	1.15%	3/6/2020	3/8/2021	2,521,764	4,933	2,526,696	–	–
East West Bank	0.33%	10/13/2020	7/13/2021	1,100,796	896	–	1,101,692	–
City of Austin GO	0.17%	10/6/2020	9/1/2021	2,200,616	–	–	2,200,902	286
East West Bank	0.26%	12/21/2020	12/21/2021	6,000,470	3,848	–	6,004,318	–
Sub Total/Average Fund 462 - 2017 Bond Fund				**13,531,625**	**11,459**	**2,619,649**	**10,923,722**	**286**
Fund 465 - 2019 CO Bond Fund								
TexPool	N/A	9/1/2020	N/A	250,620	29	–	250,649	–
NexBank	N/A	6/28/2019	N/A	99,326	110	–	99,436	–
Veritex Community Bank	N/A	6/19/2020	N/A	8,225,305	814	8,129,602	96,517	–
Independent Bank	0.60%	6/19/2020	6/21/2021	10,030,434	14,840	–	10,045,274	–
Independent Bank	0.40%	12/7/2020	12/7/2021	8,000,000	7,922	–	8,007,922	–
Veritex Community Bank	0.30%	2/5/2021	2/6/2023	–	5,600,000	–	5,600,000	–
Sub Total/Average Fund 465 - 2019 CO Bond Fund				**26,605,685**	**5,623,715**	**8,129,602**	**24,099,797**	**–**

Market Value Comparison

March 31, 2021

Issuer	Coupon Rate	Settlement Date	Maturity Date	Beginning Market Value	Total Buys/ Increases	Total Sells/ Decreases	Ending Market Value	Change in Market Value
Fund 591 - Reserves Fund								
TexPool	N/A	9/30/2015	N/A	8,721	1	–	8,722	–
NexBank	N/A	4/29/2019	N/A	854,679	949	–	855,628	–
Sub Total/Average Fund 591 - Reserves Fund				**863,400**	**950**	**–**	**864,350**	**–**
Fund 592 - Convention Center Debt Service								
East West Bank	0.25%	11/20/2020	5/20/2021	1,000,288	617	–	1,000,905	–
Sub Total/Average Fund 592 - Convention Center Debt Service				**1,000,288**	**617**	**–**	**1,000,905**	**–**
Fund 602 - Interest & Sinking Revenue Bonds								
TexPool	N/A	9/30/2015	N/A	1,135,561	1,992,799	384,188	2,744,172	–
East West Bank	0.25%	11/20/2020	5/20/2021	5,001,439	3,084	–	5,004,523	–
Sub Total/Average Fund 602 - Interest & Sinking Revenue Bonds				**6,137,000**	**1,995,883**	**384,188**	**7,748,695**	**–**
Fund 605 - Kalahari Debt Service Reserve								
TexPool	N/A	8/30/2019	N/A	340,011	39	328,640	11,410	–
Sub Total/Average Fund 605 - Kalahari Debt Service Reserve				**340,011**	**39**	**328,640**	**11,410**	**–**
Fund 863 - Drainage Utility Revenue Bond								
TexPool	N/A	10/31/2015	N/A	693,862	84	116,896	577,050	–
NexBank	N/A	8/30/2020	N/A	267,025	296	–	267,322	–
Sub Total/Average Fund 863 - Drainage Utility Revenue Bond				**960,887**	**381**	**116,896**	**844,372**	**–**
Total / Average				**$ 364,834,572**	**$ 161,089,004**	**$ 115,899,738**	**$ 409,857,594**	**$ (156,164)**

Holdings by Allocation and Portfolio (Fund)

December 31, 2020

Issuer	Coupon Rate	Credit Rating	Settlement Date	Face Amount/ Shares	Book Value	Market Price	Market Value	Maturity Date	Days to Maturity	YTM @ Book
Fund 000 - Pooled Investments										
NexBank	0.45%		11/29/2016	$ 35,824,219	$ 35,824,219	100.00	$ 35,824,219	N/A	1	0.45%
Veritex Community Bank	0.14%		09/01/2020	5,948,591	5,948,591	100.00	5,948,591	N/A	1	0.14%
JPMorgan Chase	0.19%		09/30/2015	5,289,338	5,289,338	100.00	5,289,338	N/A	1	0.19%
TexSTAR	0.07%	AAAm	09/30/2015	200,499	200,499	100.00	200,499	N/A	1	0.07%
TexPool	0.09%	AAAm	09/30/2015	29,579,495	29,579,495	100.00	29,579,495	N/A	1	0.09%
TexasDAILY	0.09%	AAAm	09/30/2015	1,002,696	1,002,696	100.00	1,002,696	N/A	1	0.09%
Independent Bank	1.85%		10/04/2019	5,093,206	5,093,206	100.00	5,093,206	01/04/2021	4	1.85%
East West Bank	2.78%		01/11/2019	10,564,481	10,564,481	100.00	10,564,481	01/11/2021	11	2.78%
Origin Bank	2.82%		02/12/2019	6,512,643	6,512,643	100.00	6,512,643	02/12/2021	43	2.82%
Cedar Hill ISD Ref-Txbl	0.00%	Aaa/-/AAA	11/14/2019	500,000	498,806	99.93	499,640	02/15/2021	46	1.93%
Carrollton Farmers Branch GO	5.00%	Aaa/AAA/-	04/09/2020	2,930,000	2,944,770	100.55	2,945,969	02/15/2021	46	0.95%
Goose Creek ISD	5.00%	Aaa/-/AAA	11/17/2020	500,000	502,941	100.53	502,655	02/15/2021	46	0.29%
East West Bank	2.71%		02/20/2019	11,044,530	11,044,530	100.00	11,044,530	02/19/2021	50	2.71%
FORT BEND COUNTY-REF	5.00%	Aa1/-/AA+	06/17/2020	250,000	251,690	100.74	251,853	03/01/2021	60	0.87%
Prosperity Bank	2.74%		03/01/2019	2,622,914	2,622,914	100.00	2,622,914	03/01/2021	60	2.74%
Independent Bank	1.86%		09/30/2019	5,117,273	5,117,273	100.00	5,117,273	03/30/2021	89	1.86%
Independent Bank	1.80%		10/11/2019	9,163,198	9,163,198	100.00	9,163,198	04/12/2021	102	1.80%
Independent Bank	2.15%		07/22/2019	5,136,111	5,136,111	100.00	5,136,111	04/22/2021	112	2.15%
Allegiance Bank	1.70%		02/10/2020	5,063,904	5,063,904	100.00	5,063,904	05/10/2021	130	1.70%
Independent Bank	0.65%		05/16/2020	5,216,867	5,216,867	100.00	5,216,867	05/17/2021	137	0.65%
BBVA	1.94%		08/27/2019	5,131,113	5,131,113	100.00	5,131,113	05/27/2021	147	1.94%
Bexar County Flood GO Ref	5.00%	Aaa/AAA/AAA	04/07/2020	2,930,000	2,981,462	102.16	2,993,376	06/15/2021	166	1.10%
Veritex Community Bank	1.67%		12/20/2019	5,084,256	5,084,256	100.00	5,084,256	06/21/2021	172	1.67%
BOKF, NA	2.00%		06/27/2019	2,000,000	2,000,000	100.00	2,000,000	06/24/2021	175	2.00%
Veritex Community Bank	1.74%		09/30/2019	5,109,882	5,109,882	100.00	5,109,882	06/30/2021	181	1.74%
BBVA	1.77%		10/03/2019	5,104,085	5,104,085	100.00	5,104,085	07/05/2021	186	1.77%
Independent Bank	2.15%		07/22/2019	5,136,111	5,136,111	100.00	5,136,111	07/22/2021	203	2.15%
R Bank	1.80%		01/27/2020	2,027,207	2,027,207	100.00	2,027,207	07/27/2021	208	1.80%
Denton ISD	0.00%	-/AAA/AAA	12/17/2020	500,000	499,030	99.81	499,070	08/15/2021	227	0.31%
East West Bank	1.64%		11/22/2019	5,092,046	5,092,046	100.00	5,092,046	08/23/2021	235	1.64%
State of TX Transportation	4.00%	MIG1/SP1+/F1+	09/02/2020	9,000,000	9,223,414	102.49	9,224,280	08/26/2021	238	0.20%
BBVA	1.87%		08/27/2019	3,075,794	3,075,794	100.00	3,075,794	08/27/2021	239	1.87%
Security State Bank & Trust	2.09%		09/05/2019	7,184,592	7,184,592	100.00	7,184,592	09/13/2021	256	2.09%
Veritex Community Bank	1.71%		10/03/2019	10,172,574	10,172,574	100.00	10,172,574	10/04/2021	277	1.71%
East West Bank	1.65%		01/27/2020	6,092,929	6,092,929	100.00	6,092,929	10/27/2021	300	1.65%
East West Bank	1.54%		02/18/2020	6,081,043	6,081,043	100.00	6,081,043	11/19/2021	323	1.54%
East West Bank	1.64%		11/22/2019	5,092,046	5,092,046	100.00	5,092,046	11/22/2021	326	1.64%
Independent Bank	0.40%		12/07/2020	8,000,000	8,000,000	100.00	8,000,000	12/07/2021	341	0.40%
Veritex Community Bank	1.67%		12/20/2019	5,084,256	5,084,256	100.00	5,084,256	12/20/2021	354	1.67%
Bank OZK	1.70%		01/28/2020	8,125,785	8,125,785	100.00	8,125,785	01/24/2022	389	1.70%
R Bank	1.75%		01/27/2020	2,026,447	2,026,447	100.00	2,026,447	01/27/2022	392	1.75%
Allegiance Bank	1.59%		02/10/2020	5,059,753	5,059,753	100.00	5,059,753	02/10/2022	406	1.59%
Goose Creek ISD	5.00%	Aaa/-/AAA	11/17/2020	400,000	420,920	105.23	420,904	02/15/2022	411	0.33%
East West Bank	1.54%		02/18/2020	5,067,536	5,067,536	100.00	5,067,536	02/18/2022	414	1.54%
FORT BEND COUNTY-REF	5.00%	Aa1/-/AA+	06/17/2020	250,000	261,604	105.52	263,793	03/01/2022	425	0.98%
Allegiance Bank	0.40%		06/17/2020	10,019,845	10,019,845	100.00	10,019,845	03/18/2022	442	0.40%
Allegiance Bank	0.45%		06/17/2020	12,026,793	12,026,793	100.00	12,026,793	06/17/2022	533	0.45%
Bank OZK	0.50%		07/09/2020	10,020,976	10,020,976	100.00	10,020,976	07/11/2022	557	0.50%
Denton ISD	0.00%	-/AAA/AAA	12/17/2020	500,000	496,268	99.39	496,925	08/15/2022	592	0.46%
City of Bryan TX	0.45%	-/AA/-	11/19/2020	500,000	500,000	100.17	500,845	08/15/2022	592	0.45%
City of Austin GO	0.27%	Aa1/AAA/AAA	10/06/2020	700,000	700,000	100.17	701,218	09/01/2022	609	0.27%
Prosperity Bank	0.40%		10/15/2020	6,004,001	6,004,001	100.00	6,004,001	10/17/2022	655	0.40%
Bank OZK	0.28%		12/07/2020	5,000,000	5,000,000	100.00	5,000,000	12/07/2022	706	0.28%
Sub Total / Average	**1.38%**			**311,159,036**	**311,479,942**	**100.11**	**311,499,563**		**201**	**1.18%**

Holdings by Allocation and Portfolio (Fund)

December 31, 2020

Issuer	Coupon Rate	Credit Rating	Settlement Date	Face Amount/ Shares	Book Value	Market Price	Market Value	Maturity Date	Days to Maturity	YTM @ Book
Fund 170 - Interest & Sinking GO Bonds										
TexasDAILY	0.09%	AAAm	04/30/2016	4,761	4,761	100.00	4,761	N/A	1	0.09%
NexBank	0.45%		02/27/2017	1,287,232	1,287,232	100.00	1,287,232	N/A	1	0.45%
TexPool	0.09%	AAAm	09/30/2015	2,306,468	2,306,468	100.00	2,306,468	N/A	1	0.09%
Sub Total / Average	**0.22%**			**3,598,461**	**3,598,461**	**100.00**	**3,598,461**		**1**	**0.22%**
Fund 210 - Interest & Sinking Debt Service										
JPMorgan Chase	0.19%		09/30/2015	5,575	5,575	100.00	5,575	N/A	1	0.19%
Sub Total / Average	**0.19%**			**5,575**	**5,575**	**100.00**	**5,575**		**1**	**0.19%**
Fund 459 - 2018 Bond Fund										
TexPool	0.09%	AAAm	12/15/2018	128,632	128,632	100.00	128,632	N/A	1	0.09%
Sub Total / Average	**0.09%**			**128,632**	**128,632**	**100.00**	**128,632**		**1**	**0.09%**
Fund 462 - 2017 Bond Fund										
TexPool	0.09%	AAAm	05/30/2017	103,509	103,509	100.00	103,509	N/A	1	0.09%
NexBank	0.45%		03/30/2020	1,604,471	1,604,471	100.00	1,604,471	N/A	1	0.45%
Bank OZK	1.15%		03/06/2020	2,521,764	2,521,764	100.00	2,521,764	03/08/2021	67	1.15%
East West Bank	0.33%		10/13/2020	1,100,796	1,100,796	100.00	1,100,796	07/13/2021	194	0.33%
City of Austin GO	0.17%	Aa1/AAA/AAA	10/06/2020	2,200,000	2,200,000	100.03	2,200,616	09/01/2021	244	0.17%
East West Bank	0.26%		12/21/2020	6,000,470	6,000,470	100.00	6,000,470	12/21/2021	355	0.26%
Sub Total / Average	**0.44%**			**13,531,009**	**13,531,009**	**100.00**	**13,531,625**		**225**	**0.44%**
Fund 465 - 2019 CO Bond Fund										
NexBank	0.45%		06/28/2019	99,326	99,326	100.00	99,326	N/A	1	0.45%
TexPool	0.09%	AAAm	09/01/2020	250,620	250,620	100.00	250,620	N/A	1	0.09%
Veritex Community Bank	0.14%		06/19/2020	8,225,305	8,225,305	100.00	8,225,305	N/A	1	0.14%
Independent Bank	0.60%		06/19/2020	10,030,434	10,030,434	100.00	10,030,434	06/21/2021	172	0.60%
Independent Bank	0.40%		12/07/2020	8,000,000	8,000,000	100.00	8,000,000	12/07/2021	341	0.40%
Sub Total / Average	**0.39%**			**26,605,685**	**26,605,685**	**100.00**	**26,605,685**		**168**	**0.39%**
Fund 591 - Reserves Fund										
TexPool	0.09%	AAAm	09/30/2015	8,721	8,721	100.00	8,721	N/A	1	0.09%
NexBank	0.45%		04/29/2019	854,679	854,679	100.00	854,679	N/A	1	0.45%
Sub Total / Average	**0.45%**			**863,400**	**863,400**	**100.00**	**863,400**		**1**	**0.45%**
Fund 592 - Convention Center Debt Service										
East West Bank	0.25%		11/20/2020	1,000,288	1,000,288	100.00	1,000,288	05/20/2021	140	0.25%
Sub Total / Average	**0.25%**			**1,000,288**	**1,000,288**	**100.00**	**1,000,288**		**140**	**0.25%**
Fund 602 - Interest & Sinking Revenue Bonds										
TexPool	0.09%	AAAm	09/30/2015	1,135,561	1,135,561	100.00	1,135,561	N/A	1	0.09%
East West Bank	0.25%		11/20/2020	5,001,439	5,001,439	100.00	5,001,439	05/20/2021	140	0.25%
Sub Total / Average	**0.22%**			**6,137,000**	**6,137,000**	**100.00**	**6,137,000**		**114**	**0.22%**
Fund 605 - Kalahari Debt Service Reserve										
TexPool	0.09%	AAAm	08/30/2019	340,011	340,011	100.00	340,011	N/A	1	0.09%
Sub Total / Average	**0.09%**			**340,011**	**340,011**	**100.00**	**340,011**		**1**	**0.09%**

Holdings by Allocation and Portfolio (Fund)

December 31, 2020

Issuer	Coupon Rate	Credit Rating	Settlement Date	Face Amount/ Shares	Book Value	Market Price	Market Value	Maturity Date	Days to Maturity	YTM @ Book
Fund 863 - Drainage Utility Revenue Bond										
NexBank	0.45%		08/30/2020	267,025	267,025	100.00	267,025	N/A	1	0.45%
TexPool	0.09%	AAAm	10/31/2015	693,862	693,862	100.00	693,862	N/A	1	0.09%
Sub Total / Average	**0.19%**			**960,887**	**960,887**	**100.00**	**960,887**		**1**	**0.19%**
Total / Average	**1.23%**			**$ 364,329,984**	**$ 364,650,890**	**100.09**	**$ 364,671,127**		**195**	**1.06%**