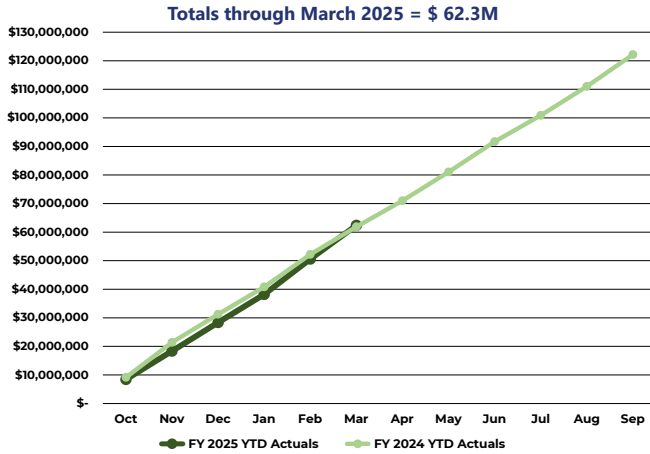


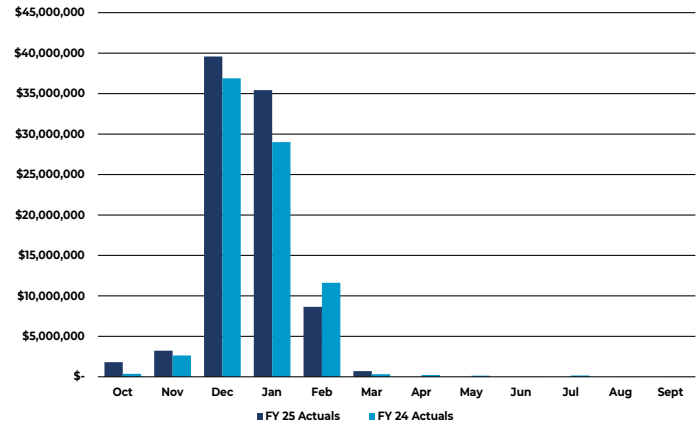
ROUND ROCK BY THE NUMBERS

FY 2025 Quarter 2

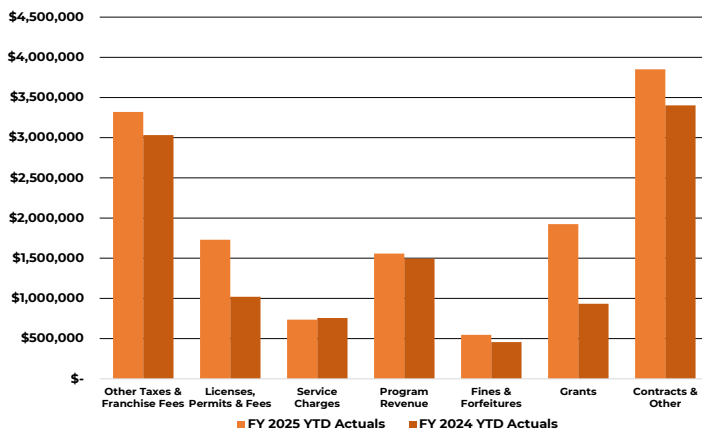
Citywide Sales Tax



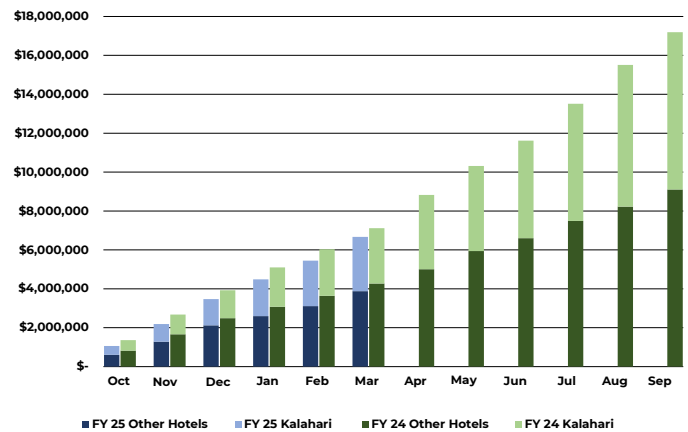
Property Tax



Other General Fund Revenues



HOT & Venue Tax, Prior to Incentives



Comments

Sales Tax

- Citywide sales tax collections through the second quarter increased 0.7%. Dell, net of incentives, with adjustments factored out, increased 20.7%.
Note: FY 2024 sales tax includes a \$3.8 million amendment from November 2023, which corrects the FY 2023 sales tax.

Property Tax

- Most property tax collections occur November through February each year. Property tax collections are higher than the prior year due to the higher tax rate for FY 2025 and new properties added.

Other General Fund Revenues

- Other Taxes & Franchise fees* increased 9.5% due to higher collections for gas franchise fees.
- License, Permits, and Fees* increased 69.7%. This quarter has seen an increase in building permits and subdivision development revenues. Also, contributing to this increase is the fee increase for Fire Inspections that Council adopted in October 2024.
- Program Revenue* increased 4.1%. This is due to higher participation in Parks and Recreations programs, specifically at Clay Madsen.
- Fines and Forfeitures* have increased 20.1% due to the growth in the number of cases filed.
- Grants* have increased 106.3%. The City has received many large reimbursements for Louisiana Wildfires, Hurricane Beryl, and severe weather deployments. Also, the timing of ARPA reimbursements for CRU are contributing to this quarter's increase.
- Contracts and Other* increased 13.2% due to higher interest earnings and insurance proceeds collected from previous hailstorms.

Hotel Occupancy & Venue Tax

- Revenues through second quarter are down 6.3%. Average daily room rates and occupancy rates are starting to see a slight decline.
- The majority of Kalahari HOT tax revenues (7%) are used to pay debt and incentives per the agreement. Venue tax revenues (2%) from Kalahari are not part of the incentive agreement and stay in the Sports Center Fund.

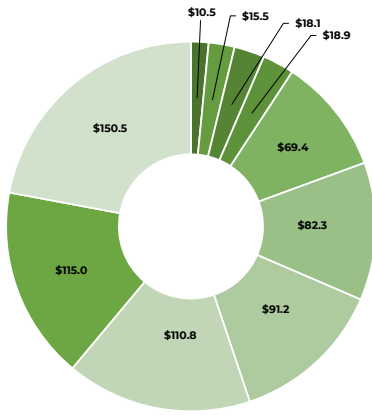
Water, Wastewater, and Stormwater

- Water, Wastewater, and Stormwater are trending above prior year due to the adopted rate increases effective November 2024.

ROUND ROCK BY THE NUMBERS

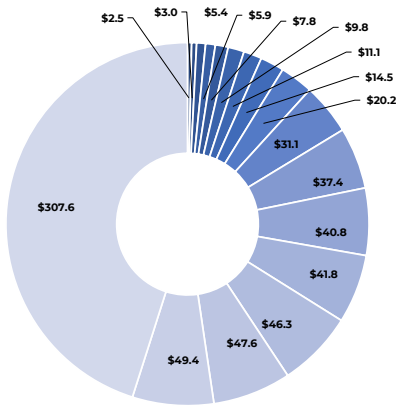
FY 2025 Annual Facts

FY 2024 - 2025 Total Budget Revenues = \$682.2 M



Source	Amount (in Millions)
Use of Fund Balance	\$ 150.5
Bond Proceeds	\$ 115.0
Sales Tax	\$ 110.8
Property Tax	\$ 91.2
Contracts & Other	\$ 82.3
Utility & Garbage Charges	\$ 69.4
Other Taxes & Franchise Fees	\$ 18.9
Hotel Occupancy/Venue Tax	\$ 18.1
Fines, Permits & Fees	\$ 15.5
Program Revenues	\$ 10.5

FY 2024 - 2025 Total Budget Expenses = \$682.2 M



Department	Amount (in Millions)
Capital Improvement Projects	\$ 307.6
Debt Payments	\$ 49.4
Support Services	\$ 47.6
Police	\$ 46.3
Utilities & Environmental Svcs	\$ 41.8
Funding Transfers Out	\$ 40.8
Fire	\$ 37.4
General Self Financed Const.	\$ 31.1
Parks & Recreation	\$ 20.2

Department	Amount (in Millions)
Transportation	\$ 14.5
Sports Management	\$ 11.1
General Services	\$ 9.8
Fleet Replacement	\$ 7.8
Planning & Development	\$ 5.9
Library	\$ 5.4
Communications	\$ 3.0
Com. & Neighborhood Srv.	\$ 2.5

Other Information

CORR Tax Information

	FY 24 - 25	FY 23 - 24
Population	136,383	134,540
Property Tax Rate	\$ 0.36000	\$ 0.34200
M&O 0.254602 Debt 0.105398		

Outstanding Debt as of 10/01/24

Bond	Amount O/S (in Millions)
GO & CO Bonds	\$ 314.8
Limited Tax Notes	\$ 10.9
Utility/Stormwater	\$ 138.2 / 4.9
HOT	\$ 6.0
Type B	\$ 64.1

Bond Ratings (Rated by S&P)

GO Bonds	AAA
Utility Bonds	AAA

Taxing Entities

Entity	Rate
City of Round Rock	\$ 0.3600
Williamson County & FM/RM	0.3999
Round Rock ISD	0.8931
Austin Community College	0.1013
Upper Brushy Creek WCID	0.0170
Total Tax Rate	\$ 1.7713

Taxable Values

	FY 24 - 25	FY 23 - 24
Median Home Values	\$ 376,169	\$ 363,396
Taxable Property Value (in billions)	\$ 25.3	\$ 24.1

City Employees

	Sworn FTEs	Total FTEs
City Wide		1,203
Police	210	297
Fire	175	201

Top 10 Property Tax Payers

Business	Assessed Value (in millions)
Kalahari Resorts	\$ 547.8
Dell Computer Holdings LP	468.5
CPG RR, LP (Round Rock Outlets)	163.7
TX Essential Housing (Lakeside at LF)	151.1
CMF 15 Port., LLC (Colonial Grand Apts)	144.6
Dell Computer Corp	141.8
Columbia/St. Davids Healthcare	119.6
Oncor Electric Delivery Company	92.9
2811 La Frontera LP (District of La Frontera Apts)	89.6
TMP Parkside LLC (Parkside @ RR)	83.5