

## CR-05 - Goals and Outcomes

### **Progress the jurisdiction has made in carrying out its strategic plan and its action plan. 91.520(a)**

This could be an overview that includes major initiatives and highlights that were proposed and executed throughout the program year.

The City of Round Rock's Community Development Block Grant (CDBG) 2024 Program Year was the first year in the City's CDBG Five Year Consolidated Plan (2024-2028). In this program year, the city was awarded \$642,233 in CDBG funds. In the 2024-2025 Program Year the City of Round Rock continued to deliver programs and implement activities to achieve the goals and objectives described in the 2024-2028 Consolidated Plan and the 2024 Annual Action Plan. A total of \$516,481.96 in CDBG funds were expended during the 2024 Program Year. Per the Table 1 Accomplishments below, the city is making progress towards meeting the goals identified but it is more important to remember that they are prone to some degree of uncertainty, particularly in the number of units of measure and outcomes. Round Rock's plan outlines three overarching goals: 1) To provide decent housing by preserving housing stock, increasing the availability of affordable housing, and reducing discriminatory barriers 2) To provide a suitable living environment through safer, more livable neighborhoods 3) To expand opportunities through homeownership opportunities. Funding priorities, highlights, and an assessment for carrying out the 2024 CDBG Program and prior year activities are listed below:

- Round Rock Area Serving Center Food Pantry Program expended \$30,000 in CDBG 2024 funds and assisted 875 low-income residents, 173 of which were Female Head of Household and 452 were Hispanic/Latino.
- Round Rock Area Serving Center Housing Assistance Program expended \$30,000 in CDBG 2024 funds and assisted 120 low-income residents, 21 of which were Female Head of Household and 45 were Hispanic/Latino.
- Meals on Wheels expended the \$16,334 in CDBG 2024 funds and assisted 106 Seniors of which 46 were Hispanic/Latino.
- CASA Child Advocacy Program expended \$20,000 in CDBG 2024 funds and assisted 57 children of which 27 were Hispanic/Latino.
- Bowman Park Improvements for the purchase and installation of a new and more inclusive playground expended \$155,623.00 in CDBG 2022 CDBG funds. Project is complete.
- Chisholm Valley Sidewalks project was completed in program year 2024 and expended a final payment of \$43,407.06 in CDBG 2021 funds.
- The Home Repair Program assisted four (4) low-to-moderate income homeowners with improvements in the amount of \$92,671.90 with CDBG 2020 program year funds.
- The CDBG Program Administration expended a total of \$128,446 in CDBG 2024 program funds for the administration and oversight of

the CDBG program

In addition to the CDBG funds expended in the summary above, a total of \$18,707.71 in CDBG-CV 3 (COVID) dollars were also expended during the CDBG 2024-2025 Program Year for the Senior I-Pad Program. This program continued to assist sixty (60) seniors with an ipad and data service that allowed them to access the internet from the comfort of their homes.

**Comparison of the proposed versus actual outcomes for each outcome measure submitted with the consolidated plan and explain, if applicable, why progress was not made toward meeting goals and objectives. 91.520(g)**

Categories, priority levels, funding sources and amounts, outcomes/objectives, goal outcome indicators, units of measure, targets, actual outcomes/outputs, and percentage completed for each of the grantee's program year goals.

Goal	Category	Source / Amount	Indicator	Unit of Measure	Expected – Strategic Plan	Actual – Strategic Plan	Percent Complete	Expected – Program Year	Actual – Program Year	Percent Complete
Housing Rehabilitation	Affordable Housing	CDBG: \$	Homeowner Housing Rehabilitated	Household Housing Unit	30	4	13.33%	6	4	66.67%
Neighborhood Improvements	Non-Housing Community Development	CDBG: \$	Public Facility or Infrastructure Activities other than Low/Moderate Income Housing Benefit	Persons Assisted	1700	0	0.00%	500	500	100.00%
Planning and Administration	Planning and Administration	CDBG: \$	Other	Other	1	1	100.00%	1	0	0.00%

Provide Public Services for Low-Mod Income Persons	Non-Housing Community Development	CDBG: \$	Public service activities other than Low/Moderate Income Housing Benefit	Persons Assisted	3100	0	0.00%	970	995	102.58%
Provide Public Services Special Needs Populations	Non-Homeless Special Needs	CDBG: \$	Public service activities other than Low/Moderate Income Housing Benefit	Persons Assisted	1000	0	0.00%	200	163	81.50%

**Table 1 - Accomplishments – Program Year & Strategic Plan to Date**

**Assess how the jurisdiction's use of funds, particularly CDBG, addresses the priorities and specific objectives identified in the plan, giving special attention to the highest priority activities identified.**

All funds expended during the program year directly addressed the priorities and objectives identified in the City of Round Rock Five Year Consolidated Plan (2024-2028) and the CDBG 2024 Annual Action Plan. Funding decisions were based on the following process:

Citizen Participation: During the development of the CDBG 2024 plan, the city held two public hearings to solicit input from residents and social service providers in Round Rock. The public hearings were advertised in the local newspaper in English and Spanish as well as posted on the city hall bulletin and the city website. The public hearings were held at the Round Rock City Hall Council Chambers which is accessible to persons with disabilities. The city is committed to compliance with the Americans with Disabilities Act and Section 504 of the Rehabilitation Act of 1973, as amended. Reasonable modifications and equal access to communications will be provided upon request for the public hearings. City staff was present at all public hearings and was available to translate for persons with Limited English Proficiency.

Funding caps: The city obligated the full 20% for program administration and the full 15% for public services.

In addition to funding caps and meeting a High Priority Need, the city considered other federal requirements to fund an activity. Activities had to meet a National Objective: 1) Benefit low to moderate income persons; 2) Prevent slum or blight or 3) Meet an urgent Need.

Utilizing these needs and objectives, a CDBG application process was undertaken to identify non-profit groups and city departments that could address objectives. Successful applicants were awarded CDBG grant funding to undertake programs and projects that addressed the needs, priorities and specific needs identified in the plan. A detailed breakdown of the CDBG funds awarded and accomplishments reported for each activity funded is available in the PR03 Activity Summary Report available as Attachment 3 to this document.

A public hearing was held to give residents an opportunity to comment on the CAPER. The public hearing was held before the city council on December 18, 2025. The public comment period was December 1, 2025 -December 19, 2025. The public hearing notice was published in English and Spanish in the Round Rock Leader on November 28, 2025, posted at city hall and at other locations around the city as well as the city website. - \_\_\_\_\_ comments were received.

## CR-10 - Racial and Ethnic composition of families assisted

Describe the families assisted (including the racial and ethnic status of families assisted).

91.520(a)

	CDBG
White	846
Black or African American	217
Asian	9
American Indian or American Native	7
Native Hawaiian or Other Pacific Islander	4
<b>Total</b>	<b>1,083</b>
Hispanic	570
Not Hispanic	588

**Table 2 – Table of assistance to racial and ethnic populations by source of funds**

### Narrative

The table above does not include all the race categories that are available to select in IDIS when reporting per activity that assists low-income clientele therefore the total of 1083 is not accurate. The total number of beneficiaries assisted is **1158 for only regular CDBG funds for program year 2024**. An additional 60 were assisted with CDBG-CV 3 funds. **The grand total for beneficiaries assisted with both grants is 1218.**

The following is the breakdown for beneficiaries assisted with CDBG funds in program year 2024:

White: 846

Black: 217

Asian: 9

American Indian: 7

Black and White: 2

Asian and White: 2

Native Hawaiian: 4

Other: 71

**TOTAL: 1158**

The information listed above is for CDBG activities. During the 2024-2025 program year, CDBG-CV 3 funds were used to fund the Senior iPad Program.

Sixty seniors were assisted in the iPad Program with CDBG-CV 3 funds.

**60 Seniors (CDBG CV 3):**

White 34

Black 8

Asian 5

Other 13

Of those 60 assisted, 12 were Hispanic.

## CR-15 - Resources and Investments 91.520(a)

### Identify the resources made available

Source of Funds	Source	Resources Made Available	Amount Expended During Program Year
CDBG	public - federal	642,233	516,482

Table 3 - Resources Made Available

### Narrative

The City of Round Rock was awarded \$642,233 in CDBG 2024 funds and expended a total of \$516,481.96 which includes CDBG 2024 and prior year funds. A detail description of all projects including the program year and amount expended is included in the Executive Summary in the CR 05 Goals and Outcomes section of this report.

The City of Round Rock was also awarded a total of \$1,066,162 in CDBG-CV and CDBG-CV 3 (COVID) funds combined. During the CDBG 2024 program year the city expended a total of \$18,707.71 of COVID funds. The majority of COVID funds have been expended and currently there is a balance of \$79,789.69. The City of Round Rock plans to expend the remaining balance of those funds in the next program year. The CDBG-CV PR26 report can be found as attachment #2 of this document.

### Identify the geographic distribution and location of investments

Target Area	Planned Percentage of Allocation	Actual Percentage of Allocation	Narrative Description
Citywide	63	63	Public Services, Home Rpr
Qualified Census Tracts	37	37	Public Facility & Imp.

Table 4 – Identify the geographic distribution and location of investments

### Narrative

The table above shows the percentage of planned citywide and qualified census tract projects for the CDBG 2024 allocation. Public Services, Program Administration and Home Repair were allocated 63% or \$402,233 of the CDBG 2024 allocation for Citywide projects. Public Facility and Improvements Projects were allocated with 37% or \$240,000 of the 2024 allocation for projects in Qualified Census Tracts.

## Leveraging

**Explain how federal funds leveraged additional resources (private, state and local funds), including a description of how matching requirements were satisfied, as well as how any publicly owned land or property located within the jurisdiction that were used to address the needs identified in the plan.**

To leverage funds, the City has combined the CDBG and General Fund Social Service Funding process. By combining these two processes, we can make sure to fund agencies providing high priority needs with General Funds that could not be funded with CDBG funds due to the 15% funding cap. This process also eliminates the duplication of services. The process of funding social service agencies is as follows: A team consisting of council members, city neighborhood services staff and CDBG staff review agency applications using a set criteria and performance measurements. Funding recommendations are presented to the city council through the budget process. Awarded agencies are contracted to deliver specific services to residents of Round Rock. In 2024-2025 in addition to the full 15% in public services, the City of Round Rock also funded the following agencies with **General Funds** to provide services for a total amount of \$150,000:

- Sacred Heart Community Clinic-Health Services \$10,000
- Foundation Communities-Community Tax Center (Free tax preparation) \$15,000
- Senior Access-Transportation for Senior Adults \$50,000
- Hope Alliance-Safety & Recovery for Family Violence and Sexual Assault Victims \$40,000
- Texas Baptist Children's Home-Trust Based Relational Intervention Specialist \$10,000
- ROCK RIDE on CENTER for KIDS \$12,000
- Round Rock Area Serving Center-Rapid Response Program Fund \$1,000
- Ladders for Leaders \$2,000
- Capital Idea \$10,000

During the 2024-2025 Program Year the City of Round Rock completed the Chisholm Valley Sidewalks Project and the Bowman Park Project which are located on publicly owned land. Funding the park and sidewalk improvements projects addresses the needs of the low-to-moderate income residents and residents with disabilities that were identified in the plan.



## CR-20 - Affordable Housing 91.520(b)

Evaluation of the jurisdiction's progress in providing affordable housing, including the number and types of families served, the number of extremely low-income, low-income, moderate-income, and middle-income persons served.

	One-Year Goal	Actual
Number of Homeless households to be provided affordable housing units	0	0
Number of Non-Homeless households to be provided affordable housing units	126	124
Number of Special-Needs households to be provided affordable housing units	0	0
<b>Total</b>	<b>126</b>	<b>124</b>

Table 5 – Number of Households

	One-Year Goal	Actual
Number of households supported through Rental Assistance	120	120
Number of households supported through The Production of New Units	0	0
Number of households supported through Rehab of Existing Units	6	4
Number of households supported through Acquisition of Existing Units	0	0
<b>Total</b>	<b>126</b>	<b>124</b>

Table 6 – Number of Households Supported

**Discuss the difference between goals and outcomes and problems encountered in meeting these goals.**

Rental assistance met the goal of assisting one hundred and twenty (120) low-to-moderate income households and the Home Repair Program almost met the goal to assist six (6) low-to-moderate income households. There were no problems encountered in meeting these goals.

**Discuss how these outcomes will impact future annual action plans.**

Future action plans will be impacted by these outcomes because affordable housing continues to be a "High Need" priority for the city of Round Rock. The city plans to fund housing assistance in future annual action plans.

**Include the number of extremely low-income, low-income, and moderate-income persons served by each activity where information on income by family size is required to determine the eligibility of the activity.**

Number of Households Served	CDBG Actual	HOME Actual
Extremely Low-income	105	0
Low-income	18	0
Moderate-income	1	0
<b>Total</b>	<b>124</b>	<b>0</b>

**Table 7 – Number of Households Served**

## **Narrative Information**

The number of extremely low, low, and moderate income, households listed in the table above are for all the CDBG 2024 housing activities that require information on income by family size to determine eligibility. The table above does not include beneficiaries served that were presumed low-income (abused and neglected children and seniors) or food pantry beneficiaries. The PR03 IDIS Report in Attachment 3 goes into detail on the income of households/persons served for every activity including public services where information by family size is required to determine eligibility.

In addition to the residents that were assisted with CDBG Housing Assistance funds and CDBG Home Repair funds, an additional 60 seniors were assisted with the Senior iPad Program that is funded with CDBG-CV 3 funds.

In the efforts to address "worst case needs and persons with disabilities" the City funds the Round Rock Area Serving Center (RRASC) with CDBG funds and general funds. The RRASC assists the very low income, persons with disabilities and homeless or people that are stranded in the city with food and/or rent or temporary shelter and gas.

The City of Round Rock recognizes that the very low income, and persons with disabilities may have difficulty paying their utility bills when facing financial difficulties. In addition to funding the RRASC to provide rent and food assistance the city works with the RRASC to offer the Friendly Rock Program. The Friendly Rock Program helps Round Rock residents facing financial difficulties pay for their essential water utility services. This program is funded with resident donations and is administered by the RRASC. Water customers that want to contribute to this program simply complete the Contribution Form in their utility bill that authorizes the city to add \$1 or more to their utility bill payment each month.

In trying to foster and maintain affordable housing, the City of Round Rock supports Low Income Housing Tax Credit (LIHTC) developers by providing a City Council Letter of Support that will accompany their application to the state for LIHTC funds. Although the City of Round Rock does not invest CDBG funds to assist non-homeless but very low-income residents with affordable housing units, there are several Low-Income Housing Tax Credit multi-family housing units available to very low-income families in Round Rock. Recently, the City of Round Rock provided a letter of support for the Preserve at Mustang Creek LIHTC development on County Road 118, which is about to get under construction and consists of 252 units of deeply affordable housing. They're offering 85% of units at rates affordable to those making up to 60% AMI and the other 15% are being offered at 30% AMI.

The Red Villas, Townhomes at Double Creek and Waters at Sunrise are affordable multi-family developments constructed by residential developers or investors with tax credits through the Texas Department of Housing and Community Affairs. Using the Housing Tax Credit Program these developers were able to construct affordable housing units that are decent, safe, and sanitary to low and very low-income residents.

## **CR-25 - Homeless and Other Special Needs 91.220(d, e); 91.320(d, e); 91.520(c)**

**Evaluate the jurisdiction's progress in meeting its specific objectives for reducing and ending homelessness through:**

### **Reaching out to homeless persons (especially unsheltered persons) and assessing their individual needs**

The City of Round Rock and Williamson County are part of the Texas Balance of State Continuum of Care (BoS CoC). The BoS CoC is part of the Texas Homeless Network (THN), a nonprofit membership-based organization helping Texas communities to prevent and end homelessness. THN is a 501(c)(3) organization that is partially funded through the Texas Department of Housing and Community Affairs and the Texas Department of State Health Services.

The City CDBG staff continues to attend and participate in the Williamson County Homeless Coalition which meets monthly via ZOOM. The coalition has developed a mission statement and established by laws as well as developed goals to try and meet the needs of the homeless in the community.

In trying to reach out to homeless people, the Williamson County Homeless Coalition will participate along with the assistance of the Texas Homeless Network in a Winter Point in Time Count in January 2026. On this day, coalition members, participants and volunteers hope to capture the following:

- The number of homeless living on the streets, in their car or in camps.
- Conduct a survey that will gather information on their individual situations and needs as well as the gaps in services that are lacking to reduce or end homelessness.
- Take survey data and continue to work with the Williamson County Homeless Coalition to develop a plan that will include goals and actions to reduce or end homelessness.

The City of Round Rock is trying to develop a list of providers, non-profits and faith-based organizations that provide a wide array of services and resources to those that are homeless or at-risk of becoming homeless. This data will be shared with coalition members and will help establish goals and help figure out gaps in services/resources.

### **Addressing the emergency shelter and transitional housing needs of homeless persons**

The City and Williamson County are part of the Texas Balance of State Continuum of Care (BoS CoC). The

BoS CoC is part of the Texas Homeless Network (THN), a nonprofit membership-based organization helping Texas communities to prevent and end homelessness. THN is a 501(c)(3) organization that is partially funded through the Texas Department of Housing and Community Affairs and the Texas Department of State Health Services.

The City does not receive any Emergency Solutions Grant funds but acknowledges that there are resources and services in the city and Williamson County that provide emergency shelter and transitional housing. The City's CDBG staff closely works with these agencies at the Williamson County Homeless Coalition monthly meetings. Although not funded with CDBG, the City seeks to gather information from these agencies on what services are provided and how the needs of emergency shelter and transitional housing are addressed and provided.

### **Emergency Shelter:**

Hope Alliance is the only emergency shelter in Round Rock. Hope Alliance provides emergency shelter to victims of domestic violence. Hope Alliance is not funded with CDBG funds but is funded yearly with City of Round Rock General Funds Social Services Program in the amount of \$40,000 for 2024. These funds help pay for the partial salary of a counselor.

### **Transitional Housing:**

Texas Baptist Children's Home (TBCH) administers the Family Care Program that provides transitional housing for single mothers and their children. This program helps single mothers, and their children transition into successful, independent futures. The City assists TBCH with a grant from the general fund in the amount of \$10,000 that helps pay for a licensed counselor that provides trauma informed counseling to these single mothers and their children.

In addition to this program the Texas Baptist Children's Home started the Home Base Program in 2020 that offers transitional housing, case management, no cost professional counseling, life skills training, scholarships, and resource referrals to emerging adults, ages 18 to 24, who have aged out of group or foster care, or who are facing homelessness. The Home Base Program offers a bridge of stability and guidance as these young people start college, training, or enter the workforce. TBCH can house up to 22 young adults in two group residences and seven individual apartments. Home Base clients progress through three phases of programming, starting with a greater level of daily supervision in a group residence and moving toward full independence. Participants in this program can stay as long as needed but most stay about two years. This program is not funded by CDBG funds or general funds.

**Helping low-income individuals and families avoid becoming homeless, especially extremely low-income individuals and families and those who are: likely to become homeless after being discharged from publicly funded institutions and systems of care (such as health care facilities, mental health facilities, foster care and other youth facilities, and corrections programs and institutions); and, receiving assistance from public or private agencies that**

## **address housing, health, social services, employment, education, or youth needs**

In an effort to help low-income residents of Round Rock including those that are likely to become homeless or are currently homeless, the City of Round Rock 2024 CDBG funding was awarded to the Round Rock Area Serving Center for the purchase of food to stock their food pantry and also funds to assist residents with rent and mortgage payments. Because the Round Rock Area Serving Center does not turn anyone away, they are probably the main source of assistance in the city for all extremely low-income families and individuals at-risk of becoming homeless including those likely to become homeless after being discharged from publicly funded institutions and systems of care.

In addition to assisting low-income individuals and families with CDBG funded rent/mortgage payments and food, the City of Round Rock has recently become involved with a Central Texas Program called Jail to Jobs. Jail to Jobs provides jobs with the City of Round Rock to teenagers and young adults who've spent time in jail. This program gives young offenders a second chance to start something positive for their future. Working with the City of Round Rock is the first time Jail to Jobs has worked directly with a local government. The city employs former jail inmates with part-time, temporary positions with the city during the program year. Jobs range from working in the recycling center to picking up unauthorized signs from the side of the road to small engine maintenance, all under the supervision of full-time city employees. This program has worked out so well that the City is looking at how to expand to bring more former inmates into city departments.

The Round Rock Housing Authority (RRHA) is now participating in the Foster Youth Initiative Voucher Program. The RRHA has 25 Foster Youth Initiative Vouchers allocated to them and is currently housing nine (9) young adults. Vouchers are for young adults between the ages of 18-24 that would have aged out of the foster care system. The State Department of Family and Protective Services vets the applicants to confirm they were in the state foster care system before a voucher can be issued to them. Once a voucher is issued, the voucher for housing is good for up to three years.

Bluebonnet Trails provides services to those in Round Rock with mental health issues and those being discharged from a mental health facility. The city of Round Rock has also formed a Crisis Response Unit Team that will help people in crisis with mental or other issues that the city's emergency services can't handle.

The City funds the following agencies with CDBG 2024 and 2024 non-CDBG funds to provide services to help these families and individuals avoid becoming homeless:

- Texas Baptist Children's Home with \$10,000 in general funds social service grant for partial salary for a Trust Based Relational Intervention Specialist
- Williamson County Children's Advocacy Center with \$65,000 in general funds (police fund) for Child Abuse Intervention
- CASA of Williamson County with \$20,000 in CDBG 2024 funds for the partial salary for an advocate supervisor that supervises the volunteers that advocate for children taken out of their

home in court

**Helping homeless persons (especially chronically homeless individuals and families, families with children, veterans and their families, and unaccompanied youth) make the transition to permanent housing and independent living, including shortening the period of time that individuals and families experience homelessness, facilitating access for homeless individuals and families to affordable housing units, and preventing individuals and families who were recently homeless from becoming homeless again**

To assist chronically homeless persons and families with children the following agencies provided services or housing with non-CDBG funded programs:

### **The Texas Baptist Children's Home**

The Texas Baptist Children's Home (TBCH) was assisted by the City of Round Rock with 2024 general funds in the amount of \$10,000 during the program year. TBCH provides transitional housing to mothers and their children. Some of these mothers are entirely homeless when they arrive, while others are considered at risk of becoming homeless. Family Care is a place for motivated mothers and their children to live while they transition into successful, independent futures. The average length of stay is nine months; however, there is no specific time limit as long as the family is working toward their Plan of Service goals.

The ministry has nine cottages, housing up to five families in each cottage, with live-in Family Life Coordinators. Each unit has a bedroom, bathroom, and kitchen areas, and families share large dining, living, laundry and play space.

A staff therapist offers individual, group and family therapy for every mother and child, as needed.

Assistance is provided in goal setting, education, budgeting, parenting, effective communication, relationship building and spiritual growth. As the residents buy-in, they must commit to being gainfully employed and saving toward future stability. City staff networks with the TBCH and the city always includes the TBCH to participate in needs assessment during the development of action plans.

### **Opportunities for Williamson-Burnet Counties**

During the program year, Opportunities provided childcare for children from several families that were homeless with the Head Start Program. During the program year the families were able to acquire housing. The city assisted Opportunities with \$16,334 in CDBG 2024 funds for the Meals on Wheels program but not for the Head Start program. CDBG staff regularly networks and meets with Opportunity executive director to stay informed on the needs of their homeless clients.

### **Goodwill of Round Rock**

During the program year Goodwill of Round Rock provided much needed services and resources for homeless veterans with their Veterans Services Grant program. Services were provided to veterans and their dependents. They served veterans with any discharge status, excluding dishonorable discharge. Goodwill provided the following services to veterans:

- Utility Payments
- Mortgage/Rental Payments, Rent Deposits and Temporary Shelter
- Transportation with bus passes, vehicle repair, vehicle insurance and vehicle payments
- Child Care
- Occupational Training
- Financial Literacy
- Case Management
- Emergency Financial Assistance

### **ROUND ROCK ISD**

CDBG staff regularly networks with the Round Rock ISD Homeless Liaison to keep up to date on data and resources for homeless youth and homeless unaccompanied youth in the school district.

Unaccompanied youth include young people who have run away from home, been thrown out of their homes or have been abandoned by their parents for a variety of reasons. The Round Rock ISD supports a little over a hundred unaccompanied youth each school year. Unaccompanied youth are provided free school meals, transportation to attend school, academic support (backpacks, school supplies, earbuds, tutoring, etc.) as well as community donated support (clothing, shoes, blankets, airbeds, weekend food support, hygiene, vital records support, and community referrals for needed resources).



## **CR-30 - Public Housing 91.220(h); 91.320(j)**

### **Actions taken to address the needs of public housing**

Public housing is administered and managed by the Round Rock Housing Authority (RRHA). The Round Rock Housing Authority was established in 1966, with the first development built in 1972. Today the Housing Authority owns 88 units at the following three locations combined: 1505 Lance Lane, 1100 Westwood and 1007 Cushing Drive. The housing authority also administers Section 8 Housing Vouchers as well as absorbed port-ins from other housing authorities.

The Round Rock Housing Authority (RRHA) received approximately \$256,697 in Capital Grant Funds.

To stay aware of and address the needs of public housing, the Round Rock CDBG staff actively networks and attends the RRHA monthly board meetings.

Due to COVID-19, the RRHA has made many changes in hopes to assist the residents as best they can while keeping them safe too. RRHA has started automating the way they do business. This makes it easier to provide services to the residents and program participants. Some of the changes include:

- Updating the website so the public can access applications online.
- Trying to go paperless by using their HAPPY software provider to set up a program that will allow program participants/applicants to access their personal information online as well as submit their information for interim or annual recertifications.

The greatest need is the need for more affordable housing. The waiting lists for public housing and Section 8 are long and continue to grow as more and more people walk in and call to get added to the list daily. The lack of affordable housing is also making it difficult for voucher participants to find affordable units to lease. Currently there are 158 people on the Section 8 waiting list and 685 on the public housing waiting list and the list continues to grow daily. The RRHA attributes the long waiting list for public housing due to the rent moratorium ending and more families facing eviction for nonpayment of rent.

The Round Rock Housing Authority realizes that their 88 units are in need of renovations. In order to help pay for the renovations, the Round Rock Housing Authority requested approval from HUD to allow repositioning and recently sold their twelve (12) scattered sites. The Round Rock Housing Authority (RRHA) has gotten approval for re-positioning of public housing from the U.S. Department of Housing and Urban Development. The profit from the sale of the twelve scattered sites along with lender financing, will allow the RRHA to renovate the existing 88 units at the three RRHA locations in Round Rock. The RRHA assisted the tenants that were living in the twelve scattered sites with relocation and related moving expenses.

### **Actions taken to encourage public housing residents to become more involved in**

## **management and participate in homeownership**

In hopes to promote homeownership, The Round Rock Housing Authority offered the sale of the twelve scattered sites to the tenants occupying them. One tenant purchased the home they were living in.

The City of Round Rock CDBG staff encourages the RRHA to provide their residents with credit counseling /education classes and information on the agencies that assist with down payment assistance for first time homebuyers.

The Round Rock Housing authority has recently extended its board of commissioners from five to seven members. This has increased the number of resident commissioners from one to two.

RRHA works closely with residents to recruit commissioners as they are needed. RRHA tries to encourage residents to become involved with services/programs which are offered. However, since COVID there has been limited participation.

City staff provides support to the RRHA by attending their monthly board meetings, and by appointing board members when needed. City staff stays informed of the needs of the RRHA and their clients and offers assistance as needed.

## **Actions taken to provide assistance to troubled PHAs**

The Round Rock Housing Authority continues to hold a "High Performer" status under HUD's Section Management Assessment Program (SEMAP); therefore, it is not designated as a "troubled" agency.

## **CR-35 - Other Actions 91.220(j)-(k); 91.320(i)-(j)**

**Actions taken to remove or ameliorate the negative effects of public policies that serve as barriers to affordable housing such as land use controls, tax policies affecting land, zoning ordinances, building codes, fees and charges, growth limitations, and policies affecting the return on residential investment. 91.220 (j); 91.320 (i)**

To remove or ameliorate the negative effects of public policies that serve as barriers to affordable housing the City of Round Rock has adopted a housing policy in the Round Rock 2030 Comprehensive Plan. This policy enables a mixture of housing types within the city to meet all residents' needs and preferences through all stages of life.

**Policy Description:** Most of the city's housing stock exists in a conventional suburban form with separate residential subdivisions containing single-family homes or standalone apartment complexes. Currently, low-density single-use neighborhoods occupy significant amounts of land in the city and require the use of a personal vehicle to access employment and services. Based on public input received, housing affordability was a main concern of stakeholders. Certain housing types in the city have been identified as missing in Round Rock, such as smaller-scale multifamily developments. Other types of housing, such as senior living, were identified to address the changing needs of residents over their lifetimes so they can continue to live in Round Rock.

### **Implementation Strategies:**

- Strive to limit two-and three-story walk-up multifamily units to 20% of the housing stock to the extent feasible, except when located in mixed- and multi-use areas.
- Examine tools to provide incentives for specific dwelling types that do not currently exist in Round Rock or where more units are desired.
- Provide information regarding affordable housing initiatives and programs available to Round Rock residents.
- Examine parking and garage requirements for all residential types.
- Consider amendments to the small lot requirements of the Round Rock Development Code or the creation of a new zoning district to facilitate more affordable single-family homes
- Research best planning practices concerning tiny homes and other housing trends to consider integration into the Round Rock Development Code.
- Explore policies for allowing accessory dwelling units in neighborhoods including specific criteria and design features except where prohibited by homeowners associations.
- Examples might include low-density townhomes and multifamily integrated into neighborhoods, multiple units on one lot, identification of corridors where condominium arrangements are small detached or attached units, high rise multifamily in mixed-use developments, and small lot single-family neighborhoods with special parking requirements.

## Housing Demands

Meeting Housing DemandsA new SF-3 (Single Family - Mixed) zoning district has been implemented for new subdivisions to encourage a variety of single-family lot sizes and price points within a single development. The minimum lot size is 5,000 square feet, which is smaller than what was previously permitted in Round Rock. A ratio of larger lots (6,500 sf minimum and 10,000 sf minimum) are also required to be interspersed throughout the subdivision, creating neighborhoods with a wider variety of home sizes and price points. Recently, the City of Round Rock has approved a Single Family Mixed Lot (SF-3) amendment which allows for a separate unit within the single family footprint that has its own kitchen. It's called Next Gen housing and most likely for elderly parents or adult children who are struggling to afford their own housing. The SF-3 zoning district has proved a popular option with developers. Since adoption, over 850 undeveloped acres were zoned SF-3. Since 2015, nine condominium projects consisting of single-family houses on a common lot have been approved as Planned Unit Developments (PUDs). Additionally, several townhome projects have been approved. These projects have demonstrated demand for a new type of housing for Round Rock which are smaller owner-occupied single-family units with exterior maintenance performed by a condominium association. Increased density and less land consumed by public infrastructure results in lower development costs. With this housing product, developers have been able to deliver new housing units at a more affordable price than houses in conventional subdivisions. In addition to a continuing concern for greater housing unit variety, public input for Round Rock 2030 also revealed significant concerns about housing affordability, referring to the price point of market rate housing rather than subsidized housing. This is a change from the concern expressed in the 2010 Comprehensive Plan that too much of the city's housing stock consisted of inexpensive starter homes. Concerns about housing affordability and lack of availability of certain housing types are often common in high-growth areas. The need for intermediately-sized and priced housing that falls between single-family houses and large apartment complexes is frequently referred to as the missing middle. Planning policy experts are currently experimenting with ways to encourage more missing middle housing. The popularity of single-family garden style residential in Round Rock indicates a demand for smaller, lower maintenance, and affordable housing. Challenges in the next decade include both expanding the range of housing forms constructed and widening the mix of unit types within a subdivision. For example, a new zoning district similar to SF-3 might also allow duplexes and bungalow courts. The city should investigate ways to diversify housing types in existing subdivisions, such as allowing accessory dwelling units. With an increased demand for smaller single-family homes, best practices should also be investigated for single-family houses with shared parking, tiny houses, row houses, and bungalow courts.

### **Actions taken to address obstacles to meeting underserved needs. 91.220(k); 91.320(j)**

Despite efforts, there remain a number of significant obstacles to meeting underserved needs. The following obstacles to meeting these needs in Round Rock are: Population growth; High cost of housing; Cutbacks in state and federal funding for basic needs and the need for transportation to existing services and childcare exceed available resources to meet these needs. To address the population growth and the high cost of housing, the Round Rock Area Serving Center (RRASC) provides rent/mortgage, food

pantry and utility assistance to the low-to-moderate income residents of Round Rock. The City funded the RRASC for these programs with CDBG program year 2024 funds.

The following programs also help address the cutbacks in state and federal funding and the need for childcare and transportation to existing services:

Senior Access was provided with \$50,000 in General Fund money in the 2024 program year to provide door to door transportation to seniors to doctor appointments, pharmacies, grocery stores, to pay bills, and to social service agencies for services.

Foundation Community was awarded \$15,000 General Fund grant money in program year 2024 to provide free tax preparation for low to moderate income families.

Meals on Wheels was funded with \$16,334 in CDBG 2024 funds to provide warm meals to homebound and congregate seniors year-round.

Head Start is not funded with CDBG funds but provides affordable childcare to low-income and homeless families in Round Rock.

To meet the need for transportation the city has implemented a fixed route bus service which has been designed to provide access to employment, medical, shopping, and other services. Transportation is an extremely important link for the low income and minority populations for employment opportunities, education, medical and everyday needs. The fixed route also provides connections for travel between Austin and Round Rock. The fixed route is wheelchair accessible and provides half price fare for seniors and persons with disabilities. The city provides ADA paratransit services for anyone with a functional disability that prevents them from being able to utilize the fixed route bus system.

City Council has also passed an ordinance that allows Round Rock Transit to sell discount bus passes to non-profit and government agencies for the purpose of distributing the passes to low-income persons and families that meet the participation requirements.

The city also provides residents with the Guide to Affordable Housing in the Greater Austin Area. This guide is a tool for people seeking affordable rental housing in the Austing area that includes Round Rock. The guide contains general information on housing programs funded on the local, county, state and federal levels, as well as specific information about complexes participating in these programs. It contains lists and explanations of rental housing with rent restrictions, income-based rents and tenant income limits. The Guide to Affordable Housing is available at City Hall and also a link to the guide is provided on the CDBG webpage on the City website.

### **Actions taken to reduce lead-based paint hazards. 91.220(k); 91.320(j)**

Most of the housing stock in Round Rock was built post 1978. The City funded minor home repair in the

CDBG 2024 program year. The Home Repair Program has lead based paint policies and procedures in place to comply with the Residential Lead Based Paint Hazard Reduction Act of 1992 (Title X) and subsequent changes in September 1999. These procedures include notification, identification, and treatment (if necessary). Although most of the housing developments in Round Rock occurred after the use of the lead-based paint was banned, it is practice to include the Acknowledgement of Lead Based Paint Testing of Property Built Before 1978 form and the Protect your Family from Lead pamphlet as part of the minor home repair packet regardless if the homeowner lives in a home built prior to 1978 or not.

### **Actions taken to reduce the number of poverty-level families. 91.220(k); 91.320(j)**

During the CDBG 2024 program year the City of Round Rock took the following actions to reduce the number of poverty level families:

- City of Round Rock Community Development Division (CDBG) provided minor home repair for the low and very low-income residents in Round Rock. A total of four (4) households were assisted during the program year with repairs to include replacement of rot siding, roof, windows, fence, plumbing, electrical, mechanical, weatherization, and ADA improvements. This is an on-going project that will continue into the program year 2025-2026.
- Round Rock Area Serving Center was funded with CDBG program year 2024 funds to provide rent and mortgage assistance and access to their food pantry. A total of 995 unduplicated low to moderate income Round Rock households received services with CDBG funds at the Serving Center (120 served with rent/mortgage and 875 served with food).

### **Actions taken to develop institutional structure. 91.220(k); 91.320(j)**

Executive implementation of the Consolidated Plan involves a variety of agencies. Collaboration and coordination between agencies is important to ensuring that the needs in the community are addressed. The key agencies involved are described below:

- Williamson County and Cities Health District (WCCHD)-offers a variety of services including alcohol and drug testing, WIC, family assistance, public health services, senior services, emergency services, and HIV testing and counseling.
- Round Rock Housing Authority (RRHA) administers the Housing Choice (Section 8) Voucher program. The City works closely with the RRHA regarding public housing issues.
- Opportunities for Williamson-Burnet Counties provides meals to seniors and affordable childcare to the low-to-moderate income families in Round Rock.
- Senior Access provides door to door as needed transportation to seniors.
- United Way continues working with people and organizations throughout Williamson County to build stronger communities and improve lives.

In addition to meeting with these agencies during the development of the consolidated plan the City

CDBG staff networks with these agencies and others by attending the Williamson County Non-Profit Networking Meetings the first Tuesday of every month at the Alan R. Baca Center. By attending these meetings CDBG staff can keep up and strengthen existing relationships with agencies and also get to know new agencies that are providing needed services in the area. This monthly meeting has allowed the development of institutional structure among social service agencies and will make it easy for the CDBG staff to promote CDBG public hearings and stakeholder meetings.

**Actions taken to enhance coordination between public and private housing and social service agencies. 91.220(k); 91.320(j)**

In order to increase the coordination between public and private housing and social service agencies the CDBG staff attends the following:

- Monthly Round Rock Housing Authority board meetings where the needs of public housing residents are discussed and addressed.
- Monthly Williamson County Non-Profit Networking Meetings where public and private housing providers and social service agencies attend to discuss the needs of the residents and how to close the gaps in Round Rock.
- Monthly Virtual Homeless Coalition Meetings where agencies that provide services to homeless and those at-risk of becoming homeless come to discuss how to meet the needs and how to work together to provide resources to this population.
- Meet with local realtors, public housing agencies, apartment managers and management companies to educate them on Fair Housing during Fair Housing Month in April.

**Identify actions taken to overcome the effects of any impediments identified in the jurisdictions analysis of impediments to fair housing choice. 91.520(a)**

The City of Round Rock was part of the Central Texas Joint Analysis of Impediments to Fair Housing (AI) study completed in 2019.

Primary findings in Round Rock:

Segregation and integration: Segregation and lack of access to economic opportunity persists in many areas of the region. Some residents still face barriers to reaching their economic potential and residents of certain races, ethnicities, disability status, and household characteristics are more affected than others. The good news is that these barriers are lowest in Round Rock than the other entities that participated in the Central Texas AI study.

- Resident diversity. Of all the jurisdictions represented in the AI, the City of Round Rock best represents resident diversity in race, ethnicity, and national origin.
- Family poverty. Overall, in the region, African American and Hispanic families have much higher rates of poverty than Non-Hispanic White and Asian Families.

- Segregation. Round Rock also has a relatively low segregation of residents by race, ethnicity, and disability.

### **Analysis of Impediments to fair housing choice**

ACTION: The City of Round Rock continued to allocate CDBG funds for infrastructure projects located in low-to-moderate income areas of the city. Funding these projects in these locations ensures that no one is deprived of access to neighborhood facilities because of their economic situation or their race, ethnicity, disability, familiar status, religion, or other protected classes. Disproportionate housing needs. Housing access differs among the jurisdictions in the Central Texas region, within jurisdictions, and among household groups. Where the differences appear to create negative outcomes for households, these are identified as disproportionate needs. The largest concerns in Round Rock include: Homeownership gap. The homeownership rate for Black/African households in Round Rock is 42 percent compared to 68 percent for Non-Hispanic White households. The rate is 50 percent for Hispanic households. According to the resident survey, many more residents in Round Rock could become homeowners if they had down payment assistance. ACTION: Concerns about housing affordability and lack of availability of certain housing types are often common in high-growth areas. The need for intermediately-sized and priced housing that falls between single-family houses and large apartment complexes is frequently referred to as the missing middle. Planning policy experts are currently experimenting with ways to encourage more missing middle housing. The popularity of single-family garden style residential in Round Rock indicates a demand for smaller, lower maintenance, and affordable housing.



## **CR-40 - Monitoring 91.220 and 91.230**

**Describe the standards and procedures used to monitor activities carried out in furtherance of the plan and used to ensure long-term compliance with requirements of the programs involved, including minority business outreach and the comprehensive planning requirements**

The City of Round Rock has developed a monitoring system that includes monitoring policies, procedures and standards to ensure that all activities carried out with the CDBG funds are done so in a timely manner in accordance with federal monitoring requirements, and all other applicable laws, regulations, policies and sound management and accounting practices including all the requirements of 24 CFR 570.502, 2 CFR 200.238, 2 CFR 200.331 (d) and any other applicable federal requirements.

Subrecipients are monitored to ensure that they have implemented and administered their CDBG funded activities according to applicable Federal Requirements. Particular attention is paid to compliance with eligible and national objective requirements. Other areas emphasized are the financial management systems, internal controls, procurement practices and compliance with civil rights requirements.

When applicable, subrecipients are required to submit copies of paid receipts, timesheets, income documentation, client data and self-certification of income forms with their monthly requests for reimbursement. This information is used to determine the number of unduplicated beneficiaries. Monthly reports were submitted by each subrecipient so staff could monitor the progress of each activity, provide technical assistance or consultation when needed to ensure that all objectives are met.

Subrecipients are evaluated and scored for risk level with a risk assessment yearly before the on-site monitoring visits are conducted. On-site monitoring consists of a 5-step process:

1. Notification Letter
2. Entrance Conference
3. Documentation, Data Acquisition and Analysis
4. Exit Conference
5. Follow-up Monitoring Letter and Report

The on-site monitoring will evaluate program administration and regulatory compliance to include the following:

- Conformance to Subrecipient Agreement
- Record Keeping Systems
- Financial Management Systems
- Insurance

- Procurement Procedures
- Equipment
- Non-Discrimination and Actions to Further Fair Housing

### **Citizen Participation Plan 91.105(d); 91.115(d)**

**Describe the efforts to provide citizens with reasonable notice and an opportunity to comment on performance reports.**

In order to provide citizens with a reasonable notice and an opportunity to comment on the CAPER, a Notice of Public Hearing was published in the Round Rock Leader on November 28, 2025, in English and Spanish. The notices were also posted on the City bulletin at city hall on November 26, 2025 as well as on the city website. The public hearing on the CAPER was held on December 18, 2025 before the city council. The public was given 18 days to comment either in person or in writing from December 1, 2025, to December 19, 2025. No comments were received. The public hearing was held at council chambers which is accessible to persons with disabilities. The city is committed to compliance with the Americans with Disabilities Act and Section 504 of the Rehabilitation Act of 1973, as amended. Reasonable modifications and equal access to communications can always be provided upon request and is noted in the notices. City staff was present and available at the public hearing to translate for persons with limited English proficiency.

### **CR-45 - CDBG 91.520(c)**

**Specify the nature of, and reasons for, any changes in the jurisdiction's program objectives and indications of how the jurisdiction would change its programs as a result of its experiences.**

During the 2024-2025 program year there were no changes in the jurisdiction's program objectives. The City of Round Rock did not have any CDBG projects or activities that generated any program income.

The City of Round Rock did not have any open Brownfields Economic Development Initiatives Grants (BEDI) during this program year therefore there are no BEDI accomplishments or program outcomes to report in this CAPER report. Currently the City of Round Rock does not have any Section 108 loans.

**Does this Jurisdiction have any open Brownfields Economic Development Initiative (BEDI) grants?**

No

**[BEDI grantees] Describe accomplishments and program outcomes during the last year.**

**CR-45 - CDBG 91.520(c)**

**Specify the nature of, and reasons for, any changes in the jurisdiction's program objectives and indications of how the jurisdiction would change its programs as a result of its experiences.**

During the 2024-2025 program year there were no changes in the jurisdiction's program objectives. The City of Round Rock did not have any CDBG projects or activities that generated any program income.

The City of Round Rock did not have any open Brownfields Economic Development Initiatives Grants (BEDI) during this program year therefore there are no BEDI accomplishments or program outcomes to report in this CAPER report. Currently the City of Round Rock does not have any Section 108 loans.

**Does this Jurisdiction have any open Brownfields Economic Development Initiative (BEDI) grants?**

No

**[BEDI grantees] Describe accomplishments and program outcomes during the last year.**

## CR-58 – Section 3

Identify the number of individuals assisted and the types of assistance provided

Total Labor Hours	CDBG	HOME	ESG	HOPWA	HTF
Total Number of Activities	1	0	0	0	0
Total Labor Hours	14,560				
Total Section 3 Worker Hours	10,920				
Total Targeted Section 3 Worker Hours	10,920				

**Table 8 – Total Labor Hours**

Qualitative Efforts - Number of Activities by Program	CDBG	HOME	ESG	HOPWA	HTF
Outreach efforts to generate job applicants who are Public Housing Targeted Workers	0				
Outreach efforts to generate job applicants who are Other Funding Targeted Workers.	0				
Direct, on-the job training (including apprenticeships).	0				
Indirect training such as arranging for, contracting for, or paying tuition for, off-site training.	0				
Technical assistance to help Section 3 workers compete for jobs (e.g., resume assistance, coaching).	0				
Outreach efforts to identify and secure bids from Section 3 business concerns.	1				
Technical assistance to help Section 3 business concerns understand and bid on contracts.	0				
Division of contracts into smaller jobs to facilitate participation by Section 3 business concerns.	0				
Provided or connected residents with assistance in seeking employment including: drafting resumes, preparing for interviews, finding job opportunities, connecting residents to job placement services.	0				
Held one or more job fairs.	0				
Provided or connected residents with supportive services that can provide direct services or referrals.	0				
Provided or connected residents with supportive services that provide one or more of the following: work readiness health screenings, interview clothing, uniforms, test fees, transportation.	0				
Assisted residents with finding child care.	0				
Assisted residents to apply for, or attend community college or a four year educational institution.	0				
Assisted residents to apply for, or attend vocational/technical training.	0				
Assisted residents to obtain financial literacy training and/or coaching.	0				
Bonding assistance, guaranties, or other efforts to support viable bids from Section 3 business concerns.	0				
Provided or connected residents with training on computer use or online technologies.	0				
Promoting the use of a business registry designed to create opportunities for disadvantaged and small businesses.	1				
Outreach, engagement, or referrals with the state one-stop system, as designed in Section 121(e)(2) of the Workforce Innovation and Opportunity Act.	0				

Other.	1				
--------	---	--	--	--	--

**Table 9 – Qualitative Efforts - Number of Activities by Program**

## Narrative

The City of Round Rock had one activity that required Section 3 compliance which was the Chisholm Valley Sidewalks Phase II Project (IDIS Activity #552).

## **Attachment**

### **CORR 2024 CAPER PUBLIC NOTICES**

## AVISO DE AUDIENCIA PÚBLICA

El Consejo Municipal de Round Rock celebrará un audiencia pública el Jueves 18 de Diciembre de 2025 a 5:00 en Council Chambers del Consejo Municipal de Round Rock situado en 221 East Main Street. El propósito de la audiencia es recibir comentarios públicos sobre el Consolidated Annual Performance & Evaluation Report (CAPER) 2024-2025.

La ciudad de Round Rock es obligado por el Departamento de vivienda y desarrollo urbano de los Estados Unidos para hacer un plan de desempeño anual disponible al público para examen y comentarlo para un período de al menos quince días. El CAPER 2024-2025 estará disponible desde el 1 de Diciembre de 2025 a través de 19 de Diciembre de 2025 a 5:00 para la revisión pública en la oficina de desarrollo comunitario, 221 East Main Street, Round Rock, Texas y ciudad de Round Rock sitio web en [www.roundrocktexas.gov](http://www.roundrocktexas.gov).

La ciudad de Round Rock se compromete al cumplimiento de las Americans with Disabilities Act (ADA) y la sección 504 de la Rehabilitation Act de 1973, enmendado. Modificaciones razonables y acceso igualitario a las comunicaciones se proporcionará a petición. Por favor llamar al 512-218-6643 (voz) o Relay Texas en 1-800-735-2989 (TDD) asistencia. Un intérprete de lengua de señas, por favor llame a Elizabeth Alvarado en 512-341-3328 por lo menos 4-5 días de antelación.

La ciudad no discrimina por discapacidad en la admisión o acceso o tratamiento o empleo en sus programas y actividades. Ciudad de Round Rock Departamento de recursos humanos ha sido designado como ADA, sección 504 oficina de la ciudad. Esta oficina se encuentra en 221 E. Main Street, 1º piso del centro de negocios. Si usted tiene preguntas o quejas con respecto a sus derechos de ADA, sección 504, por favor llame a la ciudad de Round Rock Departamento de recursos humanos a Michael Bennett en (512) 218-6643. Esta publicación está disponible en formatos alternativos. Por favor llamar al (512) 341-3328 (voz) asistencia.

### CERTIFICACIÓN DE REGISTRO

*Certifica que este aviso de audiencia pública fue publicado este día 24 de Noviembre 2025 a 5:00 como se requiere por ley de acuerdo con la sección 551.043 del código de gobierno de Texas.*

  
Ann Franklin, Secretario Municipal



#### NOTICE OF PUBLIC HEARING

A public hearing will be held by the Round Rock City Council on Thursday, December 18, 2025, at 5:00 p.m. at the Round Rock City Council Chambers located at 221 East Main Street. The purpose of the hearing is to receive public comments concerning the 2024-2025 Consolidated Annual Performance Evaluation Report (CAPER).

The City of Round Rock is required by the U.S. Department of Housing and Urban Development to make an annual performance evaluation plan available to the public for examination and comment for a period of at least fifteen days. The 2024-2025 CAPER will be available from December 1, 2025 through December 19, 2025 at 5 p.m. for public review in the Office of Community Development, 221 East Main Street, Round Rock, TX, and on the City of Round Rock Website at [www.roundrocktexas.gov](http://www.roundrocktexas.gov).

The City of Round Rock is committed to compliance with the Americans with Disabilities Act (ADA) and Section 504 of the Rehabilitation Act of 1973, as amended. Reasonable modifications and equal access to communications will be provided upon request. Please call 218-6643 (voice) or Relay Texas at 1-800-735-2989 (TDD) for assistance. For a sign language interpreter, please call Elizabeth Alvarado at 512-341-3328 at least 4-5 days in advance.

The City does not discriminate on the basis of disability in the admission or access to, or treatment or employment in, its programs and activities. The City of Round Rock Human Resources Department has been designated as the City's ADA/Section 504 Office. This office is located at 221 E. Main Street, 1<sup>st</sup> Floor of the Business Center. If you have any questions or complaints regarding your ADA/Section 504 rights, please call Michael Bennett, Risk Manager at (512) 218-6643. This publication is available in alternative formats. Please call (512) 341-3328 (voice) for assistance.

#### POSTING CERTIFICATION

I certify that this notice of a public hearing was posted on this 24th day of November 2025 at 5:00 p.m. as required by law in accordance with Section 551.043 of the Texas Government Code.



Ann Franklin, City Clerk

# CORR 2024 CAPER PR26 REPORTS

	Office of Community Planning and Development	DATE: 11-14-23
	U.S. Department of Housing and Urban Development	TITLE: 10-23
	Integrated Disclosure and Information System	PAGE: 1
	PR26 - CDBG Financial Summary Report	
	Program Year 2024	
	ROUND ROCK, TX	

<b>PART I: SUMMARY OF CDBG RESOURCES</b>	
01 UNEXPENDED FUNDS (LINE 1) MINUS PREVIOUS PROGRAM YEAR	751,010.00
02 ENTITLEMENT GRANT	642,233.00
03 SURPLUS URBAN RENEWAL	0.00
04 SECTION 108 GUARANTEE FUND FUNDS	0.00
05 CURRENT YEAR PROGRAM INCOME	0.00
05a CURRENT YEAR SECTION 108 PROGRAM INCOME (FROM 917B)	0.00
06 FUNDS RETURNED TO THE LINE-OF-CREDIT	0.00
06a FUNDS RETURNED TO THE LOCAL CDBG ACCOUNT	0.00
07 ADJUSTMENT TO COMPUTE TOTAL AVAILABLE	0.00
08 TOTAL AVAILABLE (SUM, LINES 01-07)	1,393,243.00
<b>PART II: SUMMARY OF CDBG EXPENDITURES</b>	
09 DISBURSEMENTS OTHER THAN SECTION 108 REPAYMENTS AND PLANNING/ADMINISTRATION	398,035.96
10 ADJUSTMENT TO COMPUTE TOTAL AMOUNT SUBJECT TO LOW/MOD BENEFIT	0.00
11 AMOUNT SUBJECT TO LOW/MOD BENEFIT (LINE 09 + LINE 10)	398,035.96
12 DISBURSED D: DIS FOR PLANNING/ADMINISTRATION	128,116.00
13 DISBURSED D: DIS FOR SECTION 108 REPAYMENTS	0.00
14 ADJUSTMENT TO COMPUTE TOTAL EXPENDITURES	0.00
15 TOTAL EXPENDITURES (SUM, LINES 11-14)	516,151.96
16 UNEXPENDED BALANCE (LINE 08 - LINE 15)	877,091.04
<b>PART III: LOW/MOD BENEFIT THIS REPORTING PERIOD</b>	
17 EXPENDED FOR LOW/MOD HOUSING IN SPECIAL AREAS	0.00
18 EXPENDED FOR LOW/MOD MULTI-UNIT HOUSING	0.00
19 DISBURSED FOR OTHER LOW/MOD ACTIVITIES	398,035.96
20 ADJUSTMENT TO COMPUTE TOTAL LOW/MOD CREDIT	0.00
21 TOTAL LOW/MOD CREDIT (SUM, LINES 17-20)	398,035.96
22 PERCENT LOW/MOD CREDIT (LINE 21/LINE 11)	100.00%
<b>LOW/MOD BENEFIT FOR MULTI-YEAR CERTIFICATIONS</b>	
23 PROGRAM YEARS (PY) COVERED BY CERTIFICATION	PY: PY: PY:
24 CUMULATIVE NET EXPENDITURES SUBJECT TO LOW/MOD BENEFIT CALCULATION	0.00
25 CUMULATIVE EXPENDITURES BENEFITING LOW/MOD PERSONS	0.00
26 PERCENT BENEFIT TO LOW/MOD PERSONS (LINE 25/LINE 24)	0.00%
<b>PART IV: PUBLIC SERVICE (PS) CAP CALCULATIONS</b>	
27 DISBURSED BY DIS FOR PUBLIC SERVICES	36,314.00
28 PS UNLIQUIDATED OBLIGATIONS AT END OF CURRENT PROGRAM YEAR	0.00
29 PS UNLIQUIDATED OBLIGATIONS AT END OF PREVIOUS PROGRAM YEAR	0.00
30 ADJUSTMENT TO COMPUTE TOTAL PS OBLIGATIONS	0.00
31 TOTAL PS OBLIGATIONS (LINE 27 + LINE 28 - LINE 29 + LINE 30)	36,314.00
32 ENTITLEMENT GRANT	642,233.00
33 PRIOR YEAR PROGRAM INCOME	0.00
34 ADJUSTMENT TO COMPUTE TOTAL SUBJECT TO PS CAP	0.00
35 TOTAL SUBJECT TO PS CAP (SUM, LINES 31-34)	642,233.00
36 PERCENT FUNDS OBLIGATED FOR PS ACTIVITIES (LINE 31/LINE 35)	5.65%
<b>PART V: PLANNING AND ADMINISTRATION (PA) CAP</b>	
37 DISBURSED BY DIS FOR PLANNING/ADMINISTRATION	128,116.00
38 PA UNLIQUIDATED OBLIGATIONS AT END OF CURRENT PROGRAM YEAR	0.00
39 PA UNLIQUIDATED OBLIGATIONS AT END OF PREVIOUS PROGRAM YEAR	0.00
40 ADJUSTMENT TO COMPUTE TOTAL PA OBLIGATIONS	0.00
41 TOTAL PA OBLIGATIONS (LINE 37 + LINE 38 - LINE 39 + LINE 40)	128,116.00
42 ENTITLEMENT GRANT	642,233.00
43 CURRENT YEAR PROGRAM INCOME	0.00
44 ADJUSTMENT TO COMPUTE TOTAL SUBJECT TO PA CAP	0.00
45 TOTAL SUBJECT TO PA CAP (SUM, LINES 41-44)	642,233.00
46 PERCENT FUNDS OBLIGATED FOR PA ACTIVITIES (LINE 41/LINE 45)	20.00%

**LINE 17 DETAIL: ACTIVITIES TO CONSIDER IN DETERMINING THE AMOUNT TO ENTER ON LINE 17**

No data returned for this view. This might be because the applied filter excludes all data.

**LINE 18 DETAIL: ACTIVITIES TO CONSIDER IN DETERMINING THE AMOUNT TO ENTER ON LINE 18**

No data returned for this view. This might be because the applied filter excludes all data.

**LINE 19 DETAIL: ACTIVITIES INCLUDED IN THE COMPUTATION OF LINE 19**

Plan Year	2023 Project	2023 Activity	Voucher Number	Activity Name	Matrix Code	National Objective	Dollar Amount
2023	1	560	7022617	Bowman Park Improvements Phase II	03F	UNA	\$155,623.00
					03F	Matrix Code	\$155,623.00
2021	3	552	0361607	Critchfield Valley Sidewalks Phase II	03L	UNA	\$43,407.00
					03L	Matrix Code	\$43,407.00
2024	1	557	0964202	Wheels on Wheels	05A	LNC	\$5,814.88
2024	1	557	7008054	Wheels on Wheels	05A	LNC	\$1,814.88
2024	1	557	7007575	Wheels on Wheels	05A	LNC	\$1,814.88
2024	1	557	7007527	Wheels on Wheels	05A	LNC	\$1,814.88
2024	1	557	7004100	Wheels on Wheels	05A	LNC	\$1,814.88
2024	1	557	7044500	Wheels on Wheels	05A	LNC	\$1,814.88
2024	1	557	7009045	Wheels on Wheels	05A	LNC	\$1,814.88
					05A	Matrix Code	\$16,534.00
2024	1	554	0917676	State of Williamson County 2024	05N	LNC	\$0,272.00
2024	1	554	0904417	State of Williamson County 2024	05N	LNC	\$0,272.00
2024	1	554	0910194	State of Williamson County 2024	05N	LNC	\$0,272.00
2024	1	554	0910195	State of Williamson County 2024	05N	LNC	\$0,272.00
2024	1	554	0910197	State of Williamson County 2024	05N	LNC	\$0,272.00
2024	1	554	0910198	State of Williamson County 2024	05N	LNC	\$0,272.00
2024	1	554	0904410	State of Williamson County 2024	05N	LNC	\$0,272.00
2024	1	554	0917676	State of Williamson County 2024	05N	LNC	\$0,272.00
					05N	Matrix Code	\$0,000.00
2024	1	556	6070667	RRASC Housing Assistance Program	09J	RRP	\$13,500.00
2024	1	556	6002093	RRASC Housing Assistance Program	09J	RRP	\$5,500.00
2024	1	556	0907575	RRASC Housing Assistance Program	09J	RRP	\$11,000.00
					09J	Matrix Code	\$30,000.00
2024	1	553	6063067	RRASC Food Pantry CDBG 2021	09W	RRP	\$5,525.14
2024	1	553	6079557	RRASC Food Pantry CDBG 2021	09W	RRP	\$14,440.70
2024	1	553	6002093	RRASC Food Pantry CDBG 2021	09W	RRP	\$1,250.12
2024	1	553	7037578	RRASC Food Pantry CDBG 2021	09W	RRP	\$5,585.46
2024	1	553	7022527	RRASC Food Pantry CDBG 2021	09W	RRP	\$2,180.00
					09W	Matrix Code	\$30,000.00
2024	1	558	7026437	CDBG Hm Rm 917 Heritage Springs Trail	14A	RRP	\$16,188.00
2024	1	558	7026440	CDBG Hm Rm 917 Heritage Springs Trail	14A	RRP	\$5,908.00
2024	1	559	7026437	CDBG Hm Rm 515 Chatham Valley Drive	14A	RRP	\$12,601.00
2024	1	559	7026437	CDBG Hm Rm 515 Chatham Valley Drive	14A	RRP	\$12,108.00
2024	1	561	7024396	2130 Jasmine Path Home Repair	14A	RRP	\$18,100.00
2024	1	561	7020540	2130 Jasmine Path Home Repair	14A	RRP	\$1,600.00
2024	1	562	7020540	Pump Repair 603 Barkman Lane	14A	RRP	\$10,156.00
2024	1	562	7027592	Pump Repair 603 Barkman Lane	14A	RRP	\$14,980.00
2024	1	562	7024100	Pump Repair 603 Barkman Lane	14A	RRP	\$1,185.00
					14A	Matrix Code	\$32,871.00
<b>Total</b>							<b>\$388,036.86</b>

**LINE 27 DETAIL: ACTIVITIES INCLUDED IN THE COMPUTATION OF LINE 27**



## LINE 37 DETAIL: ACTIVITIES INCLUDED IN THE COMPUTATION OF LINE 37

[illegible]



	Office of Community Planning and Development	DATE:	11-14-25
	U.S. Department of Housing and Urban Development	TIME:	11:10
	Integrated Disbursement and Information System	PAGE:	1
	PR26 - CDBG-CV Financial Summary Report ROUND ROCK, TX		

<b>PART I: SUMMARY OF CDBG-CV RESOURCES</b>	
01 CDBG-CV GRANT	1,086,162.00
02 FUNDS RETURNED TO THE LINE OF CREDIT	0.00
03 FUNDS RETURNED TO THE LOCAL CDBG ACCOUNT	0.00
04 TOTAL CDBG-CV FUNDS AWARDED	1,086,162.00
<b>PART II: SUMMARY OF CDBG-CV EXPENDITURES</b>	
05 DISBURSEMENTS OTHER THAN SECTION 108 REPAYMENTS AND PLANNING/ADMINISTRATION	986,372.31
06 DISBURSED IN IDIS FOR PLANNING/ADMINISTRATION	0.00
07 DISBURSED IN IDIS FOR SECTION 108 REPAYMENTS	0.00
08 TOTAL EXPENDITURES (SUM, LINES 05 - 07)	986,372.31
09 UNEXPENDED BALANCE (LINE 04 - LINES )	19,789.69
<b>PART III: LOW/MOD BENEFIT FOR THE CDBG-CV GRANT</b>	
10 EXPENDED FOR LOW/MOD HOUSING IN SPECIAL AREAS	0.00
11 EXPENDED FOR LOW/MOD MULTIFAMILY HOUSING	0.00
12 DISBURSED FOR OTHER LOW/MOD ACTIVITIES	986,372.31
13 TOTAL LOW/MOD CREDIT (SUM, LINES 10 - 12)	986,372.31
14 AMOUNT SUBJECT TO LOW/MOD BENEFIT (LINE 05)	986,372.31
15 PERCENT LOW/MOD CREDIT (LINE 13/LINE 14)	100.00%
<b>PART IV: PUBLIC SERVICE (PS) CALCULATIONS</b>	
16 DISBURSED IN IDIS FOR PUBLIC SERVICES	986,372.31
17 CDBG-CV GRANT	1,086,162.00
18 PERCENT OF FUNDS DISBURSED FOR PS ACTIVITIES (LINE 16/LINE 17)	90.82%
<b>PART V: PLANNING AND ADMINISTRATION (PA) CAP</b>	
19 DISBURSED IN IDIS FOR PLANNING/ADMINISTRATION	0.00
20 CDBG-CV GRANT	1,086,162.00
21 PERCENT OF FUNDS DISBURSED FOR PA ACTIVITIES (LINE 19/LINE 20)	0.00%



**LINE 10 DETAIL: ACTIVITIES TO CONSIDER IN DETERMINING THE AMOUNT TO ENTER ON LINE 10**

No data returned for this view. This might be because the applied filter excludes all data.

**LINE 11 DETAIL: ACTIVITIES TO CONSIDER IN DETERMINING THE AMOUNT TO ENTER ON LINE 11**

No data returned for this view. This might be because the applied filter excludes all data.

**LINE 12 DETAIL: ACTIVITIES INCLUDED IN THE COMPUTATION OF LINE 12**

Plan Year	IDIS Project	IDIS Activity	Voucher Number	Activity Name	Matrix Code	National Objective	Drawn Amount
2019	7	526	6654938	Senior iPad Program	05A	LMC	\$5,512.00
			6676970	Senior iPad Program	05A	LMC	\$20,353.60
			6686140	Senior iPad Program	05A	LMC	\$7,522.20
			6693399	Senior iPad Program	05A	LMC	\$5,460.00
			6718224	Senior iPad Program	05A	LMC	\$2,538.00
			6724027	Senior iPad Program	05A	LMC	\$2,279.40
			6771896	Senior iPad Program	05A	LMC	\$9,117.60
			6792890	Senior iPad Program	05A	LMC	\$9,117.60
			6824020	Senior iPad Program	05A	LMC	\$4,558.80
			6824222	Senior iPad Program	05A	LMC	\$2,279.40
			6866579	Senior iPad Program	05A	LMC	\$4,558.80
			6906479	Senior iPad Program	05A	LMC	\$6,838.20
			6948371	Senior iPad Program	05A	LMC	\$6,838.20
			6951832	Senior iPad Program	05A	LMC	\$9,117.60
			7007575	Senior iPad Program	05A	LMC	\$4,558.80
			7034100	Senior iPad Program	05A	LMC	\$6,838.20
			7057706	Senior iPad Program	05A	LMC	\$3,009.10
			7074729	Senior iPad Program	05A	LMC	\$3,853.97
			7083808	Senior iPad Program	05A	LMC	\$4,716.00
2020	1	499	6408672	RRASC Subsidence Payments	05Q	LMC	\$93,021.67
			6411807	RRASC Subsidence Payments	05Q	LMC	\$120,879.85
			6413422	RRASC Subsidence Payments	05Q	LMC	\$45,562.03
			6416229	RRASC Subsidence Payments	05Q	LMC	\$94,751.22
			6423011	RRASC Subsidence Payments	05Q	LMC	\$38,228.57
			6428233	RRASC Subsidence Payments	05Q	LMC	\$15,367.02
			6428236	RRASC Subsidence Payments	05Q	LMC	\$1,709.84
		509	6533153	RRASC Subsidence Payments CDBG-CV 3	05Q	LMC	\$47,798.95
			6540421	RRASC Subsidence Payments CDBG-CV 3	05Q	LMC	\$30,118.96
			6543621	RRASC Subsidence Payments CDBG-CV 3	05Q	LMC	\$73,834.29
			6550920	RRASC Subsidence Payments CDBG-CV 3	05Q	LMC	\$51,265.56
			6554620	RRASC Subsidence Payments CDBG-CV 3	05Q	LMC	\$101,084.11
			6554637	RRASC Subsidence Payments CDBG-CV 3	05Q	LMC	\$86,032.72
			6554642	RRASC Subsidence Payments CDBG-CV 3	05Q	LMC	\$55,363.49
			6572493	RRASC Subsidence Payments CDBG-CV 3	05Q	LMC	\$33,478.01
			6576377	RRASC Subsidence Payments CDBG-CV 3	05Q	LMC	\$19,251.81
<b>Total</b>							<b>\$988,372.31</b>

**LINE 16 DETAIL: ACTIVITIES INCLUDED IN THE COMPUTATION OF LINE 16**

Plan Year	IDIS Project	IDIS Activity	Voucher Number	Activity Name	Matrix Code	National Objective	Drawn Amount
2019	7	426	6554933	Senior iPad Program	05A	LMC	\$5,512.00
			6578971	Senior iPad Program	05A	LMC	\$20,353.80
			6893040	Senior iPad Program	05A	LMC	\$7,522.20
			6893099	Senior iPad Program	05A	LMC	\$5,400.00
			6718224	Senior iPad Program	05A	LMC	\$2,538.00
			6724627	Senior iPad Program	05A	LMC	\$2,279.40
			6771896	Senior iPad Program	05A	LMC	\$9,117.60
			6792930	Senior iPad Program	05A	LMC	\$9,117.60
			6824020	Senior iPad Program	05A	LMC	\$4,558.80
			6824222	Senior iPad Program	05A	LMC	\$2,279.40
			6866579	Senior iPad Program	05A	LMC	\$4,666.80
			6906473	Senior iPad Program	05A	LMC	\$5,338.20
			6945371	Senior iPad Program	05A	LMC	\$8,336.20
			6961832	Senior iPad Program	05A	LMC	\$9,117.60
			7007575	Senior iPad Program	05A	LMC	\$4,558.80
			7034100	Senior iPad Program	05A	LMC	\$5,336.20
			7057708	Senior iPad Program	05A	LMC	\$3,009.10
			7074726	Senior iPad Program	05A	LMC	\$3,883.97
			7083608	Senior iPad Program	05A	LMC	\$647.64
2020	1	498	6409672	RRASC Subsistence Payments	05Q	LMC	\$83,021.67
			6411807	RRASC Subsistence Payments	05Q	LMC	\$120,679.65
			6413422	RRASC Subsistence Payments	05Q	LMC	\$45,882.03
			6415225	RRASC Subsistence Payments	05Q	LMC	\$84,751.22
			6423011	RRASC Subsistence Payments	05Q	LMC	\$36,223.57
			6423233	RRASC Subsistence Payments	05Q	LMC	\$15,367.32
		509	6423236	RRASC Subsistence Payments	05Q	LMC	\$1,798.94
			6538153	RRASC Subsistence Payments COBG-CV 3	05Q	LMC	\$17,766.85
			6540421	RRASC Subsistence Payments COBG-CV 3	05Q	LMC	\$20,116.98
			6543621	RRASC Subsistence Payments COBG-CV 3	05Q	LMC	\$73,834.29
			6550820	RRASC Subsistence Payments COBG-CV 3	05Q	LMC	\$51,265.56
			6554820	RRASC Subsistence Payments COBG-CV 3	05Q	LMC	\$101,064.41
			6554637	RRASC Subsistence Payments COBG-CV 3	05Q	LMC	\$88,032.72
			6554642	RRASC Subsistence Payments COBG-CV 3	05Q	LMC	\$55,383.49
			6572460	RRASC Subsistence Payments COBG-CV 3	05Q	LMC	\$39,478.07
			6576377	RRASC Subsistence Payments COBG-CV 3	05Q	LMC	\$15,261.81
Total							\$985,572.31

**LINE 19 DETAIL: ACTIVITIES INCLUDED IN THE COMPUTATION OF LINE 19**

No data returned for this view. This might be because the applied filter excludes all data.

# CORR 2024 CAPER PR03 REPORT



U.S. Department of Housing and Urban Development  
Office of Community Planning and Development  
Integrated Disbursement and Information System  
CDBG Activity Summary Report (GPR) for Program Year 2024  
ROUND ROCK

Date: 14-Nov-2025  
Time: 10:16  
Page: 1

<b>PGM Year:</b>	2019				
<b>Project:</b>	0007 - Senior Services CDBG-CV 3				
<b>IDIS Activity:</b>	526 - Senior iPad Program				
<b>Status:</b>	Open	<b>Objective:</b>	Create suitable living environments		
<b>Location:</b>	216 E Main St Round Rock, TX 78664-5245	<b>Outcome:</b>	Availability/accessibility		
		<b>Matrix Code:</b>	Senior Services (05A)	<b>National Objective:</b>	LMC

Activity to prevent, prepare for, and respond to Coronavirus: Yes

Initial Funding Date: 07/08/2022

## Description:

CDBG-CV3 funds will be used to fund the Senior iPad Program which will provide Ipads and wifi service to seniors.

This will help keep seniors safe at home from COVID 19.

By providing seniors a device with internet access and pre-loading applications that will allow them to shop from home, read books online, access teledoc and research and keep up to date on the latest news and information on the COVID 19 virus will help prevent, prepare for and respond to coronavirus.

## Financing

	Fund Type	Grant Year	Grant	Funded Amount	Drawn In Program Year	Drawn Thru Program Year
CDBG	EN	2020	B20MW480514	\$114,739.31	\$18,707.71	\$114,739.31
<b>Total</b>	<b>Total</b>			<b>\$114,739.31</b>	<b>\$18,707.71</b>	<b>\$114,739.31</b>

## Proposed Accomplishments

People (General) : 60

## Actual Accomplishments

Number assisted:

	Owner		Renter		Total		Person	
	Total	Hispanic	Total	Hispanic	Total	Hispanic	Total	Hispanic
White:	0	0	0	0	0	0	34	12
Black/African American:	0	0	0	0	0	0	8	0
Asian:	0	0	0	0	0	0	5	0
American Indian/Alaskan Native:	0	0	0	0	0	0	0	0
Native Hawaiian/Other Pacific Islander:	0	0	0	0	0	0	0	0
American Indian/Alaskan Native & White:	0	0	0	0	0	0	0	0
Asian White:	0	0	0	0	0	0	0	0
Black/African American & White:	0	0	0	0	0	0	0	0
American Indian/Alaskan Native & Black/African American:	0	0	0	0	0	0	0	0
Other multi-racial:	0	0	0	0	0	0	13	0
Asian/Pacific Islander:	0	0	0	0	0	0	0	0

PR03 - ROUND ROCK

Page: 1 of 28





U.S. Department of Housing and Urban Development  
Office of Community Planning and Development  
Integrated Disbursement and Information System  
CDBG Activity Summary Report (GPR) for Program Year 2024  
ROUND ROCK

Date: 14-Nov-2025  
Time: 10:16  
Page: 2

Hispanic:	0	0	0	0	0	0	0	0
<b>Total:</b>	<b>0</b>	<b>0</b>	<b>0</b>	<b>0</b>	<b>0</b>	<b>0</b>	<b>60</b>	<b>12</b>
Female-headed Households:	0		0		0			
Income Category:								
Owner	Renter	Total		Person				
Extremely Low	0	0	0	0				
Low Mod	0	0	0	60				
Moderate	0	0	0	0				
Non Low Moderate	0	0	0	0				
Total	0	0	0	60				
Percent Low/Mod				100.0%				

Annual Accomplishments

Years	Accomplishment Narrative	# Benefitting
2020		



U.S. Department of Housing and Urban Development  
Office of Community Planning and Development  
Integrated Disbursement and Information System  
CDBG Activity Summary Report (GPR) for Program Year 2024  
ROUND ROCK

Date: 14-Nov-2025  
Time: 10:16  
Page: 3

PGM Year:	2022				
Project:	0009 - Settlement Park Improvements				
IDIS Activity:	535 - Settlement Park				
Status:	Completed 12/6/2024 12:00:00 AM	Objective:	Create suitable living environments		
Location:	1404 David Curry Dr Round Rock, TX 78664-2372	Outcome:	Availability/accessibility		
		Matrix Code:	Parks, Recreational Facilities (03F)	National Objective:	LMA

Activity to prevent, prepare for, and respond to Coronavirus: No

Initial Funding Date: 03/10/2023

Description:

Improvements at Settlement Park to include replacing aging site amenities, miscellaneous concrete and masonry repairs, playground replacement, miscellaneous basketball court improvements.

1844 households assisted.2640 purchase of quarry stones to be installed by city staff

Financing

	Fund Type	Grant Year	Grant	Funded Amount	Drawn In Program Year	Drawn Thru Program Year
CDBG	EN	2022	B22MC480514	\$199,073.88	\$0.00	\$199,073.88
Total	Total			\$199,073.88	\$0.00	\$199,073.88

Proposed Accomplishments

Public Facilities : 1

Total Population in Service Area: 4,305

Census Tract Percent Low / Mod: 61.44

Annual Accomplishments

Years	Accomplishment Narrative	# Benefitting
2022	1st payment \$2,640 quarry stones to be installed by city staff 2nd payment \$5,626 for replacement of fence at basketball court 3rd payment \$5,115 for resurfacing basketball court 4th payment \$5692.88 for purchase of picnic tables, trash bins payment for purchase and installation of playground \$180,000	



U.S. Department of Housing and Urban Development  
Office of Community Planning and Development  
Integrated Disbursement and Information System  
CDBG Activity Summary Report (GPR) for Program Year 2024  
ROUND ROCK

Date: 14-Nov-2025  
Time: 10:16  
Page: 4

**PGM Year:** 2023  
**Project:** 0001 - City of Round Rock Program Administration  
**IDIS Activity:** 543 - CORR PROGRAM ADMINISTRATION  
**Status:** Completed 10/28/2024 12:00:00 AM  
**Location:** ,

**Objective:**  
**Outcome:**  
**Matrix Code:** General Program Administration (21A) **National Objective:**

**Activity to prevent, prepare for, and respond to Coronavirus:** No

**Initial Funding Date:** 11/17/2023

**Description:**

CDBG funds will be used for the oversight and administration of the CDBG program to include reimbursement to the City of Round Rock for staff salaries, travel, mileage, training and conference fees, supplies, legal fees, public notices published in the local newspaper and other program related expenses.

**Financing**

	Fund Type	Grant Year	Grant	Funded Amount	Drawn In Program Year	Drawn Thru Program Year
CDBG	EN	2023	B23MC480514	\$125,441.91	\$0.00	\$125,441.91
<b>Total</b>	<b>Total</b>			<b>\$125,441.91</b>	<b>\$0.00</b>	<b>\$125,441.91</b>

**Proposed Accomplishments**

**Actual Accomplishments**

*Number assisted:*

	<b>Owner</b>		<b>Renter</b>		<b>Total</b>		<b>Person</b>	
	Total	Hispanic	Total	Hispanic	Total	Hispanic	Total	Hispanic
White:					0	0		
Black/African American:					0	0		
Asian:					0	0		
American Indian/Alaskan Native:					0	0		
Native Hawaiian/Other Pacific Islander:					0	0		
American Indian/Alaskan Native & White:					0	0		
Asian White:					0	0		
Black/African American & White:					0	0		
American Indian/Alaskan Native & Black/African American:					0	0		
Other multi-racial:					0	0		
Asian/Pacific Islander:					0	0		
Hispanic:					0	0		
<b>Total:</b>	<b>0</b>	<b>0</b>	<b>0</b>	<b>0</b>	<b>0</b>	<b>0</b>	<b>0</b>	<b>0</b>

PR03 - ROUND ROCK

Page: 4 of 28



U.S. Department of Housing and Urban Development  
Office of Community Planning and Development  
Integrated Disbursement and Information System  
CDBG Activity Summary Report (GPR) for Program Year 2024  
ROUND ROCK

Date: 14-Nov-2025  
Time: 10:16  
Page: 5

Female-headed Households:

0

Income Category:	Owner	Renter	Total	Person
Extremely Low			0	
Low Mod			0	
Moderate			0	
Non Low Moderate			0	
Total	0	0	0	0
Percent Low/Mod				

**Annual Accomplishments**

No data returned for this view. This might be because the applied filter excludes all data.



U.S. Department of Housing and Urban Development  
Office of Community Planning and Development  
Integrated Disbursement and Information System  
CDBG Activity Summary Report (GPR) for Program Year 2024  
ROUND ROCK

Date: 14-Nov-2025  
Time: 10:16  
Page: 6

**PGM Year:** 2023  
**Project:** 0008 - Meals on Wheels  
**IDIS Activity:** 544 - City of Round Rock Meals on Wheels  
**Status:** Completed 10/28/2024 12:00:00 AM  
**Location:** 301 W Bagdad Ave Round Rock, TX 78664-5819  
**Objective:** Provide decent affordable housing  
**Outcome:** Affordability  
**Matrix Code:** Senior Services (05A)  
**National Objective:** LMC

**Activity to prevent, prepare for, and respond to Coronavirus:** No

**Initial Funding Date:** 11/29/2023

**Description:**

**Financing**

	Fund Type	Grant Year	Grant	Funded Amount	Drawn In Program Year	Drawn Thru Program Year
CDBG	EN	2023	B23MC480514	\$15,000.00	\$0.00	\$15,000.00
<b>Total</b>	<b>Total</b>			<b>\$15,000.00</b>	<b>\$0.00</b>	<b>\$15,000.00</b>

**Proposed Accomplishments**

People (General) : 100

**Actual Accomplishments**

Number assisted:

	Owner		Renter		Total		Person	
	Total	Hispanic	Total	Hispanic	Total	Hispanic	Total	Hispanic
White:	0	0	0	0	0	0	61	28
Black/African American:	0	0	0	0	0	0	35	0
Asian:	0	0	0	0	0	0	1	0
American Indian/Alaskan Native:	0	0	0	0	0	0	0	0
Native Hawaiian/Other Pacific Islander:	0	0	0	0	0	0	0	0
American Indian/Alaskan Native & White:	0	0	0	0	0	0	0	0
Asian White:	0	0	0	0	0	0	0	0
Black/African American & White:	0	0	0	0	0	0	0	0
American Indian/Alaskan Native & Black/African American:	0	0	0	0	0	0	0	0
Other multi-racial:	0	0	0	0	0	0	26	0
Asian/Pacific Islander:	0	0	0	0	0	0	0	0
Hispanic:	0	0	0	0	0	0	0	0
<b>Total:</b>	<b>0</b>	<b>0</b>	<b>0</b>	<b>0</b>	<b>0</b>	<b>0</b>	<b>123</b>	<b>28</b>

PR03 - ROUND ROCK

Page: 6 of 28



U.S. Department of Housing and Urban Development  
Office of Community Planning and Development  
Integrated Disbursement and Information System  
CDBG Activity Summary Report (GPR) for Program Year 2024  
ROUND ROCK

Date: 14-Nov-2025  
Time: 10:16  
Page: 7

Female-headed Households: 0 0 0

Income Category:	Owner	Renter	Total	Person
Extremely Low	0	0	0	0
Low Mod	0	0	0	123
Moderate	0	0	0	0
Non Low Moderate	0	0	0	0
Total	0	0	0	123
Percent Low/Mod				100.0%

Annual Accomplishments

Years	Accomplishment Narrative	# Benefitting
2023	request for reimbursement #1 10/01/2023-01/06/2024 53 beneficiaries w/ 14 hispanic \$1,666.67.	



U.S. Department of Housing and Urban Development  
Office of Community Planning and Development  
Integrated Disbursement and Information System  
CDBG Activity Summary Report (GPR) for Program Year 2024  
ROUND ROCK

Date: 14-Nov-2025  
Time: 10:16  
Page: 8

PGM Year:	2021		
Project:	0003 - Chisholm Valley Sidewalks Improvements		
IDIS Activity:	552 - Chisholm Valley Sidewalks Phase II		
Status:	Completed 2/10/2025 12:00:00 AM	Objective:	Create suitable living environments
Location:	406 Yucca Dr Round Rock, TX 78681-7458	Outcome:	Availability/accessibility
		Matrix Code:	Sidewalks (03L)
		National Objective:	LMA

Activity to prevent, prepare for, and respond to Coronavirus: No

Initial Funding Date: 04/26/2024

Description:

6,200 linear feet of 4ft wide new sidewalks including ramps at the Chisholm Valley Neighborhood at the following streets: Wagon Gap Drive, Dry Creek Drive, Purple Sage Drive, Yucca Drive Old West Place. 800 households assisted. All these streets are in Census Tract 205.04 Block Group 2 which has an LMI Percent of 69.5. Currently there is no ADA path along these streets and construction of these sidewalks will provide it. Chisholm Valley Sidewalks Project 2021 \$312,000. 2018 \$169,540.70 2019 \$36,174.44 2020 \$169,540.70 2021 \$41,015.00 2022 \$113,000.00 TOTAL: \$359,730.14 added \$926.12 from balance of settlement park added \$2152.51 from balance from bowman park 2021 new total \$362,808.77 original contract amount \$343,362.35 change order no. 1 \$7270.00 new total contract amount for this project to include change order: \$350,652.35 after this new contract amount is paid out there will be a balance of \$12,156.42 that will be used to pay for home repair program 2023.

Financing

	Fund Type	Grant Year	Grant	Funded Amount	Drawn In Program Year	Drawn Thru Program Year
CDBG	EN	2018	B18MC480514	\$169,540.70	\$0.00	\$169,540.70
		2019	B19MC480514	\$36,174.44	\$0.00	\$36,174.44
		2021	B21MC480514	\$43,167.51	\$2,152.51	\$43,167.51
		2022	B22MC480514	\$926.12	\$926.12	\$926.12
		2023	B23MC480514	\$100,843.58	\$40,328.43	\$100,843.58
Total	Total			\$350,652.35	\$43,407.06	\$350,652.35

Proposed Accomplishments

Public Facilities : 1  
Total Population in Service Area: 1,705  
Census Tract Percent Low / Mod: 69.50

Annual Accomplishments

Years	Accomplishment Narrative	# Benefitting
2021		



U.S. Department of Housing and Urban Development  
Office of Community Planning and Development  
Integrated Disbursement and Information System  
CDBG Activity Summary Report (GPR) for Program Year 2024  
ROUND ROCK

Date: 14-Nov-2025  
Time: 10:16  
Page: 9

PGM Year:	2024		
Project:	0003 - 2024 Public Services		
IDIS Activity:	553 - RRASC Food Pantry CDBG 2024		
Status:	Open	Objective:	Create suitable living environments
Location:	1099 E Main St Round Rock, TX 78664-4418	Outcome:	Availability/accessibility
		Matrix Code:	Food Banks (05W)
		National Objective:	LMC

Activity to prevent, prepare for, and respond to Coronavirus: No

Initial Funding Date: 11/07/2024

Description:

CDBG 2024 Funding in the amount of \$30,000 will be used by the RRASC to purchase food to stock their food pantry. Food will be provided to the very low income and homeless in Round Rock. The Round Rock Area Serving Center is proposing to assist 850 households. Sub-recipient agreement is effective October 1, 2024-July 1, 2025.

Financing

	Fund Type	Grant Year	Grant	Funded Amount	Drawn In Program Year	Drawn Thru Program Year
CDBG	EN	2024	B24MC480514	\$30,000.00	\$30,000.00	\$30,000.00
<b>Total</b>	<b>Total</b>			<b>\$30,000.00</b>	<b>\$30,000.00</b>	<b>\$30,000.00</b>

Proposed Accomplishments

People (General) : 850

Actual Accomplishments

Number assisted:

	Owner		Renter		Total		Person	
	Total	Hispanic	Total	Hispanic	Total	Hispanic	Total	Hispanic
White:	0	0	0	0	0	0	675	452
Black/African American:	0	0	0	0	0	0	149	0
Asian:	0	0	0	0	0	0	5	0
American Indian/Alaskan Native:	0	0	0	0	0	0	6	0
Native Hawaiian/Other Pacific Islander:	0	0	0	0	0	0	3	0
American Indian/Alaskan Native & White:	0	0	0	0	0	0	0	0
Asian White:	0	0	0	0	0	0	2	0
Black/African American & White:	0	0	0	0	0	0	2	0
American Indian/Alaskan Native & Black/African American:	0	0	0	0	0	0	0	0
Other multi-racial:	0	0	0	0	0	0	33	0
Asian/Pacific Islander:	0	0	0	0	0	0	0	0

PR03 - ROUND ROCK

Page: 9 of 28





U.S. Department of Housing and Urban Development  
Office of Community Planning and Development  
Integrated Disbursement and Information System  
CDBG Activity Summary Report (GPR) for Program Year 2024  
ROUND ROCK

Date: 14-Nov-2025  
Time: 10:16  
Page: 10

Hispanic:	0	0	0	0	0	0	0	0
Total:	0	0	0	0	0	0	875	452
Female-headed Households:	0		0		0			
Income Category:								
	Owner	Renter	Total	Person				
Extremely Low	0	0	0	820				
Low Mod	0	0	0	53				
Moderate	0	0	0	2				
Non Low Moderate	0	0	0	0				
Total	0	0	0	875				
Percent Low/Mod	100.0%							

**Annual Accomplishments**

Years	Accomplishment Narrative	# Benefitting
2024	RFP #1 October 2024: 192 beneficiaries/ 104 Hispanic/ 26 FHH \$5,525.14. RFP #2 November 2024:209 beneficiaries/113 Hispanic/ 41 FHH \$8,802.79 (running total 401) RFP #3 DEC 2024: 130 BENEFICIARIES/ 63 HISP / 29 FHH / \$5,647 (RUNNING TOTAL 531) RFP #4 JAN 2025: 24 NEW BENEFICIARIES / 15 HISP / 4 FHH / \$1,850.12 /(RUNNDING TOTAL BENEFICIARIES 555 RUNNING TODAY AMT EXPENDED \$21,825.05 BAL. \$8,174.95 RFP #5 FEB 2025: 116 NEW BENEFICIARIES / 55 HISP / 31 FHH / \$5,985.46 (RUNNING TOTAL BENEFICIARIES 671 TODAY AMT EXPENDED \$27,810.51 BAL. \$2,189.49)	



U.S. Department of Housing and Urban Development  
Office of Community Planning and Development  
Integrated Disbursement and Information System  
CDBG Activity Summary Report (GPR) for Program Year 2024  
ROUND ROCK

Date: 14-Nov-2025  
Time: 10:16  
Page: 11

PGM Year:	2024		
Project:	0003 - 2024 Public Services		
IDIS Activity:	554 - CASA of Williamson County 2024		
Status:	Completed 9/15/2025 12:00:00 AM	Objective:	Create suitable living environments
Location:	2100 Scenic Dr Georgetown, TX 78626-7719	Outcome:	Availability/accessibility
		Matrix Code:	Abused and Neglected Children (05N)
		National Objective:	LMC

Activity to prevent, prepare for, and respond to Coronavirus: No

Initial Funding Date: 12/16/2024

Description:

Funding of CDBG 2024 grant funds in the amount of \$20,000 to CASA of Williamson County to serve abused and neglected children.  
Funding will pay for partial salary of the Advocate Supervisor.  
CASA is proposing to assist 100 unduplicated beneficiaries.  
Sub-recipient agreement is effective October 1, 2024 to July 1, 2025.

Financing

	Fund Type	Grant Year	Grant	Funded Amount	Drawn In Program Year	Drawn Thru Program Year
CDBG	EN	2024	B24MC480514	\$20,000.00	\$20,000.00	\$20,000.00
<b>Total</b>	<b>Total</b>			<b>\$20,000.00</b>	<b>\$20,000.00</b>	<b>\$20,000.00</b>

Proposed Accomplishments

People (General) : 100

Actual Accomplishments

Number assisted:

	Owner		Renter		Total		Person	
	Total	Hispanic	Total	Hispanic	Total	Hispanic	Total	Hispanic
White:	0	0	0	0	0	0	34	27
Black/African American:	0	0	0	0	0	0	14	0
Asian:	0	0	0	0	0	0	3	0
American Indian/Alaskan Native:	0	0	0	0	0	0	0	0
Native Hawaiian/Other Pacific Islander:	0	0	0	0	0	0	0	0
American Indian/Alaskan Native & White:	0	0	0	0	0	0	0	0
Asian White:	0	0	0	0	0	0	0	0
Black/African American & White:	0	0	0	0	0	0	0	0
American Indian/Alaskan Native & Black/African American:	0	0	0	0	0	0	0	0
Other multi-racial:	0	0	0	0	0	0	6	0
Asian/Pacific Islander:	0	0	0	0	0	0	0	0

PR03 - ROUND ROCK

Page: 11 of 28



U.S. Department of Housing and Urban Development  
Office of Community Planning and Development  
Integrated Disbursement and Information System  
CDBG Activity Summary Report (GPR) for Program Year 2024  
ROUND ROCK

Date: 14-Nov-2025  
Time: 10:16  
Page: 12

Hispanic:	0	0	0	0	0	0	0	0	0
Total:	0	0	0	0	0	0	0	57	27
Female-headed Households:	0		0		0				
Income Category:									
	Owner	Renter	Total	Person					
Extremely Low	0	0	0	57					
Low Mod	0	0	0	0					
Moderate	0	0	0	0					
Non Low Moderate	0	0	0	0					
Total	0	0	0	57					
Percent Low/Mod	100.0%								

**Annual Accomplishments**

Years	Accomplishment Narrative	# Benefitting
2024	Reimbursement #1 for October 2024 \$2,222.00 (10/5/24-11/01/2024). 39 beneficiaries served and 22 Hispanic. submitted to finance 12/17 Reimbursement #2 for November 2024 \$2,222.00 (11/02/24-11/15/2024 and 11/16/24-11/29/24) same beneficiaries assisted last month were assisted this month. No new beneficiaries to report this month. submitted to finance 12/17 Reimbursement #3 for December 2024 \$2,222.00 (11/30/24-12/13/24 and 12/14/24-12/27/24) 1 new beneficiary; 1 hispanic, submitted to finance 1/24/25. RFP#4 for jan 2025 \$2222.00 4 new beneficiaries. new total is 40. submitted to finance 03/10/25. RFP #5-feb 2222.00 rfp #6-march 2222.00 (02/22/25-03/21/25)	



U.S. Department of Housing and Urban Development  
Office of Community Planning and Development  
Integrated Disbursement and Information System  
CDBG Activity Summary Report (GPR) for Program Year 2024  
ROUND ROCK

Date: 14-Nov-2025  
Time: 10:16  
Page: 13

**PGM Year:** 2024  
**Project:** 0004 - 2024 Program Administration  
**IDIS Activity:** 555 - CORR Program Administration 2024  
**Status:** Completed 11/4/2025 12:00:00 AM  
**Location:** ,  
**Objective:**  
**Outcome:**  
**Matrix Code:** General Program Administration (21A) **National Objective:**

Activity to prevent, prepare for, and respond to Coronavirus: No

Initial Funding Date: 01/10/2025

**Description:**

Funds will be used for the oversight and administration of the City of Round Rock CDBG Program.

**Financing**

	Fund Type	Grant Year	Grant	Funded Amount	Drawn In Program Year	Drawn Thru Program Year
CDBG	EN	2024	B24MC480514	\$128,446.00	\$128,446.00	\$128,446.00
<b>Total</b>	<b>Total</b>			<b>\$128,446.00</b>	<b>\$128,446.00</b>	<b>\$128,446.00</b>

**Proposed Accomplishments**

**Actual Accomplishments**

Number assisted:

	<b>Owner</b>		<b>Renter</b>		<b>Total</b>		<b>Person</b>	
	Total	Hispanic	Total	Hispanic	Total	Hispanic	Total	Hispanic
White:					0	0		
Black/African American:					0	0		
Asian:					0	0		
American Indian/Alaskan Native:					0	0		
Native Hawaiian/Other Pacific Islander:					0	0		
American Indian/Alaskan Native & White:					0	0		
Asian White:					0	0		
Black/African American & White:					0	0		
American Indian/Alaskan Native & Black/African American:					0	0		
Other multi-racial:					0	0		
Asian/Pacific Islander:					0	0		
Hispanic:					0	0		
<b>Total:</b>	<b>0</b>	<b>0</b>	<b>0</b>	<b>0</b>	<b>0</b>	<b>0</b>	<b>0</b>	<b>0</b>
Female-headed Households:					0			

PR03 - ROUND ROCK

Page: 13 of 28



U.S. Department of Housing and Urban Development  
Office of Community Planning and Development  
Integrated Disbursement and Information System  
CDBG Activity Summary Report (GPR) for Program Year 2024  
ROUND ROCK

Date: 14-Nov-2025  
Time: 10:16  
Page: 14

Income Category:	Owner	Renter	Total	Person
Extremely Low			0	
Low Mod			0	
Moderate			0	
Non Low Moderate			0	
Total	0	0	0	0
Percent Low/Mod				

**Annual Accomplishments**

No data returned for this view. This might be because the applied filter excludes all data.



U.S. Department of Housing and Urban Development  
Office of Community Planning and Development  
Integrated Disbursement and Information System  
CDBG Activity Summary Report (GPR) for Program Year 2024  
ROUND ROCK

Date: 14-Nov-2025  
Time: 10:16  
Page: 15

PGM Year:	2024		
Project:	0003 - 2024 Public Services		
IDIS Activity:	556 - RRASC Housing Assistance Program		
Status:	Completed 4/15/2025 12:00:00 AM	Objective:	Provide decent affordable housing
Location:	1099 E Main St Round Rock, TX 78664-4418	Outcome:	Affordability
		Matrix Code:	Subsistence Payment (05Q)
		National Objective:	LMC

Activity to prevent, prepare for, and respond to Coronavirus: No

Initial Funding Date: 01/10/2025

Description:

Funds will be used to assist low to moderate income residents with rent or mortgage payments in the amount of \$250.00.

Financing

	Fund Type	Grant Year	Grant	Funded Amount	Drawn In Program Year	Drawn Thru Program Year
CDBG	EN	2024	B24MC480514	\$30,000.00	\$30,000.00	\$30,000.00
<b>Total</b>	<b>Total</b>			<b>\$30,000.00</b>	<b>\$30,000.00</b>	<b>\$30,000.00</b>

Proposed Accomplishments

People (General) : 120

Actual Accomplishments

Number assisted:

	Owner		Renter		Total		Person	
	Total	Hispanic	Total	Hispanic	Total	Hispanic	Total	Hispanic
White:	0	0	0	0	0	0	72	45
Black/African American:	0	0	0	0	0	0	43	0
Asian:	0	0	0	0	0	0	0	0
American Indian/Alaskan Native:	0	0	0	0	0	0	1	0
Native Hawaiian/Other Pacific Islander:	0	0	0	0	0	0	1	0
American Indian/Alaskan Native & White:	0	0	0	0	0	0	0	0
Asian White:	0	0	0	0	0	0	0	0
Black/African American & White:	0	0	0	0	0	0	0	0
American Indian/Alaskan Native & Black/African American:	0	0	0	0	0	0	0	0
Other multi-racial:	0	0	0	0	0	0	3	0
Asian/Pacific Islander:	0	0	0	0	0	0	0	0
Hispanic:	0	0	0	0	0	0	0	0
<b>Total:</b>	<b>0</b>	<b>0</b>	<b>0</b>	<b>0</b>	<b>0</b>	<b>0</b>	<b>120</b>	<b>45</b>

PR03 - ROUND ROCK

Page: 15 of 28



U.S. Department of Housing and Urban Development  
Office of Community Planning and Development  
Integrated Disbursement and Information System  
CDBG Activity Summary Report (GPR) for Program Year 2024  
ROUND ROCK

Date: 14-Nov-2025  
Time: 10:16  
Page: 16

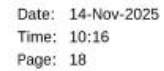
Female-headed Households:	0	0	0
Income Category:	Owner	Renter	Total
Extremely Low	0	0	0
Low Mod	0	0	0
Moderate	0	0	0
Non Low Moderate	0	0	0
Total	0	0	0
Percent Low/Mod			100.0%

Annual Accomplishments

Years	Accomplishment Narrative	# Benefitting
2024	reimb #1 Jan 10- \$6,500 26 beneficiaries, 10 hispanic, FHH 9 reimb #2 Jan 10- \$7,000 28 beneficiaries, 14 hispanic, 12 FHH. reimb #3 Feb 7-\$5,500.00 22 new beneficiaries, 9 hisp, 7 fh. running total for beneficiaries is 76, running total for amt expended is \$19,000 with balance of \$11,000 reimb #4 and FINAL \$11,000 44 new beneficiaries, 21 hisp, 21 fh, total beneficiaries 120. TOTALS: Hisp: 54 FHH: 49	







Years	Accomplishment Narrative	# Benefiting
2024	Meals on Wheels was funded for \$16,334 to assist 100 seniors (some homebound and some at the Alan R. Baca Senior Center). Funds will be used to pay for the partial salary of a chef that prepares the meals daily. RFP #1 \$5444.64 for pay period of 09/29/24-12/21/24. 34 seniors assisted this request-11 hispanic. RFP#2 \$1814.88 12 new beneficiaries and 1 new hispanic. FRP for Jan 2025. total beneficiaries to date 46 rfp submitted to finance 3/10/25 RFP #3 RFP#4-1814.88 1814.88 MARCH 2025	



U.S. Department of Housing and Urban Development  
Office of Community Planning and Development  
Integrated Disbursement and Information System  
CDBG Activity Summary Report (GPR) for Program Year 2024  
ROUND ROCK

Date: 14-Nov-2025  
Time: 10:16  
Page: 19

PGM Year:	2020				
Project:	0003 - Minor Home Repair Program				
IDIS Activity:	558 - CDBG Hm Rpr 917 Heritage Springs Trail				
Status:	Completed 9/16/2025 12:00:00 AM		Objective:	Create suitable living environments	
Location:	917 Heritage Springs Trl Round Rock, TX 78664-7909		Outcome:	Availability/accessibility	
			Matrix Code:	Rehab; Single-Unit Residential (14A)	National Objective: LMH

Activity to prevent, prepare for, and respond to Coronavirus: No

Initial Funding Date: 03/17/2025

Description:

home repair to include replacement of hvac furnace, back door, replace wood on front porch, roof gable, replace shower pan, some wall repair in laundry room due to water damage.

Financing

	Fund Type	Grant Year	Grant	Funded Amount	Drawn In Program Year	Drawn Thru Program Year
CDBG	EN	2020	B20MC480514	\$22,076.00	\$22,076.00	\$22,076.00
Total	Total			\$22,076.00	\$22,076.00	\$22,076.00

Proposed Accomplishments

Housing Units : 1

Actual Accomplishments

Number assisted:

	Owner		Renter		Total		Person	
	Total	Hispanic	Total	Hispanic	Total	Hispanic	Total	Hispanic
White:	1	0	0	0	1	0	0	0
Black/African American:	0	0	0	0	0	0	0	0
Asian:	0	0	0	0	0	0	0	0
American Indian/Alaskan Native:	0	0	0	0	0	0	0	0
Native Hawaiian/Other Pacific Islander:	0	0	0	0	0	0	0	0
American Indian/Alaskan Native & White:	0	0	0	0	0	0	0	0
Asian White:	0	0	0	0	0	0	0	0
Black/African American & White:	0	0	0	0	0	0	0	0
American Indian/Alaskan Native & Black/African American:	0	0	0	0	0	0	0	0
Other multi-racial:	0	0	0	0	0	0	0	0
Asian/Pacific Islander:	0	0	0	0	0	0	0	0
Hispanic:	0	0	0	0	0	0	0	0
Total:	1	0	0	0	1	0	0	0

PR03 - ROUND ROCK

Page: 19 of 28



U.S. Department of Housing and Urban Development  
Office of Community Planning and Development  
Integrated Disbursement and Information System  
CDBG Activity Summary Report (GPR) for Program Year 2024  
ROUND ROCK

Date: 14-Nov-2025  
Time: 10:16  
Page: 20

Female-headed Households: 0 0 0

Income Category:	Owner	Renter	Total	Person
Extremely Low	0	0	0	0
Low Mod	0	0	0	0
Moderate	1	0	1	0
Non Low Moderate	0	0	0	0
Total	1	0	1	0
Percent Low/Mod	100.0%		100.0%	

Annual Accomplishments

Years	Accomplishment Narrative	# Benefitting
2020		



U.S. Department of Housing and Urban Development  
Office of Community Planning and Development  
Integrated Disbursement and Information System  
CDBG Activity Summary Report (GPR) for Program Year 2024  
ROUND ROCK

Date: 14-Nov-2025  
Time: 10:16  
Page: 21

PGM Year:	2020				
Project:	0003 - Minor Home Repair Program				
IDIS Activity:	559 - CDBG Hm Rpr 515 Chisholm Valley Drive				
Status:	Completed 9/16/2025 12:00:00 AM		Objective:	Create suitable living environments	
Location:	515 Chisholm Valley Dr Round Rock, TX 78681-6609		Outcome:	Availability/accessibility	
			Matrix Code:	Rehab; Single-Unit Residential (14A)	National Objective: LMH

Activity to prevent, prepare for, and respond to Coronavirus: No

Initial Funding Date: 03/17/2025

Description:

hm repair to include remove bathtub and install walk in shower, replace hvac/furnace system

Financing

	Fund Type	Grant Year	Grant	Funded Amount	Drawn In Program Year	Drawn Thru Program Year
CDBG	EN	2020	B20MC480514	\$24,999.00	\$24,999.00	\$24,999.00
Total	Total			\$24,999.00	\$24,999.00	\$24,999.00

Proposed Accomplishments

Housing Units : 1

Actual Accomplishments

Number assisted:

	Owner		Renter		Total		Person	
	Total	Hispanic	Total	Hispanic	Total	Hispanic	Total	Hispanic
White:	1	0	0	0	1	0	0	0
Black/African American:	0	0	0	0	0	0	0	0
Asian:	0	0	0	0	0	0	0	0
American Indian/Alaskan Native:	0	0	0	0	0	0	0	0
Native Hawaiian/Other Pacific Islander:	0	0	0	0	0	0	0	0
American Indian/Alaskan Native & White:	0	0	0	0	0	0	0	0
Asian White:	0	0	0	0	0	0	0	0
Black/African American & White:	0	0	0	0	0	0	0	0
American Indian/Alaskan Native & Black/African American:	0	0	0	0	0	0	0	0
Other multi-racial:	0	0	0	0	0	0	0	0
Asian/Pacific Islander:	0	0	0	0	0	0	0	0
Hispanic:	0	0	0	0	0	0	0	0
Total:	1	0	0	0	1	0	0	0

PR03 - ROUND ROCK

Page: 21 of 28



U.S. Department of Housing and Urban Development  
Office of Community Planning and Development  
Integrated Disbursement and Information System  
CDBG Activity Summary Report (GPR) for Program Year 2024  
ROUND ROCK

Date: 14-Nov-2025  
Time: 10:16  
Page: 22

Female-headed Households: 0 0 0

Income Category:	Owner	Renter	Total	Person
Extremely Low	0	0	0	0
Low Mod	1	0	1	0
Moderate	0	0	0	0
Non Low Moderate	0	0	0	0
Total	1	0	1	0
Percent Low/Mod	100.0%		100.0%	

Annual Accomplishments

Years	Accomplishment Narrative	# Benefitting
2020		



U.S. Department of Housing and Urban Development  
Office of Community Planning and Development  
Integrated Disbursement and Information System  
CDBG Activity Summary Report (GPR) for Program Year 2024  
ROUND ROCK

Date: 14-Nov-2025  
Time: 10:16  
Page: 23

<b>PGM Year:</b>	2023		
<b>Project:</b>	0004 - Bowman Park Playground & Shade Structure Project		
<b>IDIS Activity:</b>	560 - Bowman Park Improvements Phase II		
<b>Status:</b>	Completed 9/16/2025 12:00:00 AM	<b>Objective:</b>	Create suitable living environments
<b>Location:</b>	950 bowman road round rock, TX 78664	<b>Outcome:</b>	Availability/accessibility
		<b>Matrix Code:</b>	Parks, Recreational Facilities (03F)
		<b>National Objective:</b>	LMA

Activity to prevent, prepare for, and respond to Coronavirus: No

Initial Funding Date: 05/05/2025

Description:  
purchase and installation of a playground and shade structure.

**Financing**

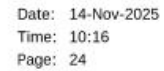
	Fund Type	Grant Year	Grant	Funded Amount	Drawn In Program Year	Drawn Thru Program Year
CDBG	EN	2023	B23MC480514	\$155,623.00	\$155,623.00	\$155,623.00
<b>Total</b>	<b>Total</b>			<b>\$155,623.00</b>	<b>\$155,623.00</b>	<b>\$155,623.00</b>

**Proposed Accomplishments**

Public Facilities : 1  
Total Population in Service Area: 2,800  
Census Tract Percent Low / Mod: 66.79

**Annual Accomplishments**

Years	Accomplishment Narrative	# Benefitting
2023		





U.S. Department of Housing and Urban Development  
Office of Community Planning and Development  
Integrated Disbursement and Information System  
CDBG Activity Summary Report (GPR) for Program Year 2024  
ROUND ROCK

Date: 14-Nov-2025  
Time: 10:16  
Page: 25

Female-headed Households: 0 0 0

Income Category:	Owner	Renter	Total	Person
Extremely Low	0	0	0	0
Low Mod	1	0	1	0
Moderate	0	0	0	0
Non Low Moderate	0	0	0	0
Total	1	0	1	0
Percent Low/Mod	100.0%		100.0%	

Annual Accomplishments

Years	Accomplishment Narrative	# Benefitting
2020	home repair to include replacement of siding, windows and fence gate. change order #1 for replacement of rot wood under siding at chimney.	





U.S. Department of Housing and Urban Development  
Office of Community Planning and Development  
Integrated Disbursement and Information System  
CDBG Activity Summary Report (GPR) for Program Year 2024  
ROUND ROCK

Date: 14-Nov-2025  
Time: 10:16  
Page: 26

<b>PGM Year:</b>	2020					
<b>Project:</b>	0003 - Minor Home Repair Program					
<b>IDIS Activity:</b>	562 - Home Repair 603 Burleson Cove					
<b>Status:</b>	Completed 9/16/2025 12:00:00 AM	<b>Objective:</b>	Create suitable living environments			
<b>Location:</b>	603 Burleson Cv Round Rock, TX 78664-2276	<b>Outcome:</b>	Availability/accessibility			
		<b>Matrix Code:</b>	Rehab; Single-Unit Residential (14A)	<b>National Objective:</b>	LMH	

Activity to prevent, prepare for, and respond to Coronavirus: No

Initial Funding Date: 04/21/2025

**Description:**

home repair to include replacement of fencing, siding, windows and back patio doors.

**Financing**

	Fund Type	Grant Year	Grant	Funded Amount	Drawn In Program Year	Drawn Thru Program Year
CDBG	EN	2020	B20MC480514	\$26,416.00	\$26,416.00	\$26,416.00
<b>Total</b>	<b>Total</b>			<b>\$26,416.00</b>	<b>\$26,416.00</b>	<b>\$26,416.00</b>

**Proposed Accomplishments**

Housing Units : 1

**Actual Accomplishments**

Number assisted:

	<b>Owner</b>		<b>Renter</b>		<b>Total</b>		<b>Person</b>	
	Total	Hispanic	Total	Hispanic	Total	Hispanic	Total	Hispanic
White:	1	1	0	0	1	1	0	0
Black/African American:	0	0	0	0	0	0	0	0
Asian:	0	0	0	0	0	0	0	0
American Indian/Alaskan Native:	0	0	0	0	0	0	0	0
Native Hawaiian/Other Pacific Islander:	0	0	0	0	0	0	0	0
American Indian/Alaskan Native & White:	0	0	0	0	0	0	0	0
Asian White:	0	0	0	0	0	0	0	0
Black/African American & White:	0	0	0	0	0	0	0	0
American Indian/Alaskan Native & Black/African American:	0	0	0	0	0	0	0	0
Other multi-racial:	0	0	0	0	0	0	0	0
Asian/Pacific Islander:	0	0	0	0	0	0	0	0
Hispanic:	0	0	0	0	0	0	0	0
<b>Total:</b>	<b>1</b>	<b>1</b>	<b>0</b>	<b>0</b>	<b>1</b>	<b>1</b>	<b>0</b>	<b>0</b>

PR03 - ROUND ROCK

Page: 26 of 28



U.S. Department of Housing and Urban Development  
Office of Community Planning and Development  
Integrated Disbursement and Information System  
CDBG Activity Summary Report (GPR) for Program Year 2024  
ROUND ROCK

Date: 14-Nov-2025  
Time: 10:16  
Page: 27

Female-headed Households: 0 0 0

Income Category:	Owner	Renter	Total	Person
Extremely Low	0	0	0	0
Low Mod	1	0	1	0
Moderate	0	0	0	0
Non Low Moderate	0	0	0	0
Total	1	0	1	0
Percent Low/Mod	100.0%		100.0%	

Annual Accomplishments

Years	Accomplishment Narrative	# Benefitting
2020	home repair to include replacement of siding, windows on first floor, back patio doors, and fencing	




U.S. Department of Housing and Urban Development  
Office of Community Planning and Development  
Integrated Disbursement and Information System  
CDBG Activity Summary Report (GPR) for Program Year 2024  
ROUND ROCK

Date: 14-Nov-2025  
Time: 10:16  
Page: 28

---

Total Funded Amount:	\$1,277,982.35
Total Drawn Thru Program Year:	\$1,277,982.35
Total Drawn In Program Year:	\$535,189.67


# CORR 2024 CAPER SECTION 3 REPORT

	U.S. Department of Housing and Urban Development		DATE: 11-18-25
	Office of Community Planning and Development		TIME: 10:35
	Integrated Disbursement and Information System		PAGE: 1
	Section 3 Report		
Grantee: ROUND ROCK			

REPORT FOR CPD PROGRAM CDBG

PGM YR

Section 3 Total By Program		CDBG
Total Number of Activities		5
Total Labor Hours		19,343
Section 3 Worker Hours		10,920
Targeted Section 3 Worker Hours		10,920
<b>Qualitative Efforts</b>		
A Outreach efforts to generate job applicants who are Public Housing Targeted Workers		1
B Outreach efforts to generate job applicants who are Other Funding Targeted Workers		0
C Direct, on-the-job training (including apprenticeships)		0
D Indirect training such as arranging for, contracting for, or paying tuition for, off-site training		0
E Technical assistance to help Section 3 workers compete for jobs (e.g., resume assistance, coaching)		0
F Outreach efforts to identify and secure bids from Section 3 business concerns		3
G Technical assistance to help Section 3 business concerns understand and bid on contracts		1
H Division of contracts into smaller jobs to facilitate participation by Section 3 business concerns		1
I Provided or connected residents with assistance in seeking employment including: drafting resumes, preparing for interviews, finding job opportunities, connecting residents to job placement services		0
J Held one or more job fairs		0
K Provided or connected residents with supportive services that can provide direct services or referrals		0
L Provided or connected residents with supportive services that provide one or more of the following: work readiness health screenings, interview clothing, uniforms, test fees, transportation		0
M Assisted residents with finding child care		0
N Assisted residents to apply for/attend community college or a four year educational institution		0
O Assisted residents to apply for or attend vocational/technical training		0
P Assisted residents to obtain financial literacy training and/or coaching		0
Q Bonding assistance, guaranties, or other efforts to support viable bids from Section 3 business concerns		0
R Provided or connected residents with training on computer use or online technologies		0
S Promoting the use of a business registry designed to create opportunities for disadvantaged and small businesses		2
T Outreach, engagement, or referrals with the state one-stop system, as designed in Section 121(e)(2) of the Workforce Innovation and Opportunity Act		0
U Other		2

	U.S. Department of Housing and Urban Development		DATE: 11-18-25
	Office of Community Planning and Development		TIME: 10:35
	Integrated Disbursement and Information System		PAGE: 2
	Section 3 Report		
Grantee: ROUND ROCK			

Section 3 Details By Program, Program Year & Activity

Program	Program Year	Field Office	Grantee	Activity ID	Activity Name	Qualitative Efforts - Other Effort Description	Total Labor Hours	S3 Worker Hours	S3W Benchmark Met (25%)	Targeted S3W Hours	Targeted S3W Benchmark Met (5%)	A	B	C	D	E	F	G	H	I	J	K	L	M	N	O	P	Q	R	S	T	U	
CDBG	2019	SAN ANTONIO	ROUND ROCK	512	Frontier Park		878	0	No	0	No								X											X	0		
CDBG	2019	Total for 2019					878	0	0	0	0	0	0	0	0	0	0	0	1	0	0	0	0	0	0	0	0	0	0	0	1	0	
CDBG	2020	SAN ANTONIO	ROUND ROCK	515	Bus Stops on Mays	included in bid solicitation, newspaper ad,	216	0	No	0	No	No	X					X														X	
CDBG	2020	Total for 2020					216	0	0	0	0	0	1	0	0	0	1	0	0	0	0	0	0	0	0	0	0	0	0	0	0	0	
CDBG	2021	SAN ANTONIO	ROUND ROCK	536	Bowman Park Improvements	newspaper ad	3,119	0	No	0	No																		X	X			
CDBG	2021	SAN ANTONIO	ROUND ROCK	552	Chisholm Valley Sidewalks Phase II		14,560	10,920	Yes	10,920	Yes																						
CDBG	2021	Total for 2021					17,679	10,920	1	10,920	1	0	0	0	0	0	0	0	0	0	0	0	0	0	0	0	0	0	0	0	1	0	
CDBG	2022	SAN ANTONIO	ROUND ROCK	535	Settlement Park		570	0	No	0	No							X	X	X													
CDBG	2022	Total for 2022					570	0	0	0	0	0	0	0	0	0	1	1	1	0	0	0	0	0	0	0	0	0	0	0	0	0	
CDBG	Total						19,343	10,920	1	10,920	1	1	0	0	0	3	1	1	0	0	0	0	0	0	0	0	0	0	0	2	2		

## Legend

- A Outreach efforts to generate job applicants who are Public Housing Targeted Workers
- B Outreach efforts to generate job applicants who are Other Funding Targeted Workers.
- C Direct, on-the-job training (including apprenticeships).
- D Indirect training such as arranging for, contracting for, or paying tuition for, off-site training.
- E Technical assistance to help Section 3 workers compete for jobs (e.g., resume assistance, coaching).
- F Outreach efforts to identify and secure bids from Section 3 business concerns.
- G Technical assistance to help Section 3 business concerns understand and bid on contracts.
- H Division of contracts into smaller jobs to facilitate participation by Section 3 business concerns.
- I Provided or connected residents with assistance in seeking employment including: drafting resumes, preparing for interviews, finding job opportunities, connecting residents to job placement services.
- J Held one or more job fairs.
- K Provided or connected residents with supportive services that can provide direct services or referrals.
- L Provided or connected residents with supportive services that provide one or more of the following: work readiness health screenings, interview clothing, uniforms, test fees, transportation.
- M Assisted residents with finding child care.
- N Assisted residents to apply for/attend community college or a four year educational institution.
- O Assisted residents to apply for or attend vocational/technical training.
- P Assisted residents to obtain financial literacy training and/or coaching.
- Q Bonding assistance, guaranties, or other efforts to support viable bids from Section 3 business concerns.
- R Provided or connected residents with training on computer use or online technologies.



U.S. Department of Housing and Urban Development  
Office of Community Planning and Development  
Integrated Disbursement and Information System  
**Section 3 Report**  
**Grantee: ROUND ROCK**

DATE: 11-18-25  
TIME: 10:35  
PAGE: 3

- S** Promoting the use of a business registry designed to create opportunities for disadvantaged and small businesses.
- T** Outreach, engagement, or referrals with the state one-stop system, as designed in Section 121(e)(2) of the Workforce Innovation and Opportunity Act.
- U** Other

## **CORR 2024 CAPER COMMENTS**

### **CORR 2024 CAPER COMMENTS**

\*Any comments received will be added here at the end of the comment period.