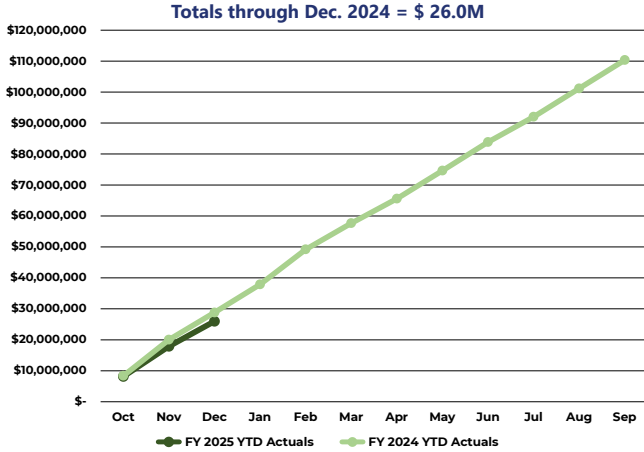




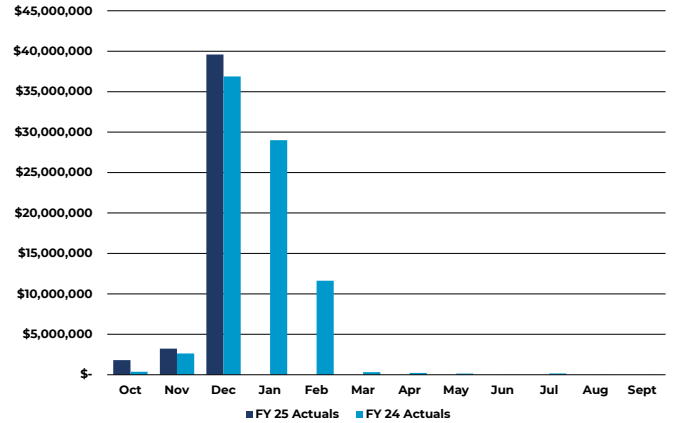
# ROUND ROCK BY THE NUMBERS

## FY 2025 Quarter 1

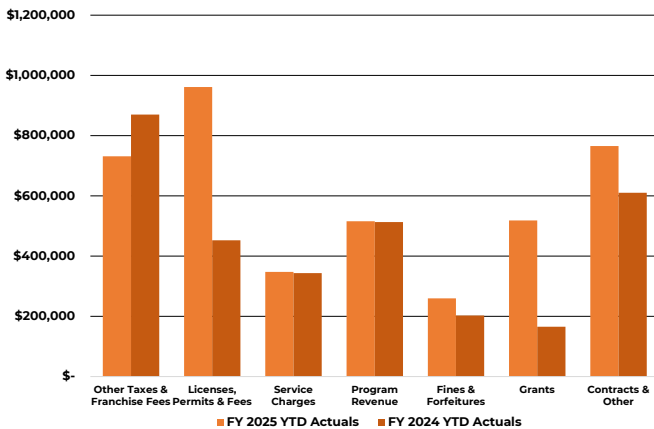
### Citywide Sales Tax, Net of Incentives



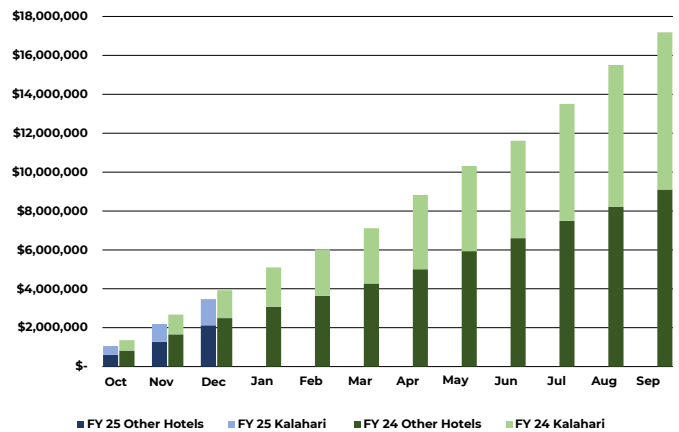
### Property Tax



### Other General Fund Revenues



### HOT & Venue Tax, Prior to Incentives



## Comments

- #### Sales Tax
- Citywide sales tax collections, net of incentives, for the first quarter decreased 9.9%. Dell, net of incentives, with adjustments factored out, also decreased 5.9%.  
**Note:** The FY 2024 sales tax includes a \$3.8 million amendment from November 2023, which corrects the FY 2023 sales tax.

- #### Property Tax
- Most property tax collections occur November through February each year. Property tax collections are higher than the prior year due to the 8.6% tax rate increase for FY 2025 and new properties added.

- #### Other General Fund Revenues
- Other Taxes & Franchise fees* decreased 15.9% due to a decline in mixed drink tax and cable franchise fees.
  - License, Permits, and Fees* increased 112.5%. Due to the nature and timing of development projects, revenues can fluctuate significantly from year to year. This quarter has seen an increase in building permits and subdivision development revenues.
  - Fines and Forfeitures* have increased 28.1% due to the growth in the number of cases filed.
  - Grants* have increased 213.8%. This quarter has received many large reimbursements for LA Wildfires, Hurricane Beryl, and severe weather deployments.
  - Contracts and Other* increased 25.4% due to higher interest earnings.

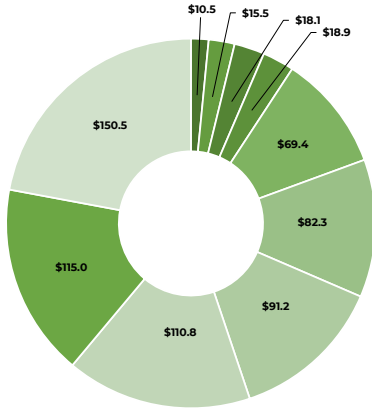
- #### Hotel Occupancy & Venue Tax
- Revenues for the first quarter are down 11.6%.
  - The majority of Kalahari HOT tax revenues (7%) are used to pay debt and incentives per the agreement. Venue tax revenues (2%) from Kalahari are not part of the incentive agreement and stay in the Sports Center Fund.

- #### Water, Wastewater, and Stormwater revenues are trending as follows:
- Water revenue is up 8.2% from last year due to the adopted retail water rate increase effective November 2024.
  - Wastewater and Stormwater are also trending above last year's first quarter revenues, 8.3% and 9.3% respectively, due to the adopted rate increases.

# ROUND ROCK BY THE NUMBERS

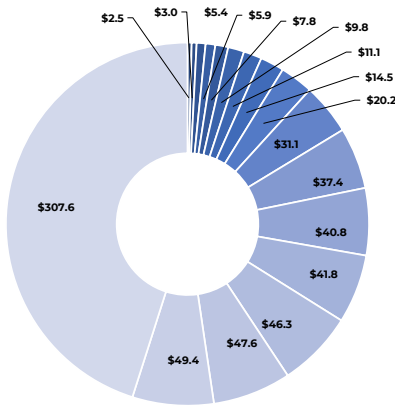
## FY 2025 Annual Facts

### FY 2024 - 2025 Total Budget Revenues = \$682.2 M



Source	Amount (in Millions)
Use of Fund Balance	\$ 150.5
Bond Proceeds	\$ 115.0
Sales Tax	\$ 110.8
Property Tax	\$ 91.2
Contracts & Other	\$ 82.3
Utility & Garbage Charges	\$ 69.4
Other Taxes & Franchise Fees	\$ 18.9
Hotel Occupancy/Venue Tax	\$ 18.1
Fines, Permits & Fees	\$ 15.5
Program Revenues	\$ 10.5

### FY 2024 - 2025 Total Budget Expenses = \$682.2 M



Department	Amount (in Millions)
Capital Improvement Projects	\$ 307.6
Debt Payments	\$ 49.4
Support Services	\$ 47.6
Police	\$ 46.3
Utilities & Environmental Svcs	\$ 41.8
Funding Transfers Out	\$ 40.8
Fire	\$ 37.4
General Self Financed Const.	\$ 31.1
Parks & Recreation	\$ 20.2

Department	Amount (in Millions)
Transportation	\$ 14.5
Sports Management	\$ 11.1
General Services	\$ 9.8
Fleet Replacement	\$ 7.8
Planning & Development	\$ 5.9
Library	\$ 5.4
Communications	\$ 3.0
Com. & Neighborhood Srv.	\$ 2.5

## Other Information

### CORR Tax Information

	FY 24 - 25	FY 23 - 24
Population	136,383	134,540
Property Tax Rate	\$ 0.36000	\$ 0.34200
M&O 0.254602 Debt 0.105398		

### Outstanding Debt as of 10/01/24

Bond	Amount O/S (in Millions)
GO & CO Bonds	\$ 314.8
Limited Tax Notes	\$ 10.9
Utility/Stormwater	\$ 138.2 / 4.9
HOT	\$ 6.0
Type B	\$ 64.1

### Bond Ratings (Rated by S&P)

GO Bonds	AAA
Utility Bonds	AAA

### Taxing Entities

Entity	Rate
City of Round Rock	\$ 0.3600
Williamson County & FM/RM	0.3999
Round Rock ISD	0.8931
Austin Community College	0.1013
Upper Brushy Creek WCID	0.0170
<b>Total Tax Rate</b>	<b>\$ 1.7713</b>

### Taxable Values

	FY 24 - 25	FY 23 - 24
Median Home Values	\$ 376,169	\$ 363,396
Taxable Property Value (in billions)	\$ 25.3	\$ 24.1

### City Employees

	Sworn FTEs	Total FTEs
<b>City Wide</b>		<b>1,203</b>
Police	210	297
Fire	175	201

### Top 10 Property Tax Payers

Business	Assessed Value (in millions)
Kalahari Resorts	\$ 547.8
Dell Computer Holdings LP	468.5
CPG RR, LP (Round Rock Outlets)	163.7
TX Essential Housing (Lakeside at LF)	151.1
CMF 15 Port., LLC (Colonial Grand Apts)	144.6
Dell Computer Corp	141.8
Columbia/St. Davids Healthcare	119.6
Oncor Electric Delivery Company	92.9
2811 La Frontera LP (District of La Frontera Apts)	89.6
TMP Parkside LLC (Parkside @ RR)	83.5