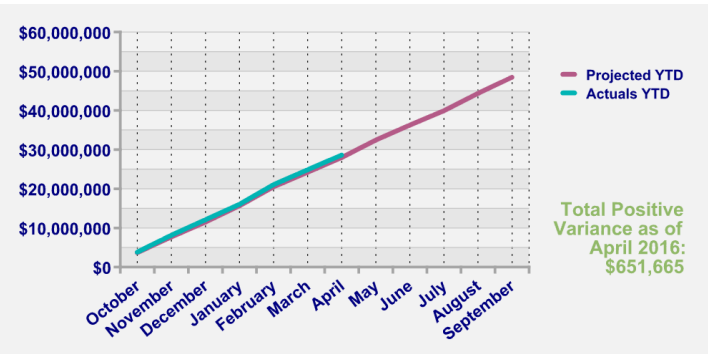




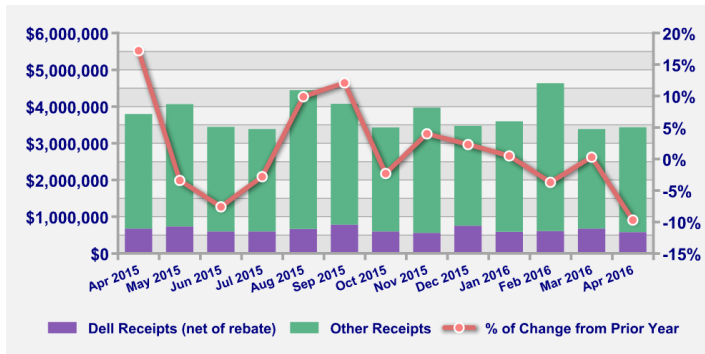
Round Rock by the Numbers

FY 2015/16 – Second Quarter – 3/31/16


Sales Tax Actuals vs. Projections – Gen Fund Only



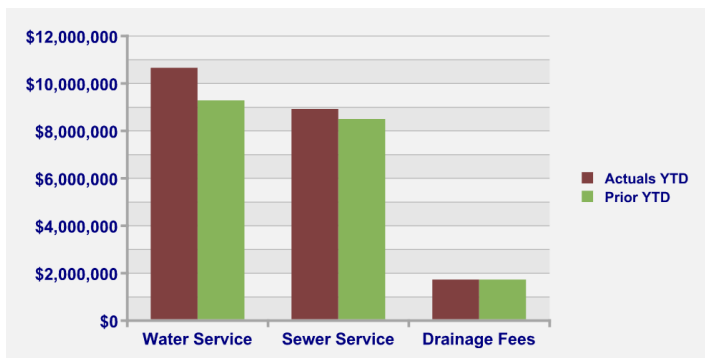
Rolling 12 Month – General Fund Sales Tax



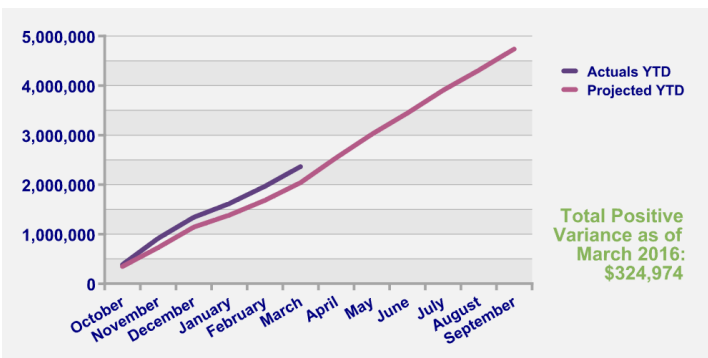
General Fund Revenues



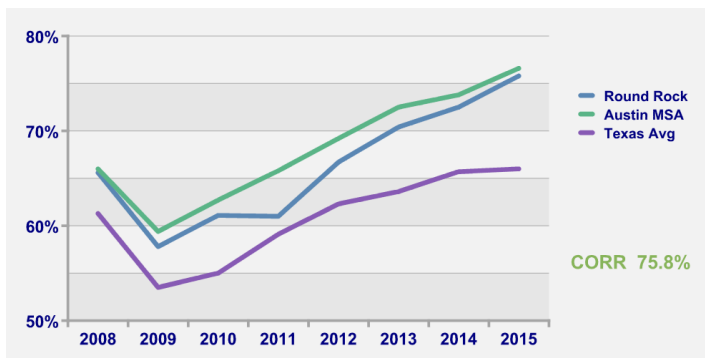
Utility Revenues



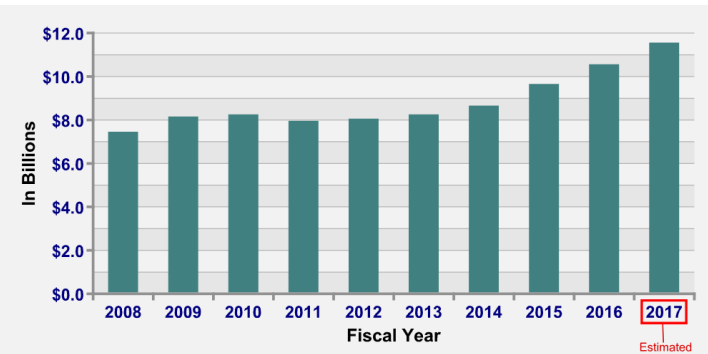
HOT Revenues



Hotel Occupancy Rates



Preliminary Appraisal Values



Notes & Comments

- Preliminary taxable values have been released by WCAD and TCAD. Early estimates indicate approximately \$150 million in new property value and an increase in total taxable value to \$11.5 billion from \$10.5 billion in 2015.
- Winter sewer consumption for the average residential customer increased from 5,600 to 5,800 gallons per month. The 5,600 gallon average was the lowest on record.
- Local economy and retail sales remain strong in the 2nd fiscal quarter resulting in better than projected sales tax collections and HOT revenues.
- Dell sales tax collections are still declining, but are within projections.



Round Rock by the Numbers

FY 2015/16 – Annual Facts

Tax Information

	2015/16	2014/15
Population	113,968	110,800
Property Tax Rate	\$ 0.41465	0.41465
M&O .25446	Debt .16019	
Average Home Value	\$ 216,594	198,578
Taxable Property Value (billions)	\$ 10.2	9.6
Property Tax per Capita	\$ 377.84	336

Taxing Entities

CORR tax	\$	0.41
Williamson County tax	\$	0.44
RRISD tax	\$	1.34
ACC tax	\$	0.09
Upper Brushy Creek tax	\$	0.02
Total Tax Rate (includes CORR)	\$	2.31

Debt Information

GO Bond Rating:	S & P	AA+
	Moody's	Aa1

Outstanding as of 9/30/2015 (millions)

GO & CO Bonds	\$	187.6
Utility / Drainage	\$	78.1 / 8
HOT	\$	5.7
Sports Center	\$	7.5
Type B	\$	11.9 + 13 (SIB)

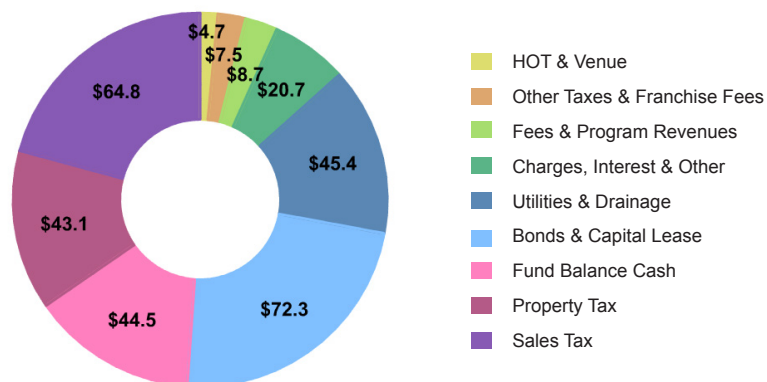
City Employees

FTEs	891.25	Dept Total
Sworn Police	163	236.5
Firefighters	136	140

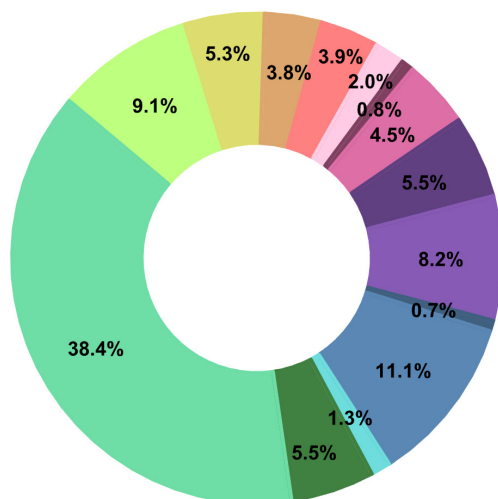
Top 10 Property Taxpayers (sorted by rank as of Dec 2015)

Dell Computer Holdings, LP
 CPG Round Rock, LP (Premium Outlets)
 Seton Healthcare
 Dell Computer Corp.
 Baltgem Development Group (La Frontera Village)
 Columbia / St. Davids Healthcare
 CMF 15 Portfolio, LLC (Colonial Grand Apt)
 Oncor Electric Delivery Co.
 Las Brisas Luxury Apartment Homes, LLP
 FST La Frontera LLC (La Frontera @ Hesters Xing)

Total City Revenues 2015/16 (millions)



Adopted Budget 2015/16 (millions)



Police	\$	28.3
Fire	\$	16.4
Fiscal Support Services	\$	11.7
Transportation	\$	11.9
General Services	\$	6.1
Library	\$	2.6
PARD/Sports Center/CVB	\$	13.8
Support Services	\$	16.9
Water/Wastewater	\$	25.5
Drainage	\$	2.2
Debt Principal & Interest	\$	34.3
Administrative Charges	\$	4.0
General SFC	\$	17.1
Capital Improvement Projects	\$	119.3