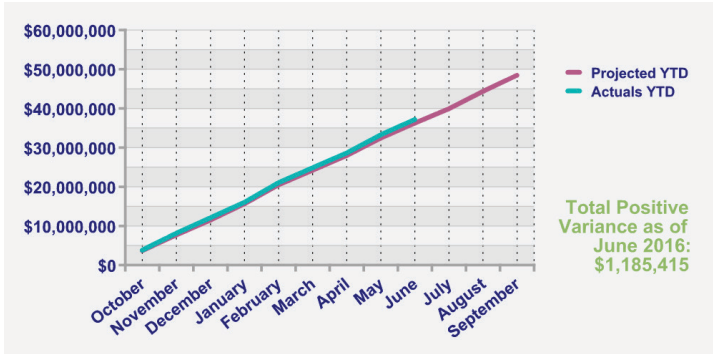




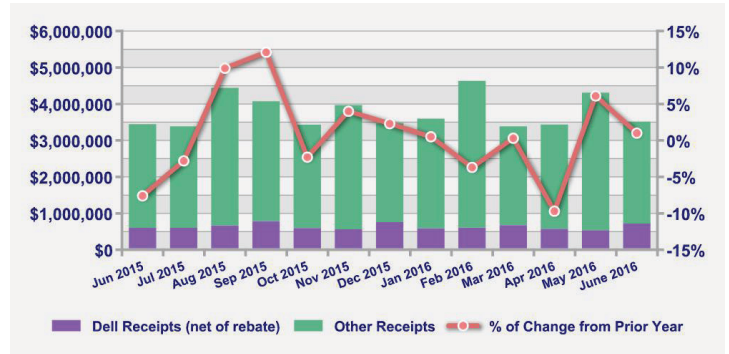
Round Rock by the Numbers

FY 2015/16 – Third Quarter – 6/30/16

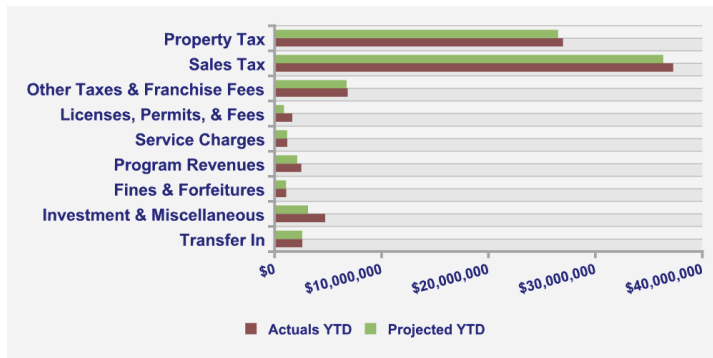
Sales Tax Actuals vs. Projections – Gen Fund Only



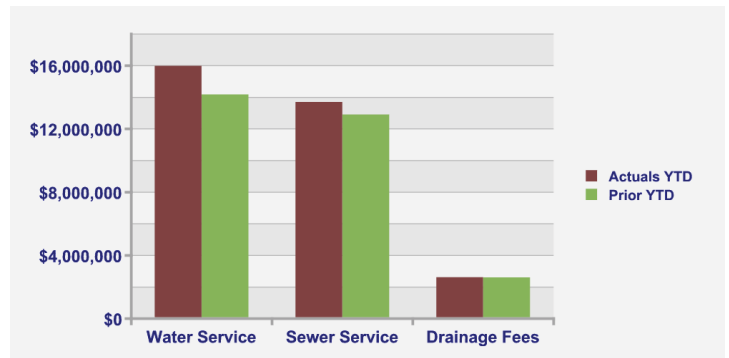
Rolling 12 Month – General Fund Sales Tax



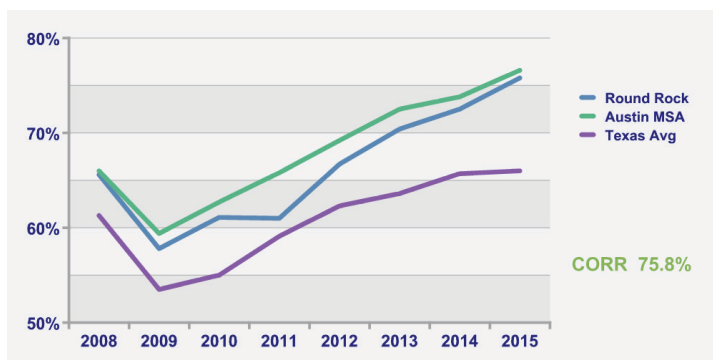
General Fund Revenues



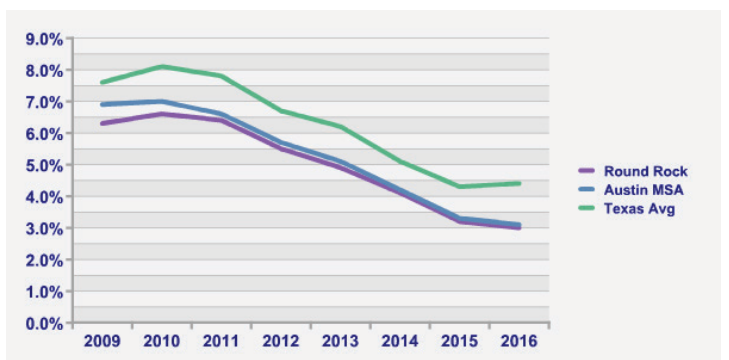
Utility Revenues



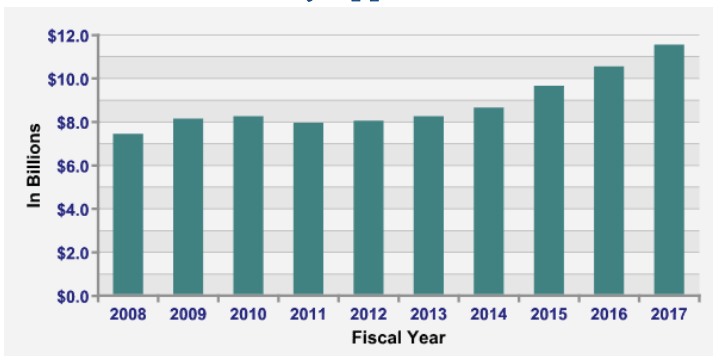
Hotel Occupancy Rates



Unemployment Data



Preliminary Appraisal Values



Notes & Comments

- Certified appraised values for FY2017 are \$11.3 billion. Approximately \$0.8 billion higher than in FY2016. In FY2017, \$161.5 million in new property value was added to the tax rolls.
- Local economy and retail sales remain strong in the 3rd fiscal quarter resulting in better than projected sales tax collections and HOT revenues.
- Dell sales tax collections are still declining, but are within projections.



Round Rock by the Numbers

FY 2015/16 – Annual Facts

Tax Information

	2015/16	2014/15
Population	113,968	110,800
Property Tax Rate	\$ 0.41465	0.41465
M&O .25446	Debt .16019	
Average Home Value	\$ 216,594	198,578
Taxable Property Value (billions)	\$ 10.2	9.6
Property Tax per Capita	\$ 377.84	336

Debt Information

GO Bond Rating:	S & P	AA+
	Moody's	Aa1

Outstanding as of 9/30/2015 (millions)

GO & CO Bonds	\$	187.6
Utility / Drainage	\$	78.1 / 8
HOT	\$	5.7
Sports Center	\$	7.5
Type B	\$	11.9 + 13 (SIB)

Taxing Entities

CORR tax	\$	0.41
Williamson County tax	\$	0.44
RRISD tax	\$	1.34
ACC tax	\$	0.09
Upper Brushy Creek tax	\$	0.02
Total Tax Rate (includes CORR)	\$	2.31

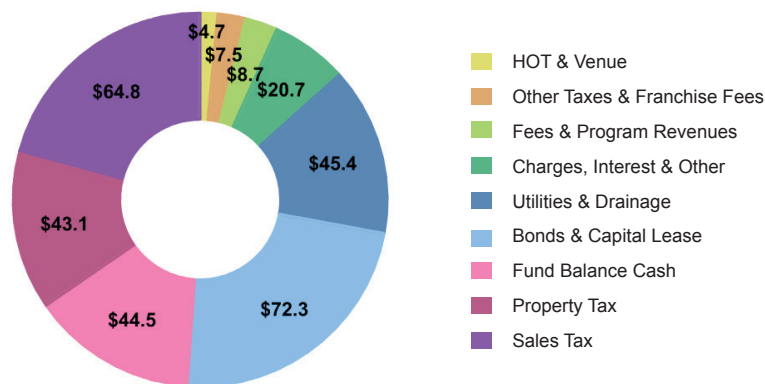
City Employees

FTEs	903.13	Dept Total
Sworn Police	163	247.50
Firefighters	136	142

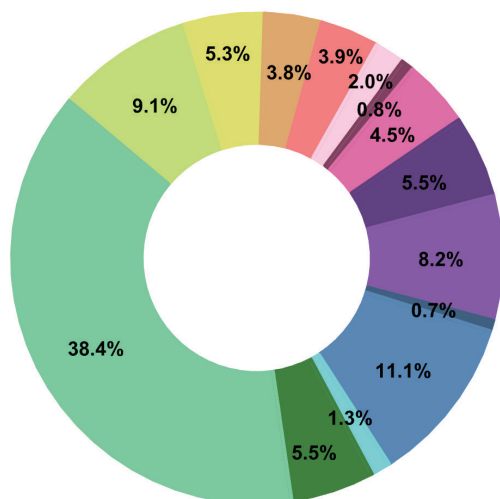
Top 10 Property Taxpayers (sorted by rank as of Dec 2015)

- Dell Computer Holdings, LP
- CPG Round Rock, LP (Premium Outlets)
- Seton Healthcare
- Dell Computer Corp.
- Baltgem Development Group (La Frontera Village)
- Columbia / St. Davids Healthcare
- CMF 15 Portfolio, LLC (Colonial Grand Apt)
- Oncor Electric Delivery Co.
- Las Brisas Luxury Apartment Homes, LLP
- FST La Frontera LLC (La Frontera @ Hesters Xing)

Total City Revenues 2015/16 (millions)



Total Adopted Budget 2015/16 – \$311.7 million



	(millions)
Police	\$ 28.3
Fire	\$ 16.4
Fiscal Support Services	\$ 11.7
Transportation	\$ 11.9
General Services	\$ 6.1
Library	\$ 2.6
PARD/Sports Center/CVB	\$ 13.8
Support Services	\$ 16.9
Water/Wastewater	\$ 25.5
Drainage	\$ 2.2
Debt Principal & Interest	\$ 34.3
Administrative Charges	\$ 4.0
General SFC	\$ 17.1
Capital Improvement Projects	\$ 119.3