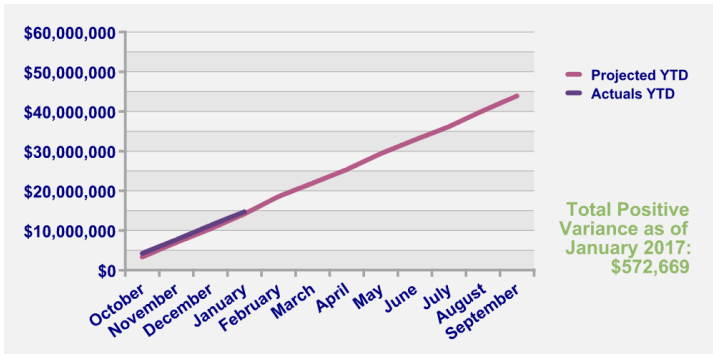




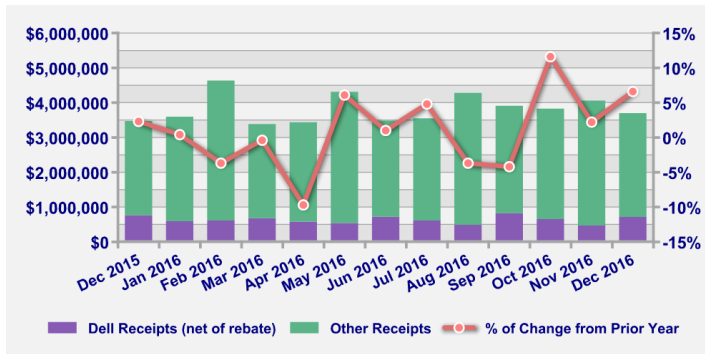
Round Rock by the Numbers

FY 2016/17 - First Quarter - 12/31/16

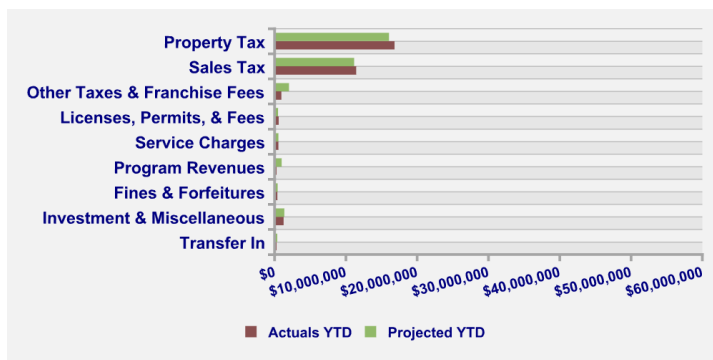
Sales Tax Actuals vs. Projections - Gen Fund Only



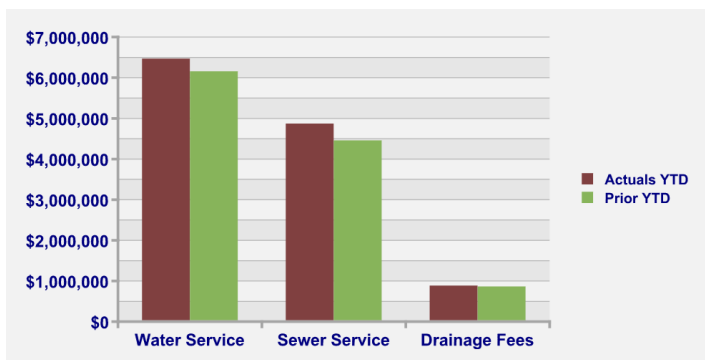
Rolling 12 Month - General Fund Sales Tax



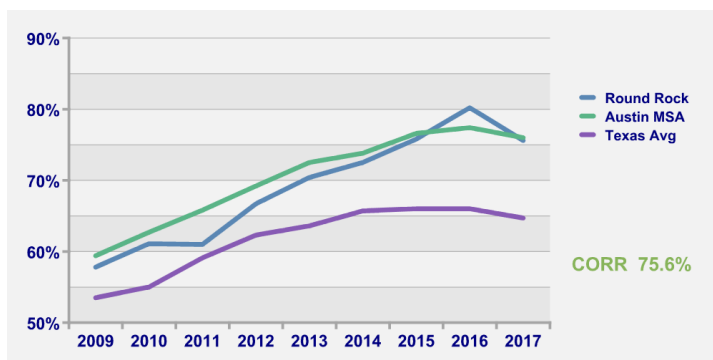
General Fund Revenues



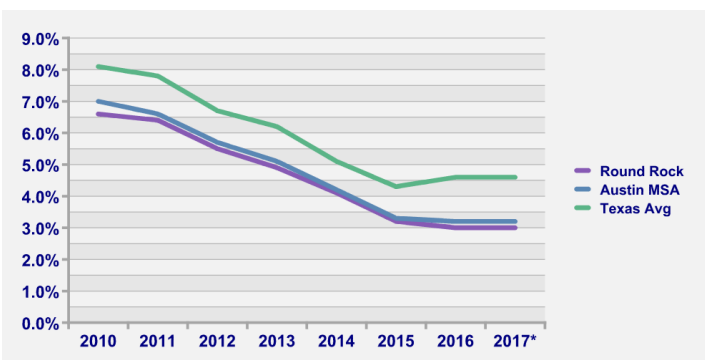
Utility Revenues



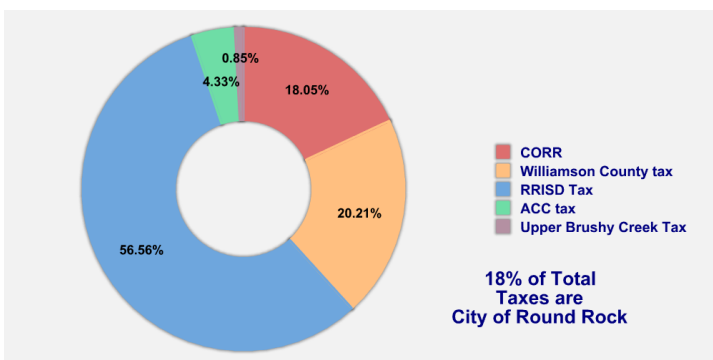
Hotel Occupancy Rates



Unemployment Data



Total Overlapping Tax Rate



Notes & Comments

- Local economy remains strong in first fiscal quarter resulting in better than projected sales tax collections.
- Dell Sales Tax remains volatile, but is within the projected 15% decline.
- Water and Sewer revenues are higher than prior year due to customer growth and drier conditions.



Round Rock by the Numbers

FY 2016/17 - Annual Facts

Tax Information

	2016/17	2015/16
Population	117,160	107,158
Property Tax Rate	\$ 0.42500	0.41465
M&O .27187 Debt .15313		
Average Home Value	\$ 240,179	216,594
Taxable Property Value (billions)	\$ 11.3	10.2
Property Tax per Capita	\$ 414.07	401.85

Taxing Entities

CORR tax	\$	0.425
Williamson County tax	\$	0.476
RRISD tax	\$	1.332
ACC tax	\$	0.102
Upper Brushy Creek tax	\$	0.020
Total Tax Rate (includes CORR)	\$	2.355

Debt Information

GO Bond Rating:	S & P	AA+
	Moody's	Aa1

Outstanding as of 9/30/2016 (millions)

GO & CO Bonds	\$	176.6
Utility / Drainage	\$	77 / 7.7
HOT	\$	4.4
Sports Center	\$	7.3
Type B	\$	9.2 + 11.5 (SIB)

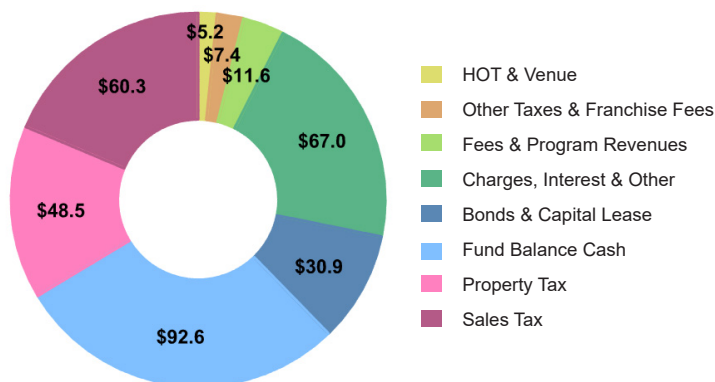
City Employees

FTEs	918.13	Dept Total
Sworn Police*	145	247.50
Firefighters	134	142
*School Resource Officers -	13 SROs + 2 Sgts)	

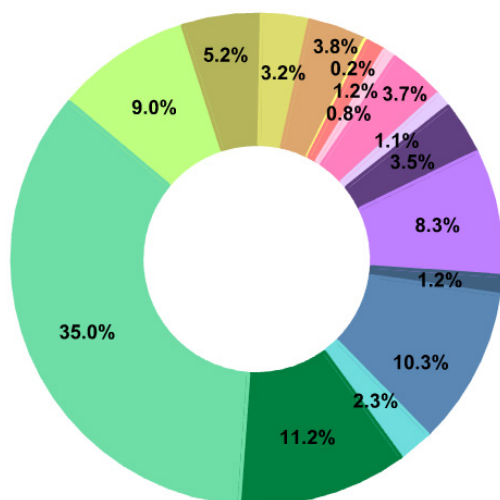
Top 10 Property Taxpayers (sorted by rank as of Oct 2016)

Dell Computer Holdings, LP
 CPG Round Rock, LP (Premium Outlets)
 Baltgem Development Group (La Frontera Village)
 CMF 15 Portfolio, LLC (Colonial Grand Apt)
 Columbia / St. Davids Healthcare
 Dell Computer Corp.
 BAEV-LASALLE RR University Blvd (University Commons Shopping Ctr)
 FST La Frontera LLC (La Frontera @ Hesters Xing)
 Fisher-Rosemount Systems Inc. (Emerson)
 Lodge Multifamily Austin LP (Lodge @ Warner Ranch Apts)

Total Revenues & Funding Sources 2016/17 - \$323.5 million



Total Adopted Budget 2016/17 - \$323.5 million



	(millions)
Police	\$ 29.1
Fire	\$ 16.9
Fiscal Support Services	\$ 10.2
Transportation	\$ 12.3
Communication	S .7
General Services	\$ 4.0
Library	\$ 2.7
Parks and Recreation	\$ 11.9
Planning and Development	\$ 3.4
Support Services	\$ 11.3
Water/Wastewater/Drainage	\$ 26.9
Sports Management	\$ 4.0
Debt Principal & Interest	S 33.4
Administrative Charges	\$ 7.5
General SFC	\$ 36.1
Capital Improvement Projects	\$ 113.1