

## CR-05 - Goals and Outcomes

### **Progress the jurisdiction has made in carrying out its strategic plan and its action plan. 91.520(a)**

This could be an overview that includes major initiatives and highlights that were proposed and executed throughout the program year.

In the 2017 program year the City of Round Rock continued to deliver programs and implement activities to achieve the goals and objectives described in the 2014-2018 Consolidated Plan and the 2017 Annual Action Plan. Per the table below the City is making progress towards meeting the goals identified but it is more important to remember that they are prone to some degree of uncertainty, particularly in the number of units of measure and outcomes. Round Rock's plans outline three overarching goals: 1)To provide decent housing by preserving housing stock, increasing the availability of affordable housing and reducing discriminatory barriers 2)To provide a suitable living environment through safer, more livable neighborhoods 3)To expand economic opportunities through homeownership opportunities. Funding priorities and highlights for the 2017 Community Development Block Grant Program are listed below:

- Round Rock Area Serving Center Food Pantry Program expended all 2017 CDBG funds in the amount of \$23,000 and assisted 878 low income households with food from their food pantry.
- Round Rock Area Serving Center Housing Assistance Program expended \$22,536 in 2017 CDBG funds and served 228 low income households with rent or mortgage assistance with up to \$100 per household.
- CASA Child Advocacy Program expended \$21,000 of CDBG 2017 funds and assisted 82 abused or neglected children in court.
- Round Rock Housing Authority NOC Program expended \$18,950 of CDBG 2017 funds and assisted 105 low income residents by providing teachers to mentor and tutor and with after school care and with a facilitator that assisted adult residents.
- The Hope Alliance Crisis Shelter project was also completed in the CDBG 2017 program year. CDBG funding from prior program years (14 & 15) were used for shelter improvements. Renovations included ADA accessible requirements, updated windows, insulation, flooring, kitchen and bathrooms and all other local government building requirements. During this program year 330 victims of domestic violence were assisted.
- CDBG program year 2016 funds were used to start Austin Avenue Sidewalks Improvements in program year 2017. The sidewalks were completed in the beginning of program year 2018.

**Comparison of the proposed versus actual outcomes for each outcome measure submitted with the consolidated plan and explain, if applicable, why progress was not made toward meeting goals and objectives. 91.520(g)**

Categories, priority levels, funding sources and amounts, outcomes/objectives, goal outcome indicators, units of measure, targets, actual outcomes/outputs, and percentage completed for each of the grantee's program year goals.

Goal	Category	Source / Amount	Indicator	Unit of Measure	Expected – Strategic Plan	Actual – Strategic Plan	Percent Complete	Expected – Program Year	Actual – Program Year	Percent Complete
Affordable Housing: Minor Repairs and Modification	Affordable Housing	CDBG: \$	Homeowner Housing Rehabilitated	Household Housing Unit	25	15	60.00%	5	4	80%
Neighborhood Improvement: RRASC Clean-up	Neighborhood clean-ups	CDBG: \$	Other	Other	1000	455	45.50%	0	0	0
Public Facility and Infrastructure Improvements	Non-Housing Community Development	CDBG: \$	Public Facility or Infrastructure Activities other than Low/Moderate Income Housing Benefit	Persons Assisted	1500	1	0.07%	3630	0	0.00%
Public Facility and Infrastructure Improvements	Non-Housing Community Development	CDBG: \$	Public Facility or Infrastructure Activities for Low/Moderate Income Housing Benefit	Households Assisted	0	0	0	0	0	0

Public Facility Imp.: Domestic Violence Shelter	Non-Housing Community Development	CDBG: \$	Public Facility or Infrastructure Activities other than Low/Moderate Income Housing Benefit	Persons Assisted	1	1	100.00%			
Public Facility Imp.: Domestic Violence Shelter	Non-Housing Community Development	CDBG: \$	Other	Other	1	1	100.00%			
Public Services: After School Tutoring	Public Services	CDBG: \$	Public service activities other than Low/Moderate Income Housing Benefit	Persons Assisted	350	140	40.00%	100	105	105.00%
Public Services: CASA Child Advocacy		CDBG: \$	Public service activities other than Low/Moderate Income Housing Benefit	Persons Assisted	285	1256	440.70%	100	82	82.00%
Public Services: Food Banks	Public Services	CDBG: \$	Public service activities other than Low/Moderate Income Housing Benefit	Persons Assisted	4200	1874	44.62%	850	878	103.29%
Public Services: Food Banks	Public Services	CDBG: \$	Public service activities for Low/Moderate Income Housing Benefit	Households Assisted	0	0	0	0	0	0

Public Services: Housing Assistance	Affordable Housing	CDBG: \$	Public service activities for Low/Moderate Income Housing Benefit	Households Assisted	1000	501	50.10%	250	228	91.20%
Public Services: Meals on Wheels		CDBG: \$	Public service activities other than Low/Moderate Income Housing Benefit	Persons Assisted	1000	502	50.20%	0	0	0

**Table 1 - Accomplishments – Program Year & Strategic Plan to Date**

**Assess how the jurisdiction’s use of funds, particularly CDBG, addresses the priorities and specific objectives identified in the plan, giving special attention to the highest priority activities identified.**

All of the funds expended during the program year directly addressed the priorities and objectives identified in the 2014-2018 Five Year Consolidated Plan and the 2017 Annual Action Plan. Funding decisions were based on the following process:

**Citizen Participation:** During the development of the CDBG 2017 plan, the City held two public hearings to solicit input from residents and social service providers in Round Rock. The public hearings were advertised in the local newspaper in English and Spanish as well as posted on the City Hall Bulletin and the City website. The public hearings were held at the Round Rock City Hall Council Chambers which is accessible to persons with disabilities. The City is committed to compliance with the Americans with Disabilities Act and Section 504 of the Rehabilitation Act of 1973, as amended. Reasonable modifications and equal access to communications will be provided upon request for the public hearings. City staff was present at all public hearings and was available to translate for persons with Limited English Proficiency.

**Funding Caps:** the City obligated the full 20% for program administration and the full 15 % for public services.

In addition to funding caps and meeting a High Priority need, the City considered other federal requirements in order to fund an activity. Activities had to meet a National Objective: 1) Benefit low to moderate income persons; 2) Prevent Slum or Blight or 3) Meet an urgent

need.

Utilizing these needs and objectives, a CDBG application process was undertaken to identify non-profit groups and city departments that could address the objectives. Successful applicants were awarded CDBG grant funding to undertake programs and projects that addressed the needs, priorities and specific needs identified in the plan. A detailed breakdown of the CDBG funds awarded and accomplishments reported for each activity funded is available in the PR03 Activity Summary Report available as Attachment 2 to this document.

## CR-10 - Racial and Ethnic composition of families assisted

Describe the families assisted (including the racial and ethnic status of families assisted).

91.520(a)

	CDBG
White	866
Black or African American	359
Asian	20
American Indian or American Native	6
Native Hawaiian or Other Pacific Islander	1
<b>Total</b>	<b>1,252</b>
Hispanic	467
Not Hispanic	785

**Table 2 – Table of assistance to racial and ethnic populations by source of funds**

### Narrative

The table above is labeled families assisted, however, the data is reporting on both families and persons assisted.

As demonstrated in the table above, for CDBG, 30% of those assisted were racial minorities, and 38% were Hispanic.

This table does not include all ethnicities and Other/Multi-racial like it is broken down in the IDIS Actual Accomplishments reporting page so numbers are actually a bit higher than shown in the table above. A detailed breakdown of the CDBG funds awarded and accomplishments reported for each activity funded is available in the PR03 CDBG Activity Summary Report, available as Attachment 2 to this document.

## CR-15 - Resources and Investments 91.520(a)

### Identify the resources made available

Source of Funds	Source	Resources Made Available	Amount Expended During Program Year
CDBG	CDBG	605,539	544,822
HOME	HOME		
HOPWA	HOPWA		
ESG	ESG		
Other	Other		

**Table 3 - Resources Made Available**

### Narrative

The amount of CDBG funds expended during the 2017 Program Year was \$544,822.30 which included prior year funds that were allocated to infrastructure and housing programs. At the end of the program year the City of Round Rock CDBG Program met the timeliness spending ratio of 1.49 as required by HUD. The following is the amount expended per Matrix Code Category:

14A Single Family Rehab (Habitat for Humanity): \$11,447.01

03C Homeless Facilities (Hope Alliance): \$163,560

03F Park, Recreational Facilities (City of Round Rock Veterans Park) \$37,063.68

03L Sidewalks (Austin Avenue Sidewalks) \$128,412.85

05 Public Services (RRHA Neighborhood Outreach Center) \$18,950

05N Abused and Neglected Children (CASA) \$21,000

05Q Subsistence Payment (RR Area Serving Center-Housing Asst.) \$22,536

05W Food Banks (RR Area Serving Center-Food Pantry) \$23,000

21A General Program Administration \$118,852.76

**Identify the geographic distribution and location of investments**

Target Area	Planned Percentage of Allocation	Actual Percentage of Allocation	Narrative Description

**Table 4 – Identify the geographic distribution and location of investments****Narrative**

All activities were made available to eligible participants on a city-wide basis who met the requirements of a low to moderate income person and/or household. A large portion of the federal funds are designated for public facility improvements in low-income neighborhoods. The CDBG program does not have any designated target areas but the following "High Priority" need activities describe the geographic distribution used:

Single Family Rehabilitation-Habitat for Humanity: The geographic distribution was city wide.

Public Services: The geographic distribution was city wide.

Infrastructure and Facility Improvements: The geographic distribution was a low to moderate income areas.

All projects funded were identified as "High Priority" in the Five Year Consolidated Plan (2014-2018). All CDBG funds (100%) were obligated to projects that benefit low to moderate income residents and all projects met a national objective.

During the 2016-2017 Program Year the City of Round Rock did not fund any activities that did not meet a National Objective or that required Anti-displacement or Relocation.



## **Leveraging**

**Explain how federal funds leveraged additional resources (private, state and local funds), including a description of how matching requirements were satisfied, as well as how any publicly owned land or property located within the jurisdiction that were used to address the needs identified in the plan.**

In an effort to leverage funds, the City has combined the CDBG and General Fund social service funding process. By combining these two processes, we can make sure to fund agencies providing a high priority need with General Funds that could not be funded with CDBG funds due to the 15% funding cap. This also eliminates the duplication of services. The process of funding social service agencies is as follows: A team consisting of Council members, City finance staff and CDBG staff review agency applications using set criteria and performance measurement. Funding recommendations are presented to the City Council through the budget process. Awarded agencies are contracted to deliver the specific services to residents of Round Rock. In 2017-2018 in addition to funding the full 15% in public services the City of Round Rock also funded the following agencies with General Funds to provide services for a total amount of \$182,000:

- Literacy Council-GED/ESL/Literacy classes \$5,000
- Foundation Communities, Inc.-Free tax preparation for low income residents \$15,000
- YMCA-After school care scholarships for low income families \$15,000
- Round Rock Area Serving Center-Volunteer Center Coordinator Salary \$35,000
- Senior Access-door to door senior transportation \$30,000
- Hope Alliance-Counselor salary \$40,000
- Texas Baptist Children's Home-partial salary for Trust Based Relational Intervention Specialist \$10,000
- Williamson County Children's Advocacy Center-child abuse intervention \$32,000

The City of Round Rock did not fund any city owned facilities for program year 2017.

## CR-20 - Affordable Housing 91.520(b)

Evaluation of the jurisdiction's progress in providing affordable housing, including the number and types of families served, the number of extremely low-income, low-income, moderate-income, and middle-income persons served.

	One-Year Goal	Actual
Number of Homeless households to be provided affordable housing units	0	0
Number of Non-Homeless households to be provided affordable housing units	0	0
Number of Special-Needs households to be provided affordable housing units	0	0
<b>Total</b>	<b>0</b>	<b>0</b>

Table 5 – Number of Households

	One-Year Goal	Actual
Number of households supported through Rental Assistance	250	228
Number of households supported through The Production of New Units	0	0
Number of households supported through Rehab of Existing Units	5	4
Number of households supported through Acquisition of Existing Units	0	0
<b>Total</b>	<b>255</b>	<b>232</b>

Table 6 – Number of Households Supported

**Discuss the difference between goals and outcomes and problems encountered in meeting these goals.**

The City was a bit short of meeting the proposed goal of providing rental assistance with CDBG funds to 250 low to moderate income unduplicated households by funding the Round Rock Area Serving Center Housing Assistance Program as a public service. The Round Rock Area Serving Center did assist 228 unduplicated clients with the \$25,000 in CDBG funds to provide rental assistance through their Housing Assistance Program. Habitat for Humanity was funded with CDBG funds to provide minor home repair under affordable housing and will continue to provide home repair to the low to moderate income

residents of Round Rock. The city of Round Rock has no numbers or data to report on the goals and actuals on Table 5 for homeless households, non-homeless households or special needs households. These goals were not a part of the 2017 Annual Action Plan.

**Discuss how these outcomes will impact future annual action plans.**

The City of Round Rock will continue to provide minor home repair in the next program year with 2018 CDBG funds. Single family rehabilitation is identified as a "High" priority need in the 2014-2018 Consolidated Plan, therefore Round Rock will continue to fund home repair projects. Habitat for Humanity and the City of Round Rock are working together to meet current goals.

In addition to funding minor home repair the City will continue to fund the Round Rock Area Serving Center for housing assistance.

**Include the number of extremely low-income, low-income, and moderate-income persons served by each activity where information on income by family size is required to determine the eligibility of the activity.**

Number of Households Served	CDBG Actual	HOME Actual
Extremely Low-income	4	0
Low-income	0	0
Moderate-income	0	0
<b>Total</b>	<b>4</b>	<b>0</b>

**Table 7 – Number of Households Served**

**Narrative Information**

The number of extremely low, low and moderate income households listed in the table above are only for the Habitat for Humanity housing program discussed in this section. The PR03 report in Attachment 2 goes into detail on the income of households/persons served for every activity including public services where information by family size is required to determine eligibility.

In the efforts to address "worst case needs and persons with disabilities" the City funds the Round Rock Area Serving Center (RRSC) with CDBG funds and general funds. The RRASC assists the very low income,

persons with disabilities and homeless or people that are stranded in the city with food and/or rent or temporary shelter and gas.

The City of Round Rock recognizes that the very low income, and persons with disabilities may have difficulty paying their utility bills when facing financial difficulties. In addition to funding the RRASC to provide rent and food assistance the city works with the RRASC to offer the Friendly Rock Program. The Friendly Rock Program helps round rock residents facing financial difficulties pay their essential water utility services. This program is funded with resident donations and is administered for the City by the RRASC. Water customers that want to contribute to this program simply complete the Contribution Form in their utility bill that authorizes the city to add \$1 or more to their utility bill payment each month.

In order to foster and maintain affordable housing, the City of Round Rock supports affordable housing tax credit developments. Although the City of Round Rock did not invest CDBG funds in providing non-homeless but very low income residents with affordable housing units, there are several Low Income Housing Tax Credit multi family housing units available to very low income families in Round Rock. The Red Villas, Townhomes at Double Creek and Waters at Sunrise are affordable multi family developments constructed by residential developers or investors with tax credits through the Texas Department of Housing and Community Affairs. Using the Housing Tax Credit program these developers were able to construct affordable housing units that are decent, safe and sanitary to low and very low income residents. Earlier this year the Round Rock city council approved a resolution in support of developers application for the state tax credit program to make major renovations at the Round Rock Oak Grove multi family housing complex. The Texas Department of Housing and Community Affairs has since announced that they have approved an allocation of housing tax credits for the Round Rock Oak Grove renovation project. Renovation was set to start March 2018.

The City is making progress towards meeting the needs of persons with disabilities by funding park improvements for the addition of ADA transition ramp into the playground, replacing deficient paths and walkways and deficient curb ramps; construction of new sidewalks include new ADA accessible curb ramps, driveway modifications to existing driveways that currently exceed a 2% cross-slope where the travel path is located, and new sidewalk connections where none previously existed.

## **CR-25 - Homeless and Other Special Needs 91.220(d, e); 91.320(d, e); 91.520(c)**

**Evaluate the jurisdiction's progress in meeting its specific objectives for reducing and ending homelessness through:**

### **Reaching out to homeless persons (especially unsheltered persons) and assessing their individual needs**

The City's efforts to prevent homelessness is referring citizens to organizations who address the homelessness issue that affect their quality of life such as Round Rock ISD, Round Rock Area Serving Center, and the Sacred Heart Community Clinic. This strong referral system has strengthened the relationship with these organizations.

Other efforts to prevent homelessness, include the continued funding of public services that provide services to assist low-income households improve their abilities for self-sufficiency; and providing on-going technical assistance to local service providers to increase their organizational capacity and ability to provide effective services.

### **Round Rock ISD**

Round Rock ISD has a Homeless Liaison that assists homeless and at risk homeless students as well as administers a Texas Support for Homeless Education Program (TEXSHEP).

The Homeless Liaison provides the following:

- Verify and track students
- Coordinate services for homeless students
- Works with campuses to make sure students are receiving academic support
- Coordinates with transportation and food services to ensure transportation and breakfast/lunch for students

TexShep funds are also used to provide school supplies and emergency clothes and food as well as summer school credit recovery tuition.

### **Round Rock Area Serving Center**

The Round Rock Area Serving Center provided housing assistance to low income residents of Round Rock with 2017 CDBG funds. This program allows the Round Rock Area Serving Center to help with rent or mortgage to help prevent eviction or foreclosure. The Round Rock Area Serving Center also provides temporary non CDBG funded lodging for homeless persons and assists them with food, clothing, prescription assistance, gas vouchers, blankets and bus tickets. Last program year the Round Rock Area

Serving Center provided temporary shelter 28 times, issued out 41 gas vouchers and provided transportation 17 times for homeless in Round Rock.

### **Sacred Heart Community Clinic**

The Sacred Heart Community Clinic in Round Rock assist homeless persons with health care. About 15 homeless persons received 45 free health care units of service from the clinic last program year. After an intake evaluation, they are provided free medical and dental care as well as free medications from their onsite pharmacy.

### **Addressing the emergency shelter and transitional housing needs of homeless persons**

The City of Round Rock does not receive any Emergency Solutions Grant funds and although CDBG did not fund any agencies to provide emergency shelter or transitional housing, the following agencies did provide these services in Round Rock during the CDBG 2017 program year with non-CDBG funds:

Hope Alliance Crisis Shelter provides emergency shelter to victims of domestic violence. Last program year they assisted 330 victims of domestic violence. Hope Alliance was provided general funds to pay for the salary of a counselor during the 2017 program year.

Bluebonnet Trails Supportive Housing program provides a safe and supportive program for adults in transition from crisis to stability while the individual resides in the program. The expected length of stay in the Supported Housing program is up to 90 days. At the end of the three month stay, participants will have increased resources for income, employment and sustainable residential stability.

The Bluebonnet Trails Supportive Housing Program accepts applications from interested individuals who are homeless or at risk of homelessness. Each application is reviewed by the housing committee to determine enrollment into the program. The transitional homes are tobacco, alcohol, and drug free and encourage spiritual, mental and emotional growth.

The goal of the Supportive Housing Program is to facilitate the change process for individuals with substantial mental illness through skills building, self-awareness, self-advocacy, and providing supports necessary for stable lives in a community setting. While in the home setting, individuals will receive the following services:

- Skills Building
- Peer Support

- Supported Employment
- Referrals and Education

**Helping low-income individuals and families avoid becoming homeless, especially extremely low-income individuals and families and those who are: likely to become homeless after being discharged from publicly funded institutions and systems of care (such as health care facilities, mental health facilities, foster care and other youth facilities, and corrections programs and institutions); and, receiving assistance from public or private agencies that address housing, health, social services, employment, education, or youth needs**

In an effort to help low income residents of Round Rock including those that are likely to become homeless or are currently homeless, the City of Round Rock 2017 CDBG funding was awarded to the Round Rock Area Serving Center for the purchase of food to stock their food pantry and also funds to assist residents with rent and mortgage payments. Because the Round Rock Area Serving Center does not turn anyone away they are probably the main source of assistance in the city for all extremely low income families and individuals at-risk of becoming homeless including those likely to become homeless after being discharged from publicly funded institutions and systems of care.

In addition to assisting low-income individuals and families with CDBG funded rent/mortgage payments and food they also provide the following non-CDBG funded services to help these families and individuals avoid becoming homeless:

- Prescription assistance Vouchers to the thrift store for clothes and furniture

By providing these resources, a family can pay their rent and mortgage when facing difficult times. Often the loss of a job or an illness may cause a family to fall behind in the rent or mortgage in order to buy food or prescriptions.

**Helping homeless persons (especially chronically homeless individuals and families, families with children, veterans and their families, and unaccompanied youth) make the transition to permanent housing and independent living, including shortening the period of time that individuals and families experience homelessness, facilitating access for homeless individuals**

## **and families to affordable housing units, and preventing individuals and families who were recently homeless from becoming homeless again**

In an effort to assist homeless persons and families with children the following agencies provided services or housing with non-CDBG funded programs:

### **The Texas Baptist Children's Home**

The Texas Baptist Children's Home (TBCH) provides transitional housing to mothers and their children. Family Care is a place for motivated mothers and their children to live while they transition into successful, independent futures.

The ministry has nine cottages, housing up to five families in each cottage, with live-in Family Life Coordinators. Each unit has a bedroom, bathroom, and kitchen areas, and families share large dining, living, laundry and play space.

A staff therapist offers individual, group and family therapy for every mother and child, as needed.

Assistance is provided in goal setting, education, budgeting, parenting, effective communication, relationship building and spiritual growth. As the residents buy-in, they must commit to being gainfully employed and saving toward future stability.

The Texas Baptist Children's Home (TBCH) provides transitional housing to mothers and their children. Family Care is a place for motivated mothers and their children to live while they transition into successful, independent futures.

City staff networks with the TBCH and the city also plans to include the TBCH to participate in the needs assessment and one on one interviews for the completion of the next 5 year consolidated plan and the analysis of impediments to fair housing stakeholder meetings.

### **Williamson-Burnet Counties Opportunities (WBCO)**

During the program year, Williamson-Burnet Counties Opportunities (WBCO) provided childcare for five children from four families that were homeless. During the program year the families were able to acquire housing.

During the 2017 program year city CDBG staff did not network or know of any agencies in Round Rock that assisted homeless veterans and unaccompanied youth. CDBG staff will continue to network with



non-profits and report on the resources that are available in Round Rock for the homeless population.

## **CR-30 - Public Housing 91.220(h); 91.320(j)**

### **Actions taken to address the needs of public housing**

Public housing is administered and managed by the Round Rock Housing Authority. The Round Rock Housing Authority was established in 1966, with the first development built in 1972. Today the Housing Authority owns 100 units at the following three locations: 1505 Lance Lane, 1100 Westwood and 1007 Cushing Drive. The housing authority also administers Section 8 Housing Vouchers. During the 2017 program year the housing authority administered 212 housing vouchers.

The Round Rock Housing Authority received approximately \$164,846 in Capital Grant Funds that were used for operations during the 2017 program year.

In an effort to address and improve the needs of public housing and resident initiatives the City of Round Rock funded the Round Rock Housing Authority (RRHA) Neighborhood Outreach Center (NOC) Program. The RRHA partnered with the Round Rock ISD to employ retired educators to tutor/mentor elementary and secondary children after school at the NOC. CDBG program year 2017 funding was used to pay for the partial salaries of teachers and a resident facilitator. The facilitator worked with resident families and was the community link to education. By implementing a reading program for the afterschool tutoring program, the facilitator has noticed improvements in reading levels with the children that attended the NOC.

### **Actions taken to encourage public housing residents to become more involved in management and participate in homeownership**

The Round Rock Housing Authority continued the Family Self Sufficiency (FSS) Program in the 2017-2018 program year. The FSS program was created to help housing residents become more involved in management and participate in homeownership. Through the FSS Program families received supportive case management to help them reach their individual goals towards self-sufficiency. Some of the classes that the FSS program provides are:

- Banking Basics
- Budgeting Workshops
- Wellness
- Financial Literacy
- Financial Recovery
- Pay Yourself First
- Own Your Own Home

- Credit Repair
- Borrowing Basics

During the 2017-2018 program year a RRHA tenant that participated in the FSS program was able to purchase a home. Other tenants are currently still working on meeting their goals to help improve their lives.

### **Actions taken to provide assistance to troubled PHAs**

The Round Rock Housing Authority continues to hold a "High Performer" status under HUD's Section Management Assessment Program (SEMAP); therefore, it is not designated as a "troubled" agency.

## **CR-35 - Other Actions 91.220(j)-(k); 91.320(i)-(j)**

**Actions taken to remove or ameliorate the negative effects of public policies that serve as barriers to affordable housing such as land use controls, tax policies affecting land, zoning ordinances, building codes, fees and charges, growth limitations, and policies affecting the return on residential investment. 91.220 (j); 91.320 (i)**

In an effort to remove barriers to affordable housing the Round Rock City Council approved a resolution of support for a developer's application for state tax credits that would allow for major renovations to the Round Rock Oak Grove multi family housing complex. This fall the state announced that they have approved an allocation of housing tax credits for the Round Rock Oak Grove renovation project.

Council has also approved several Planned Unit Developments that allow for detached single family housing units on condominium lots. By providing this housing alternative to standard single family home on fee simple lots, developers are able to offer quality housing units at a lower price points due to reduced infrastructure and public improvement costs. These types of single family condominium developments are being recommended for infill or remnant tracts where larger scale residential developments would not be feasible.

## **Actions taken to address obstacles to meeting underserved needs. 91.220(k); 91.320(j)**

Despite efforts, there remain a number of significant obstacles to meeting underserved needs. The following obstacles to meeting these needs in Round Rock are: Population growth; High cost of housing; Cut backs in state and federal funding for basic needs and the need to transportation to existing services and childcare exceed available resources to meet these needs. To address the population growth and the high cost of housing, the Round Rock Area Serving Center provides rent/mortgage, food pantry and utility assistance. The City funded the RRASC for these programs with CDBG program year 17 funds.

The following programs also help address the cut backs in state and federal funding and the need for childcare and transportation to existing services:

Senior Access was provided General Fund money in the 2017 program year to provide door to door transportation to seniors to doctors appointments, pharmacies, grocery stores, to pay bills, and to social service agencies for services.

Foundation Community was awarded General Fund grant in program year 2017 to provide free tax preparation to low to moderate income families.

Meals on Wheels provides warm meals to homebound and congregate seniors year round.

Head Start provides affordable childcare to low income and homeless families.

In order to meet transportation demand, the city developed a fix route bus service that was designed and focused on access to employment services to meet the needs of the low income and minority populations to jobs, education and employment. This service offers ADA paratransit services as well for anyone with a disability that prevents them from being able to ride any fixed route vehicle, disembark from any fixed route vehicle or travel independently all or some of the time on any fixed route vehicle.

Council has also passed an ordinance that allows Round Rock Transit to sell discount bus passess to non-profit and government agencies for the purpose of distributing the passes to low income persons and families that meet the participation requirements.

The City also provides residents with the Guide to Affordable Housing in the Greater Austin Area. This guide is a tool for people seeking affordable rental housing in the Austin area that includes Round Rock. The guide contains general information on housing programs funded on the local, county, stte and federal levels, as well as specific information about complexes participating in these programs. It contains lists and explanations of rental housing with rent restrictions, income based rents and tenant income limits. The Guide to Affordable Housing is available at City hall and also a link to the guide is provided on the CDBG webpage on the City website.

### **Actions taken to reduce lead-based paint hazards. 91.220(k); 91.320(j)**

During the CDBG 2017-2018 program year, the City of Round Rock continued its funding of CDBG grant funds to the Habitat for Humanity Minor Home Repair Program.

Because the majority of residential housing development in Round Rock occurred after the use of lead based paint was banned there are very few homes that receive minor home repair that were built before 1978 or that test positive for lead.

With the implementation of the Habitat for Humanity Minor Home Repair Program, the program policy and procedures manual addresses compliance with the Residential Lead Based Paint Hazard Reduction Act of 1992 (Title X) and subsequent changes in September 1999. The procedures include:

1. Notification
2. Identification
3. Treatment (if necessary)

The Habitat for Humanity Minor Home Repair Program funded with CDBG funds, aids in correcting substandard conditions which contribute to LBP hazards. Applicants who are eligible for the program

are provided LBP information at the time of intake and were made aware of possible dangers of LBP.

### **Actions taken to reduce the number of poverty-level families. 91.220(k); 91.320(j)**

During the 2017 program year the City of Round Rock took the following actions to reduce the number of poverty level families:

- Habitat for Humanity was funded with prior year CDBG funds to provide minor home repair for the low and very low income residents in Round Rock. A total of 4 households were assisted with repairs to include fence, plumbing, electrical, weatherization, and ADA improvements. This is an on-going project that will continue into program year 2018.
- Round Rock Area Serving Center was funded with CDBG program year 2017 to provide rent and mortgage assistance and access to their food pantry. A total of 1106 unduplicated low to moderate income Round Rock households received services with CDBG funds at the Serving Center.

### **Actions taken to develop institutional structure. 91.220(k); 91.320(j)**

Executive implementation of the Consolidated Plan involves a variety of agencies. Collaboration and coordination between agencies is important to ensuring that the needs in the community are addressed. The key agencies involved are described below:

- Williamson County and Cities Health District (WCCHD)-offers a variety of services including alcohol and drug testing, WIC, family assistance, public health services, senior services, emergency services, and HIV testing and counseling.
- Round Rock Housing Authority (RRHA) administers the Housing Choice (Section 8) Voucher program. The City works closely with the RRHA regarding public housing issues.
- Habitat for Humanity of Williamson County provides residents with minor home repair.
- Williamson-Burnet Counties Opportunities (WBCO) provides meals to seniors.
- Senior Access provides door to door as needed transportation to seniors.
- United Way continues working with people and organizations throughout Williamson County to build stronger communities and improve lives.

### **Actions taken to enhance coordination between public and private housing and social service agencies. 91.220(k); 91.320(j)**

The first Tuesday of every month the Round Rock Volunteer Center holds a networking meeting at the Alan R. Baca Senior Center. The City of Round Rock staff including CDBG staff, and sometimes representatives from Police, Fire, and code enforcement attend this meeting to make sure they are all up to date with social service agencies providing necessary resources for the low to moderate income, elderly, homeless and persons with disabilities. Representatives from non-profit and social service agencies come together to discuss community needs and to describe actions to reduce the number of persons living below poverty level. Every month a guest speaker talks about what their agency/organization is doing to address and reduce the number of persons living below poverty level. Ideas are exchanged and clients are referred to agencies that can help with their individual needs. Some of the agencies that attend these monthly meetings are:

- Surrounding Public Housing Authorities
- Literacy Council of Williamson County
- Hope Alliance
- American Red Cross
- Texas Workforce Commission
- Community Foundation
- Bluebonnet Trails MHMR
- WBCO
- Lifesteps
- RRISD
- United Way
- ARCIL (Advocacy Resource Center for Independent Living)

The City staff also works closely with the Round Rock Housing Authority to enhance coordination and build a strong relationship in order to assist the public housing residents. Because the City funds the Round Rock Housing Authority with CDBG funds, CDBG staff often meets with the housing authority director and makes frequent visits to the administrative offices.

The City will include all the agencies list above in the development of the next 5 year con plan and the development of the analysis of impediments to fair housing.

CDBG staff makes sure social service agencies are aware of the yearly CDBG funding process and all public hearings. CDBG staff used the Williamson County Networking Meeting as a platform to notify agencies of upcoming public heaings, action plans and funding opportunities.

The City of Round Rock Community Development Department Neighborhood Services staff work closely with neighborhoods to ensure that residents are aware of social service agencies that are available to provide much needed resources to the community. Neighborhood Services regularly attend neighborhood association meetings and one of the main goals is to enhance coordination between the public and city resources as well as social service agencies in the area.

**Identify actions taken to overcome the effects of any impediments identified in the jurisdictions analysis of impediments to fair housing choice. 91.520(a)**

In 2000, consultants from the University of Texas prepared an Analysis of Impediments to Fair Housing Round Rock, TX. This study provided a comprehensive review of the City's administrative and judicial policies. The analysis profiled the housing market in Round Rock, identified the local market and addressed housing affordability, physical condition of housing stock, and public housing. Barriers to affordable housing that were identified through the city's citizen participation process were:

- Lack of options
- Lack of transitional support and lack of assistance needed for move in costs/deposits
- Land prices
- Lack of community involvement and creativity in problem solving
- Negative neighborhood perception regarding low income housing
- Lack of public transportation

The City of Round Rock CDBG Program is currently working with the City of Austin, Round Rock Housing Authority, Travis County, Taylor Housing Authority, City of Pflugerville, Capital Area Council of Governments, Housing Authority of the City of Austin, Georgetown Housing Authority and Williamson County to develop a regional Analysis of Impediments to Fair Housing (AI). CDBG staff entered into a interlocal agreement with these other cities/housing authorities and hired a consultant to complete the Analysis of Impediments to Fair Housing (AI) in 2017. The AI is currently in draft form and public participation and comment period on the document will continue in early 2019. This AI will be submitted to HUD in 2019 along with the next five year consolidated plan (2019-2023).

The City of Round Rock CDBG staff refers anyone needing to file a housing discrimination complaint or needing information on fair housing to the Austin Tenants Council. The Austin Tenants Council Fair Housing Program helps any person who has been discriminated against in the rental, sale, financing or appraisal of housing. The state and federal Fair Housing Act prohibits discrimination because of a person's race, color, national origin, religion, sex, disability (mental or physical) or familial status. The Fair Housing Program documents and investigates complaints; provides advice about remedies under fair housing laws, and coordinates legal services to assist victims of housing discrimination. The Fair Housing Program provides fair housing seminars and presentations to interested parties.



## **Fair Housing**

In the meantime, the City funded the following CDBG and non-CDBG funded activities to implement and address the barriers to affordable housing and impediments to fair housing choice as identified in the public participation process during the development of the AI and/or affirmatively further fair housing for the protected classes: Race, Color, Sex, Religion, National Origin, Disability and Familial Status. Greenhil and Austin Avenue Sidewalks were funded with CDBG and project included new sidewalks, new curb ramps and the modification of existing driveways where the sidewalk path crossed the driveways. Veterans Park improvements was funded with CDBG and project included the replacement of an old restroom that had multiple ADA deficiencies, ADA transition ramp was added for access into the playground, and ADA deficient paths and walkways were also added. This project also included improved accessibility to the basketball court and picnic facilities. Greenhill Park was funded with CDBG funds project allowed for the replacement of deficient paths, curbs and walkways as well as added ADA transition ramp into the playground. Senior Access was funded with non-CDBG funds to assist elderly and disabled residents with door to door transportation to appointments and errands.

## **CR-40 - Monitoring 91.220 and 91.230**

**Describe the standards and procedures used to monitor activities carried out in furtherance of the plan and used to ensure long-term compliance with requirements of the programs involved, including minority business outreach and the comprehensive planning requirements**

The City of Round Rock has developed a monitoring system that includes monitoring policies, procedures and standards to ensure that all activities carried out with CDBG funds are done so in a timely manner in accordance with federal monitoring requirements, and all other applicable laws, regulations, policies and sound management and accounting practices including all the requirements of 24 CFR 570.502, 2 CFR 200.238, 2 CFR 200.331 (d) and any other applicable federal requirements.

Subrecipients are monitored to ensure that they have implemented and administered their CDBG funded activities according to applicable Federal Requirements. Particular attention is paid to compliance with eligible and national objective requirements. Other areas emphasized are the financial management systems, internal controls, procurement practices and compliance with civil rights requirements.

When applicable, subrecipients are required to submit copies of paid receipts, timesheets, income documentation, client data and self-certification forms with their monthly requests for reimbursement. This information is used to determine the number of unduplicated beneficiaries. Monthly reports were submitted by each subrecipient so staff could monitor the progress of each activity, provide technical assistance or consultation when needed to ensure that all objectives are met.

Subrecipients are monitored on-site yearly. On-site monitoring will consist of a 5 step process:

1. Notification letter
2. Entrance conference
3. Documentation, Data Acquisition and Analysis
4. Exit Conference
5. Follow-up monitoring letter and report

The on-site monitoring will evaluate program administration and regulatory compliance to include the following:

- Conformance to the Subrecipient Agreement
- Record Keeping Systems

- Financial Management Systems
- Insurance
- Procurement Procedures
- Equipment
- Non-discrimination and Actions to Further Fair Housing

In the CDBG 2017-2018 program year the Round Rock Area Serving Center Food Pantry & Housing Assistance Program, CASA Child Advocacy Program and the Round Rock Housing Authority NOC Programs were monitored. The monitoring reviews revealed that their systems and procedures in the areas monitored were satisfactory.

#### **Citizen Participation Plan 91.105(d); 91.115(d)**

**Describe the efforts to provide citizens with reasonable notice and an opportunity to comment on performance reports.**

In order to provide citizens with a reasonable notice and an opportunity to comment on the CAPER, a Notice of Public Hearing was published in the Round Rock Leader on December 1, 2018 in English and Spanish. The notice was also posted on the City bulletin at city hall on November 30, 2018 as well as in the City news section of the website. The public hearing on the CAPER was held on December 20, 2018 before city council. The public was given 18 days to comment either in person or in writing. No comments were received. The draft CAPER was provided on the CDBG webpage on the city website as well as at city hall. The public hearings were held at City Hall Council Chambers which is accessible to persons with disabilities. The City is committed to compliance with the Americans with Disabilities Act and Section 504 of the Rehabilitation Act of 1973, as amended. Reasonable modifications and equal access to communications will be provided upon request for the public hearings. City staff was present at all public hearings and was available to translate for persons with Limited English Proficiency.

#### **CR-45 - CDBG 91.520(c)**

**Specify the nature of, and reasons for, any changes in the jurisdiction's program objectives and indications of how the jurisdiction would change its programs as a result of its experiences.**

During the CDBG 2017-2018 Program Year there were no changes in the jurisdictions program objections. The City of Round Rock did not have any open Brownfields Economic Development Initiative Grants (BEDI) during this program year therefore there are no BEDI accomplishments or program outcomes to report in this CAPER report.

**Does this Jurisdiction have any open Brownfields Economic Development Initiative (BEDI) grants?**

No

**[BEDI grantees] Describe accomplishments and program outcomes during the last year.**

**CR-45 - CDBG 91.520(c)**

**Specify the nature of, and reasons for, any changes in the jurisdiction's program objectives and indications of how the jurisdiction would change its programs as a result of its experiences.**

During the CDBG 2017-2018 Program Year there were no changes in the jurisdictions program objections. The City of Round Rock did not have any open Brownfields Economic Development Initiative Grants (BEDI) during this program year therefore there are no BEDI accomplishments or program outcomes to report in this CAPER report.

**Does this Jurisdiction have any open Brownfields Economic Development Initiative (BEDI) grants?**

No

**[BEDI grantees] Describe accomplishments and program outcomes during the last year.**

## Attachment



### Executive Summary

## Fourth Program Year CAPER

City of Round Rock CAPER 2017-2018

### Executive Summary

The City of Round Rock received \$605,539 in Community Development Block Grant funds in the Program Year 2017-2018. This was the fourth program year in the 2014-2018 Consolidated Plan. In this fourth program year, funds were allocated to public service activities, public facilities and improvements, and program administration.

The City obligated 20% (\$121,107) of the total allocation to program administration and 15% (\$90,830) to public services. The remaining \$393,602 was allocated to Public Facilities and Improvements and Park Improvements.

In addition to expenditure caps, other federal requirements were considered to determine if a project was eligible for funding. Any project or activity must meet one of the following three National Objectives to be eligible [24 CFR § 570.200 (a)]: (1) to benefit low to moderate income persons; or (2) prevent slum and blight; or (3) to meet an urgent need (per HUD's definition).

In the 2017-2018 Program Year the City of Round Rock expended \$544822.30 in CDBG funds. These expenditures allowed the City of Round Rock to meet the timeliness test conducted by the HUD field office with a ratio of 1.49.

To ensure that the city would meet the spending ratio, the City of Round Rock required that Sub-recipients submit beneficiary reports and reimbursement requests on a monthly basis with all back up documentation. Staff conducted desk reviews every month to track their spending and performance goals.

In addition to that Sub-recipient agreements had an expiration date of July 1 to expend their funds. This stricter deadline ensured that sub-recipients spent funds in a timely manner.

The activities in the 2017-2018 Annual Action Plan met the criteria for funding and the CDBG program's goals and objectives as well as the goal of reducing discriminatory barriers.

# PR03 CAPER 2017



U.S. Department of Housing and Urban Development  
Office of Community Planning and Development  
Integrated Disbursement and Information System  
CDBG Activity Summary Report (GPR) for Program Year 2017  
ROUND ROCK

Date: 10-Dec-2018  
Time: 9:22  
Page: 1

PGM Year: 2014

Project: 0001 - PARK IMPROVEMENTS

IDIS Activity: 452 - City of Round Rock Veterans Park 2014

Status: Completed 7/18/2018 12:00:00 AM  
Location: 600 Pecan Ave Round Rock, TX 78664-4449

Objective: Create suitable living environments  
Outcome: Availability/accessibility  
Matrix Code: Parks, Recreational Facilities (03F)

National Objective: LMA

Initial Funding Date: 09/28/2015

## Description:

unallocated funds and balances from completed projects will be used for park improvements at Veterans Park: Basketball fence upgrade, basketball court lighting, playground improvements (purchase and installation of new playground).  
A budget and program amendment was done; all public notices and public hearing requirements were met.

## Financing

	Fund Type	Grant Year	Grant	Funded Amount	Drawn In Program Year	Drawn Thru Program Year
CDBG	EN	Pre-2015		\$152,242.16	\$0.00	\$0.00
		2014	B14MC480514		\$37,063.68	\$152,242.16
<b>Total</b>	<b>Total</b>			<b>\$152,242.16</b>	<b>\$37,063.68</b>	<b>\$152,242.16</b>

## Proposed Accomplishments

Public Facilities : 1  
Total Population in Service Area: 1,225  
Census Tract Percent Low / Mod: 57.96

## Annual Accomplishments

Years	Accomplishment Narrative	# Benefitting
2014		





U.S. Department of Housing and Urban Development  
Office of Community Planning and Development  
Integrated Disbursement and Information System  
CDBG Activity Summary Report (GPR) for Program Year 2017  
ROUND ROCK

Date: 10-Dec-2018  
Time: 9:22  
Page: 2

PGM Year: 2014

Project: 0004 - SHELTER REHAB

IDIS Activity: 454 - Hope Alliance Shelter Rehab

Status: Completed 4/27/2018 12:00:00 AM

Location: 1099 Gattis School Rd Round Rock, TX 78664-7002

Objective: Create suitable living environments

Outcome: Availability/accessibility

Matrix Code: Homeless Facilities (not operating costs) (03C)

National Objective: LMC

Initial Funding Date: 09/30/2015

Description:

funding will pay for rehab of the domestic violence shelter

Financing

	Fund Type	Grant Year	Grant	Funded Amount	Drawn In Program Year	Drawn Thru Program Year
		Pre-2015		\$75,000.00	\$0.00	\$0.00
CDBG	EN	2014	B14MC480514		\$73,560.00	\$75,000.00
Total	Total			\$75,000.00	\$73,560.00	\$75,000.00

Proposed Accomplishments

Public Facilities : 1

Actual Accomplishments

Number assisted:

	Owner		Renter		Total		Person	
	Total	Hispanic	Total	Hispanic	Total	Hispanic	Total	Hispanic
White:	0	0	0	0	0	0	208	105
Black/African American:	0	0	0	0	0	0	66	0
Asian:	0	0	0	0	0	0	6	0
American Indian/Alaskan Native:	0	0	0	0	0	0	4	0
Native Hawaiian/Other Pacific Islander:	0	0	0	0	0	0	0	0
American Indian/Alaskan Native & White:	0	0	0	0	0	0	0	0
Asian White:	0	0	0	0	0	0	0	0
Black/African American & White:	0	0	0	0	0	0	0	0
American Indian/Alaskan Native & Black/African American:	0	0	0	0	0	0	0	0
Other multi-racial:	0	0	0	0	0	0	46	0
Asian/Pacific Islander:	0	0	0	0	0	0	0	0
Hispanic:	0	0	0	0	0	0	0	0
Total:	0	0	0	0	0	0	330	105
Female-headed Households:	0		0		0			

PR03 - ROUND ROCK

Page: 2 of 28



U.S. Department of Housing and Urban Development  
Office of Community Planning and Development  
Integrated Disbursement and Information System  
CDBG Activity Summary Report (GPR) for Program Year 2017  
ROUND ROCK

Date: 10-Dec-2018  
Time: 9:22  
Page: 3

Income Category:

	Owner	Renter	Total	Person
Extremely Low	0	0	0	330
Low Mod	0	0	0	0
Moderate	0	0	0	0
Non Low Moderate	0	0	0	0
Total	0	0	0	330
Percent Low/Mod				100.0%

Annual Accomplishments

Years	Accomplishment Narrative	# Benefitting
2014		



U.S. Department of Housing and Urban Development  
Office of Community Planning and Development  
Integrated Disbursement and Information System  
CDBG Activity Summary Report (GPR) for Program Year 2017  
ROUND ROCK

Date: 10-Dec-2018  
Time: 9:22  
Page: 4

PGM Year: 2015

Project: 0003 - Shelter Rehabilitation

IDIS Activity: 460 - Hope Alliance Shelter Rehabilitation

Status: Completed 12/6/2018 12:00:00 AM

Location: 1011 Gattis School Rd Round Rock, TX 78664-7008

Objective: Create suitable living environments

Outcome: Availability/accessibility

Matrix Code: Homeless Facilities (not operating costs) (03C)

National Objective: LMC

Initial Funding Date: 01/04/2016

Description:

Funds will be combined with program year 2014 (\$75,000) funds and with Williamson County CDBG Funds to complete the shelter rehabilitation to include replacement of all flooring and windows, total kitchen remodel, install attic insulation, replace closet doors and shelving in bedrooms, pantry and play areas and replace security system.

Financing

	Fund Type	Grant Year	Grant	Funded Amount	Drawn In Program Year	Drawn Thru Program Year
CDBG	EN	2015	B15MC480514	\$90,000.00	\$90,000.00	\$90,000.00
<b>Total</b>	<b>Total</b>			<b>\$90,000.00</b>	<b>\$90,000.00</b>	<b>\$90,000.00</b>

Proposed Accomplishments

Public Facilities : 1


Actual Accomplishments

Number assisted:

	Owner		Renter		Total		Person	
	Total	Hispanic	Total	Hispanic	Total	Hispanic	Total	Hispanic
White:	0	0	0	0	0	0	208	105
Black/African American:	0	0	0	0	0	0	0	0
Asian:	0	0	0	0	0	0	6	0
American Indian/Alaskan Native:	0	0	0	0	0	0	4	0
Native Hawaiian/Other Pacific Islander:	0	0	0	0	0	0	0	0
American Indian/Alaskan Native & White:	0	0	0	0	0	0	0	0
Asian White:	0	0	0	0	0	0	0	0
Black/African American & White:	0	0	0	0	0	0	66	0
American Indian/Alaskan Native & Black/African American:	0	0	0	0	0	0	0	0
Other multi-racial:	0	0	0	0	0	0	46	0
Asian/Pacific Islander:	0	0	0	0	0	0	0	0
Hispanic:	0	0	0	0	0	0	0	0
<b>Total:</b>	<b>0</b>	<b>0</b>	<b>0</b>	<b>0</b>	<b>0</b>	<b>0</b>	<b>330</b>	<b>105</b>
Female-headed Households:	0		0		0			

PR03 - ROUND ROCK

Page: 4 of 28



U.S. Department of Housing and Urban Development  
Office of Community Planning and Development  
Integrated Disbursement and Information System  
CDBG Activity Summary Report (GPR) for Program Year 2017  
ROUND ROCK

Date: 10-Dec-2018  
Time: 9:22  
Page: 5

Income Category:	Owner	Renter	Total	Person
Extremely Low	0	0	0	330
Low Mod	0	0	0	0
Moderate	0	0	0	0
Non Low Moderate	0	0	0	0
Total	0	0	0	330
Percent Low/Mod				100.0%

Annual Accomplishments

Years	Accomplishment Narrative	# Benefitting
2015		



U.S. Department of Housing and Urban Development  
Office of Community Planning and Development  
Integrated Disbursement and Information System  
CDBG Activity Summary Report (GPR) for Program Year 2017  
ROUND ROCK

Date: 10-Dec-2018  
Time: 9:22  
Page: 6

PGM Year: 2015

Project: 0005 - Public Facilities and Improvements

IDIS Activity: 462 - Greenhill Sidewalk Project

Status: Completed 8/21/2018 12:00:00 AM

Location: 2008 Enterprise Dr Round Rock, TX 78664-2120

Objective: Create suitable living environments

Outcome: Availability/accessibility

Matrix Code: Sidewalks (03L)

National Objective: LMA

Initial Funding Date: 01/04/2016

Description:

City of Round Rock Greenhill Sidewalks Project: Funds will be used to construct new sidewalks in the Greenhill Neighborhood.

Financing

	Fund Type	Grant Year	Grant	Funded Amount	Drawn In Program Year	Drawn Thru Program Year
CDBG	EN	2015	B15MC480514	\$204,990.00	\$0.00	\$204,990.00
<b>Total</b>	<b>Total</b>			<b>\$204,990.00</b>	<b>\$0.00</b>	<b>\$204,990.00</b>

Proposed Accomplishments

Public Facilities : 1

Total Population in Service Area: 1,070

Census Tract Percent Low / Mod: 79.44

Annual Accomplishments

Years	Accomplishment Narrative	# Benefitting
2015	this project is complete.	



U.S. Department of Housing and Urban Development  
Office of Community Planning and Development  
Integrated Disbursement and Information System  
CDBG Activity Summary Report (GPR) for Program Year 2017  
ROUND ROCK

Date: 10-Dec-2018  
Time: 9:22  
Page: 7

PGM Year: 2016

Project: 0003 - City of Round Rock Program Administration

IDIS Activity: 465 - CORR Program Administration

Status: Completed 8/21/2018 12:00:00 AM

Location:

Objective:

Outcome:

Matrix Code: General Program Administration (21A)

National Objective:

Initial Funding Date: 01/04/2017

Description:

Funds will be used for the oversight and administration of the CDBG program for the City of Round Rock.

Financing

	Fund Type	Grant Year	Grant	Funded Amount	Drawn In Program Year	Drawn Thru Program Year
CDBG	EN	2016	B16MC480514	\$58,342.99	\$0.00	\$58,342.99
<b>Total</b>	<b>Total</b>			<b>\$58,342.99</b>	<b>\$0.00</b>	<b>\$58,342.99</b>

Proposed Accomplishments

Actual Accomplishments

Number assisted:


	Owner		Renter		Total		Person	
	Total	Hispanic	Total	Hispanic	Total	Hispanic	Total	Hispanic
White:					0	0		
Black/African American:					0	0		
Asian:					0	0		
American Indian/Alaskan Native:					0	0		
Native Hawaiian/Other Pacific Islander:					0	0		
American Indian/Alaskan Native & White:					0	0		
Asian White:					0	0		
Black/African American & White:					0	0		
American Indian/Alaskan Native & Black/African American:					0	0		
Other multi-racial:					0	0		
Asian/Pacific Islander:					0	0		
Hispanic:					0	0		
<b>Total:</b>	<b>0</b>	<b>0</b>	<b>0</b>	<b>0</b>	<b>0</b>	<b>0</b>	<b>0</b>	<b>0</b>
Female-headed Households:					0			

Income Category:

Owner Renter Total Person

PR03 - ROUND ROCK

Page: 7 of 28



U.S. Department of Housing and Urban Development  
Office of Community Planning and Development  
Integrated Disbursement and Information System  
CDBG Activity Summary Report (GPR) for Program Year 2017  
ROUND ROCK

Date: 10-Dec-2018  
Time: 9:22  
Page: 8

Extremely Low			0	
Low Mod			0	
Moderate			0	
Non Low Moderate			0	
Total	0	0	0	0
Percent Low/Mod				

**Annual Accomplishments**

No data returned for this view. This might be because the applied filter excludes all data.



U.S. Department of Housing and Urban Development  
Office of Community Planning and Development  
Integrated Disbursement and Information System  
CDBG Activity Summary Report (GPR) for Program Year 2017  
ROUND ROCK

Date: 10-Dec-2018  
Time: 9:22  
Page: 9

PGM Year: 2016

Project: 0001 - Public Services

IDIS Activity: 466 - CASA Child Advocacy Program

Status: Completed 11/20/2017 12:00:00 AM

Location: 805 W University Ave Georgetown, TX 78626-6507

Objective: Create suitable living environments

Outcome: Availability/accessibility

Matrix Code: Abused and Neglected Children (05N)

National Objective: LMC

Initial Funding Date: 01/04/2017

Description:

Court Appointed Special Advocates (CASA) Children's Advocacy Program: funds will be used to pay the partial salary for the Volunteer Recruiter and Trainer Coordinator. This person recruits and trains volunteers that will be advocates for children in court.

Financing

	Fund Type	Grant Year	Grant	Funded Amount	Drawn In Program Year	Drawn Thru Program Year
CDBG	EN	2016	B16MC480514	\$20,000.00	\$0.00	\$20,000.00
<b>Total</b>	<b>Total</b>			<b>\$20,000.00</b>	<b>\$0.00</b>	<b>\$20,000.00</b>

Proposed Accomplishments

People (General): 88

Actual Accomplishments


Number assisted:

	Owner		Renter		Total		Person	
	Total	Hispanic	Total	Hispanic	Total	Hispanic	Total	Hispanic
White:	0	0	0	0	0	0	48	36
Black/African American:	0	0	0	0	0	0	13	0
Asian:	0	0	0	0	0	0	2	0
American Indian/Alaskan Native:	0	0	0	0	0	0	0	0
Native Hawaiian/Other Pacific Islander:	0	0	0	0	0	0	0	0
American Indian/Alaskan Native & White:	0	0	0	0	0	0	0	0
Asian White:	0	0	0	0	0	0	1	0
Black/African American & White:	0	0	0	0	0	0	2	0
American Indian/Alaskan Native & Black/African American:	0	0	0	0	0	0	0	0
Other multi-racial:	0	0	0	0	0	0	1	0
Asian/Pacific Islander:	0	0	0	0	0	0	0	0
Hispanic:	0	0	0	0	0	0	0	0
<b>Total:</b>	<b>0</b>	<b>0</b>	<b>0</b>	<b>0</b>	<b>0</b>	<b>0</b>	<b>67</b>	<b>36</b>
Female-headed Households:	0		0		0			

PR03 - ROUND ROCK

Page: 9 of 28





U.S. Department of Housing and Urban Development  
Office of Community Planning and Development  
Integrated Disbursement and Information System  
CDBG Activity Summary Report (GPR) for Program Year 2017  
ROUND ROCK

Date: 10-Dec-2018  
Time: 9:22  
Page: 10

Income Category:

	Owner	Renter	Total	Person
Extremely Low	0	0	0	67
Low Mod	0	0	0	0
Moderate	0	0	0	0
Non Low Moderate	0	0	0	0
Total	0	0	0	67
Percent Low/Mod				100.0%

Annual Accomplishments

Years	Accomplishment Narrative	# Benefitting
2016	CASA served 67 children who either were removed from a home in Round Rock originally or were placed in a home in Round Rock from October 2016 thru July 2017.	



U.S. Department of Housing and Urban Development  
Office of Community Planning and Development  
Integrated Disbursement and Information System  
CDBG Activity Summary Report (GPR) for Program Year 2017  
ROUND ROCK

Date: 10-Dec-2018  
Time: 9:22  
Page: 11

PGM Year: 2016

Project: 0001 - Public Services

IDIS Activity: 469 - RRASC Food Pantry

Status: Completed 11/20/2017 12:00:00 AM  
Location: 1099 E Main St Round Rock, TX 78664-4418

Objective: Create suitable living environments  
Outcome: Availability/accessibility  
Matrix Code: Food Banks (05W)

National Objective: LMC

Initial Funding Date: 01/23/2017

Description:

Purchase food for Round Rock Area Food Pantry to provide food to indigent, low-income, homeless, and transient people.

Financing

	Fund Type	Grant Year	Grant	Funded Amount	Drawn In Program Year	Drawn Thru Program Year
CDBG	EN	2016	B16MC480514	\$25,000.00	\$0.00	\$25,000.00
<b>Total</b>	<b>Total</b>			<b>\$25,000.00</b>	<b>\$0.00</b>	<b>\$25,000.00</b>

Proposed Accomplishments

People (General): 950


Actual Accomplishments

Number assisted:

	Owner		Renter		Total		Person	
	Total	Hispanic	Total	Hispanic	Total	Hispanic	Total	Hispanic
White:	0	0	0	0	0	0	696	302
Black/African American:	0	0	0	0	0	0	247	0
Asian:	0	0	0	0	0	0	13	0
American Indian/Alaskan Native:	0	0	0	0	0	0	0	0
Native Hawaiian/Other Pacific Islander:	0	0	0	0	0	0	0	0
American Indian/Alaskan Native & White:	0	0	0	0	0	0	0	0
Asian White:	0	0	0	0	0	0	5	0
Black/African American & White:	0	0	0	0	0	0	5	0
American Indian/Alaskan Native & Black/African American:	0	0	0	0	0	0	0	0
Other multi-racial:	0	0	0	0	0	0	6	0
Asian/Pacific Islander:	0	0	0	0	0	0	0	0
Hispanic:	0	0	0	0	0	0	0	0
<b>Total:</b>	<b>0</b>	<b>0</b>	<b>0</b>	<b>0</b>	<b>0</b>	<b>0</b>	<b>972</b>	<b>302</b>
Female-headed Households:	0		0		0			

PR03 - ROUND ROCK

Page: 11 of 28



U.S. Department of Housing and Urban Development  
Office of Community Planning and Development  
Integrated Disbursement and Information System  
CDBG Activity Summary Report (GPR) for Program Year 2017  
ROUND ROCK

Date: 10-Dec-2018  
Time: 9:22  
Page: 12

Income Category:	Owner	Renter	Total	Person
Extremely Low	0	0	0	872
Low Mod	0	0	0	100
Moderate	0	0	0	0
Non Low Moderate	0	0	0	0
Total	0	0	0	972
Percent Low/Mod				100.0%

Annual Accomplishments

Years	Accomplishment Narrative	# Benefitting
2016	Purchased food from Central Texas Food Bank for food pantry for low income families.	



U.S. Department of Housing and Urban Development  
Office of Community Planning and Development  
Integrated Disbursement and Information System  
CDBG Activity Summary Report (GPR) for Program Year 2017  
ROUND ROCK

Date: 10-Dec-2018  
Time: 9:22  
Page: 13

PGM Year: 2016

Project: 0001 - Public Services

IDIS Activity: 470 - RRASC Housing Assistance Program

Status: Completed 11/20/2017 12:00:00 AM  
Location: 1099 E Main St Round Rock, TX 78664-4418

Objective: Create suitable living environments  
Outcome: Availability/accessibility  
Matrix Code: Subsistence Payment (05Q)

National Objective: LMC

Initial Funding Date: 01/23/2017

Description:

To provide rental and mortgage assistance to low-income families and fixed income elderly persons to prevent eviction. Assistance will also include short-term temporary shelter for homeless and stranded people.

Financing

	Fund Type	Grant Year	Grant	Funded Amount	Drawn In Program Year	Drawn Thru Program Year
CDBG	EN	2016	B16MC480514	\$25,000.00	\$0.00	\$25,000.00
<b>Total</b>	<b>Total</b>			<b>\$25,000.00</b>	<b>\$0.00</b>	<b>\$25,000.00</b>

Proposed Accomplishments

People (General): 250

Actual Accomplishments

Number assisted:

	Owner		Renter		Total		Person	
	Total	Hispanic	Total	Hispanic	Total	Hispanic	Total	Hispanic
White:	0	0	0	0	0	0	170	74
Black/African American:	0	0	0	0	0	0	68	0
Asian:	0	0	0	0	0	0	5	0
American Indian/Alaskan Native:	0	0	0	0	0	0	0	0
Native Hawaiian/Other Pacific Islander:	0	0	0	0	0	0	0	0
American Indian/Alaskan Native & White:	0	0	0	0	0	0	0	0
Asian White:	0	0	0	0	0	0	0	0
Black/African American & White:	0	0	0	0	0	0	2	0
American Indian/Alaskan Native & Black/African American:	0	0	0	0	0	0	0	0
Other multi-racial:	0	0	0	0	0	0	5	0
Asian/Pacific Islander:	0	0	0	0	0	0	0	0
Hispanic:	0	0	0	0	0	0	0	0
<b>Total:</b>	<b>0</b>	<b>0</b>	<b>0</b>	<b>0</b>	<b>0</b>	<b>0</b>	<b>250</b>	<b>74</b>
Female-headed Households:	0		0		0			

PR03 - ROUND ROCK

Page: 13 of 28



U.S. Department of Housing and Urban Development  
Office of Community Planning and Development  
Integrated Disbursement and Information System  
CDBG Activity Summary Report (GPR) for Program Year 2017  
ROUND ROCK

Date: 10-Dec-2018  
Time: 9:22  
Page: 14

Income Category:

	Owner	Renter	Total	Person
Extremely Low	0	0	0	242
Low Mod	0	0	0	8
Moderate	0	0	0	0
Non Low Moderate	0	0	0	0
Total	0	0	0	250
Percent Low/Mod				100.0%

Annual Accomplishments

Years	Accomplishment Narrative	# Benefitting
2016	Provided rent and mortgage payment assistance for families experiencing a financial crisis.	



U.S. Department of Housing and Urban Development  
Office of Community Planning and Development  
Integrated Disbursement and Information System  
CDBG Activity Summary Report (GPR) for Program Year 2017  
ROUND ROCK

Date: 10-Dec-2018  
Time: 9:22  
Page: 15

PGM Year: 2016

Project: 0002 - Public Facilities and Improvements

IDIS Activity: 471 - Downtown Sidewalk Project

Status: Open

Location: 300 Pecan Ln Round Rock, TX 78664-4529

Objective: Create suitable living environments

Outcome: Availability/accessibility

Matrix Code: Sidewalks (03L)

National Objective: LMA

Initial Funding Date: 07/03/2018

**Description:**

Funding will be provided to construct sidewalks on the south side of Austin Ave from Nelson Street to approximately 100 feet East of Pecan Lane.

**Financing**

	Fund Type	Grant Year	Grant	Funded Amount	Drawn In Program Year	Drawn Thru Program Year
CDBG	EN	2016	B16MC480514	\$153,586.50	\$128,412.85	\$128,412.85
<b>Total</b>	<b>Total</b>			<b>\$153,586.50</b>	<b>\$128,412.85</b>	<b>\$128,412.85</b>

**Proposed Accomplishments**


Public Facilities : 1

Total Population in Service Area: 710

Census Tract Percent Low / Mod: 100.00

**Annual Accomplishments**

No data returned for this view. This might be because the applied filter excludes all data.



U.S. Department of Housing and Urban Development  
Office of Community Planning and Development  
Integrated Disbursement and Information System  
CDBG Activity Summary Report (GPR) for Program Year 2017  
ROUND ROCK

Date: 10-Dec-2018  
Time: 9:22  
Page: 16

PGM Year: 2016

Project: 0004 - Single Family Rehab

IDIS Activity: 472 - Affordable Home Repair-Habitat for Humanity

Status: Open

Location: PO Box 737 Georgetown, TX 78627-0737

Objective: Provide decent affordable housing

Outcome: Affordability

Matrix Code: Rehab; Single-Unit Residential (14A)

National Objective: LMH

Initial Funding Date: 02/09/2017

**Description:**

Funding will be provided for home repairs to persons who fulfill homeowner eligibility requirements; income, residency, willingness to partner, homeownership and property taxes and insurance.

Work to be performed through repairs or replacement of the following: windows, doors, countertops, cabinets, floors, HVAC, weather stripping, and other related minor repairs.

**Financing**

	Fund Type	Grant Year	Grant	Funded Amount	Drawn In Program Year	Drawn Thru Program Year
CDBG	EN	Pre-2015		\$44,839.55	\$0.00	\$0.00
		2014	B14MC480514		\$11,447.01	\$25,284.58
<b>Total</b>	<b>Total</b>			<b>\$44,839.55</b>	<b>\$11,447.01</b>	<b>\$25,284.58</b>

**Proposed Accomplishments**

Housing Units : 7

**Actual Accomplishments**

Number assisted:

	Owner		Renter		Total		Person	
	Total	Hispanic	Total	Hispanic	Total	Hispanic	Total	Hispanic
White:	1	1	0	0	1	1	0	0
Black/African American:	3	0	0	0	3	0	0	0
Asian:	0	0	0	0	0	0	0	0
American Indian/Alaskan Native:	0	0	0	0	0	0	0	0
Native Hawaiian/Other Pacific Islander:	0	0	0	0	0	0	0	0
American Indian/Alaskan Native & White:	0	0	0	0	0	0	0	0
Asian White:	0	0	0	0	0	0	0	0
Black/African American & White:	0	0	0	0	0	0	0	0
American Indian/Alaskan Native & Black/African American:	0	0	0	0	0	0	0	0
Other multi-racial:	0	0	0	0	0	0	0	0
Asian/Pacific Islander:	0	0	0	0	0	0	0	0
Hispanic:	0	0	0	0	0	0	0	0
<b>Total:</b>	<b>4</b>	<b>1</b>	<b>0</b>	<b>0</b>	<b>4</b>	<b>1</b>	<b>0</b>	<b>0</b>

PR03 - ROUND ROCK

Page: 16 of 28



U.S. Department of Housing and Urban Development  
Office of Community Planning and Development  
Integrated Disbursement and Information System  
CDBG Activity Summary Report (GPR) for Program Year 2017  
ROUND ROCK

Date: 10-Dec-2018  
Time: 9:22  
Page: 17

Female-headed Households: 0 0 0

Income Category:	Owner	Renter	Total	Person
Extremely Low	4	0	4	0
Low Mod	0	0	0	0
Moderate	0	0	0	0
Non Low Moderate	0	0	0	0
Total	4	0	4	0
Percent Low/Mod	100.0%		100.0%	

Annual Accomplishments

Years	Accomplishment Narrative	# Benefitting
2016	Home repair completed to 3 homes.	





U.S. Department of Housing and Urban Development  
Office of Community Planning and Development  
Integrated Disbursement and Information System  
CDBG Activity Summary Report (GPR) for Program Year 2017  
ROUND ROCK

Date: 10-Dec-2018  
Time: 9:22  
Page: 18

PGM Year: 2017

Project: 0001 - Public Services

IDIS Activity: 474 - CASA of Williamson County

Status: Completed 11/1/2018 12:00:00 AM

Location: 809 W University Ave Georgetown, TX 78626-6501

Objective: Create suitable living environments

Outcome: Availability/accessibility

Matrix Code: Abused and Neglected Children (05N)

National Objective: LMC

Initial Funding Date: 01/04/2018

Description:

Funds will be provided for personnel to pay partial salary of a Director of Recruitment and Volunteer who advocates for the abused or neglected children in court.

Financing

	Fund Type	Grant Year	Grant	Funded Amount	Drawn In Program Year	Drawn Thru Program Year
CDBG	EN	2017	B17MC480514	\$21,000.00	\$21,000.00	\$21,000.00
<b>Total</b>	<b>Total</b>			<b>\$21,000.00</b>	<b>\$21,000.00</b>	<b>\$21,000.00</b>

Proposed Accomplishments

People (General) : 100

Actual Accomplishments

Number assisted:

	Owner		Renter		Total		Person	
	Total	Hispanic	Total	Hispanic	Total	Hispanic	Total	Hispanic
White:	0	0	0	0	0	0	56	41
Black/African American:	0	0	0	0	0	0	19	0
Asian:	0	0	0	0	0	0	0	0
American Indian/Alaskan Native:	0	0	0	0	0	0	0	0
Native Hawaiian/Other Pacific Islander:	0	0	0	0	0	0	0	0
American Indian/Alaskan Native & White:	0	0	0	0	0	0	0	0
Asian White:	0	0	0	0	0	0	0	0
Black/African American & White:	0	0	0	0	0	0	7	5
American Indian/Alaskan Native & Black/African American:	0	0	0	0	0	0	0	0
Other multi-racial:	0	0	0	0	0	0	0	0
Asian/Pacific Islander:	0	0	0	0	0	0	0	0
Hispanic:	0	0	0	0	0	0	0	0
<b>Total:</b>	<b>0</b>	<b>0</b>	<b>0</b>	<b>0</b>	<b>0</b>	<b>0</b>	<b>82</b>	<b>46</b>
Female-headed Households:	0		0		0			

PR03 - ROUND ROCK

Page: 18 of 28



U.S. Department of Housing and Urban Development  
Office of Community Planning and Development  
Integrated Disbursement and Information System  
CDBG Activity Summary Report (GPR) for Program Year 2017  
ROUND ROCK

Date: 10-Dec-2018  
Time: 9:22  
Page: 19

Income Category:

	Owner	Renter	Total	Person
Extremely Low	0	0	0	82
Low Mod	0	0	0	0
Moderate	0	0	0	0
Non Low Moderate	0	0	0	0
Total	0	0	0	82
Percent Low/Mod				100.0%

Annual Accomplishments

Years	Accomplishment Narrative	# Benefitting
2017		



U.S. Department of Housing and Urban Development  
Office of Community Planning and Development  
Integrated Disbursement and Information System  
CDBG Activity Summary Report (GPR) for Program Year 2017  
ROUND ROCK

Date: 10-Dec-2018  
Time: 9:22  
Page: 20

PGM Year: 2017

Project: 0001 - Public Services

IDIS Activity: 475 - RRASC Housing Assistance Program

Status: Completed 10/31/2018 12:00:00 AM  
Location: 1099 E Main St Round Rock, TX 78664-4418

Objective: Create suitable living environments  
Outcome: Availability/accessibility  
Matrix Code: Subsistence Payment (05Q)

National Objective: LMC

Initial Funding Date: 01/04/2018

Description:

Funds will be provided for housing and emergency shelter needs, help elderly maintain independence, help families avoid eviction and homelessness.

Financing

	Fund Type	Grant Year	Grant	Funded Amount	Drawn In Program Year	Drawn Thru Program Year
CDBG	EN	2017	B17MC480514	\$22,536.00	\$22,536.00	\$22,536.00
<b>Total</b>	<b>Total</b>			<b>\$22,536.00</b>	<b>\$22,536.00</b>	<b>\$22,536.00</b>

Proposed Accomplishments

People (General): 250


Actual Accomplishments

Number assisted:

	Owner		Renter		Total		Person	
	Total	Hispanic	Total	Hispanic	Total	Hispanic	Total	Hispanic
White:	0	0	0	0	0	0	148	65
Black/African American:	0	0	0	0	0	0	66	0
Asian:	0	0	0	0	0	0	2	0
American Indian/Alaskan Native:	0	0	0	0	0	0	1	0
Native Hawaiian/Other Pacific Islander:	0	0	0	0	0	0	0	0
American Indian/Alaskan Native & White:	0	0	0	0	0	0	0	0
Asian White:	0	0	0	0	0	0	1	0
Black/African American & White:	0	0	0	0	0	0	4	0
American Indian/Alaskan Native & Black/African American:	0	0	0	0	0	0	0	0
Other multi-racial:	0	0	0	0	0	0	6	0
Asian/Pacific Islander:	0	0	0	0	0	0	0	0
Hispanic:	0	0	0	0	0	0	0	0
<b>Total:</b>	<b>0</b>	<b>0</b>	<b>0</b>	<b>0</b>	<b>0</b>	<b>0</b>	<b>228</b>	<b>65</b>
Female-headed Households:	0		0		0			

PR03 - ROUND ROCK

Page: 20 of 28



U.S. Department of Housing and Urban Development  
Office of Community Planning and Development  
Integrated Disbursement and Information System  
CDBG Activity Summary Report (GPR) for Program Year 2017  
ROUND ROCK

Date: 10-Dec-2018  
Time: 9:22  
Page: 21

Income Category:

	Owner	Renter	Total	Person
Extremely Low	0	0	0	190
Low Mod	0	0	0	34
Moderate	0	0	0	3
Non Low Moderate	0	0	0	1
Total	0	0	0	228
Percent Low/Mod				99.6%

Annual Accomplishments

Years	Accomplishment Narrative	# Benefitting
2017		



U.S. Department of Housing and Urban Development  
Office of Community Planning and Development  
Integrated Disbursement and Information System  
CDBG Activity Summary Report (GPR) for Program Year 2017  
ROUND ROCK

Date: 10-Dec-2018  
Time: 9:22  
Page: 22

PGM Year: 2017

Project: 0001 - Public Services

IDIS Activity: 476 - RRASC Food Pantry

Status: Completed 10/31/2018 12:00:00 AM  
Location: 1099 E Main St Round Rock, TX 78664-4418

Objective: Create suitable living environments  
Outcome: Availability/accessibility  
Matrix Code: Food Banks (05W)

National Objective: LMC

Initial Funding Date: 01/04/2018

Description:

Funds will be provided to purchase food through the Capital Area Food Bank to provide food to indigent, low-income, homeless, and transient people.

Financing

	Fund Type	Grant Year	Grant	Funded Amount	Drawn In Program Year	Drawn Thru Program Year
CDBG	EN	2017	B17MC480514	\$23,000.00	\$23,000.00	\$23,000.00
<b>Total</b>	<b>Total</b>			<b>\$23,000.00</b>	<b>\$23,000.00</b>	<b>\$23,000.00</b>

Proposed Accomplishments

People (General) : 850


Actual Accomplishments

Number assisted:

	Owner		Renter		Total		Person	
	Total	Hispanic	Total	Hispanic	Total	Hispanic	Total	Hispanic
White:	0	0	0	0	0	0	619	347
Black/African American:	0	0	0	0	0	0	227	0
Asian:	0	0	0	0	0	0	12	0
American Indian/Alaskan Native:	0	0	0	0	0	0	4	0
Native Hawaiian/Other Pacific Islander:	0	0	0	0	0	0	1	0
American Indian/Alaskan Native & White:	0	0	0	0	0	0	0	0
Asian White:	0	0	0	0	0	0	1	0
Black/African American & White:	0	0	0	0	0	0	4	0
American Indian/Alaskan Native & Black/African American:	0	0	0	0	0	0	0	0
Other multi-racial:	0	0	0	0	0	0	10	0
Asian/Pacific Islander:	0	0	0	0	0	0	0	0
Hispanic:	0	0	0	0	0	0	0	0
<b>Total:</b>	<b>0</b>	<b>0</b>	<b>0</b>	<b>0</b>	<b>0</b>	<b>0</b>	<b>878</b>	<b>347</b>
Female-headed Households:	0		0		0			

PR03 - ROUND ROCK

Page: 22 of 28



U.S. Department of Housing and Urban Development  
Office of Community Planning and Development  
Integrated Disbursement and Information System  
CDBG Activity Summary Report (GPR) for Program Year 2017  
ROUND ROCK

Date: 10-Dec-2018  
Time: 9:22  
Page: 23

Income Category:	Owner	Renter	Total	Person
Extremely Low	0	0	0	528
Low Mod	0	0	0	307
Moderate	0	0	0	40
Non Low Moderate	0	0	0	3
Total	0	0	0	878
Percent Low/Mod				99.7%

Annual Accomplishments

Years	Accomplishment Narrative	# Benefitting
2017		



U.S. Department of Housing and Urban Development  
Office of Community Planning and Development  
Integrated Disbursement and Information System  
CDBG Activity Summary Report (GPR) for Program Year 2017  
ROUND ROCK

Date: 10-Dec-2018  
Time: 9:22  
Page: 24

PGM Year: 2017

Project: 0001 - Public Services

IDIS Activity: 477 - RRHA NOC

Status: Completed 10/31/2018 12:00:00 AM

Location: 1505 Lance Ln Round Rock, TX 78664-4545

Objective: Create suitable living environments

Outcome: Availability/accessibility

Matrix Code: Other Public Services Not Listed in  
05A-05Y, 03T (05Z)

National Objective: LMC

Initial Funding Date: 01/04/2018

Description:

Funds will be provided for personnel and supplies for the Neighborhood Outreach Center.

Financing

	Fund Type	Grant Year	Grant	Funded Amount	Drawn In Program Year	Drawn Thru Program Year
CDBG	EN	2017	B17MC480514	\$18,950.00	\$18,950.00	\$18,950.00
<b>Total</b>	<b>Total</b>			<b>\$18,950.00</b>	<b>\$18,950.00</b>	<b>\$18,950.00</b>

Proposed Accomplishments

People (General) : 100


Actual Accomplishments

Number assisted:

	Owner		Renter		Total		Person	
	Total	Hispanic	Total	Hispanic	Total	Hispanic	Total	Hispanic
White:	0	0	0	0	0	0	43	14
Black/African American:	0	0	0	0	0	0	47	0
Asian:	0	0	0	0	0	0	6	0
American Indian/Alaskan Native:	0	0	0	0	0	0	1	0
Native Hawaiian/Other Pacific Islander:	0	0	0	0	0	0	0	0
American Indian/Alaskan Native & White:	0	0	0	0	0	0	0	0
Asian White:	0	0	0	0	0	0	0	0
Black/African American & White:	0	0	0	0	0	0	0	0
American Indian/Alaskan Native & Black/African American:	0	0	0	0	0	0	0	0
Other multi-racial:	0	0	0	0	0	0	8	0
Asian/Pacific Islander:	0	0	0	0	0	0	0	0
Hispanic:	0	0	0	0	0	0	0	0
<b>Total:</b>	<b>0</b>	<b>0</b>	<b>0</b>	<b>0</b>	<b>0</b>	<b>0</b>	<b>105</b>	<b>14</b>
Female-headed Households:	0		0		0			

PR03 - ROUND ROCK

Page: 24 of 28



U.S. Department of Housing and Urban Development  
Office of Community Planning and Development  
Integrated Disbursement and Information System  
CDBG Activity Summary Report (GPR) for Program Year 2017  
ROUND ROCK


Date: 10-Dec-2018  
Time: 9:22  
Page: 25

Income Category:	Owner	Renter	Total	Person
Extremely Low	0	0	0	83
Low Mod	0	0	0	17
Moderate	0	0	0	5
Non Low Moderate	0	0	0	0
Total	0	0	0	105
Percent Low/Mod				100.0%

Annual Accomplishments

Years	Accomplishment Narrative	# Benefitting
2017		





U.S. Department of Housing and Urban Development  
Office of Community Planning and Development  
Integrated Disbursement and Information System  
CDBG Activity Summary Report (GPR) for Program Year 2017  
ROUND ROCK

Date: 10-Dec-2018  
Time: 9:22  
Page: 26

PGM Year: 2017

Project: 0003 - City of Round Rock Program Administration

IDIS Activity: 480 - CORR Program Administration

Status: Completed 11/1/2018 12:00:00 AM

Location:

Objective:

Outcome:

Matrix Code: General Program Administration (21A)

National Objective:

Initial Funding Date: 01/03/2018

Description:

Funds will be used for the management and oversight of the CDBG program.

Financing

	Fund Type	Grant Year	Grant	Funded Amount	Drawn In Program Year	Drawn Thru Program Year
CDBG	EN	2017	B17MC480514	\$118,852.76	\$118,852.76	\$118,852.76
<b>Total</b>	<b>Total</b>			<b>\$118,852.76</b>	<b>\$118,852.76</b>	<b>\$118,852.76</b>

Proposed Accomplishments

Actual Accomplishments

Number assisted:

	Owner		Renter		Total		Person	
	Total	Hispanic	Total	Hispanic	Total	Hispanic	Total	Hispanic
White:					0	0		
Black/African American:					0	0		
Asian:					0	0		
American Indian/Alaskan Native:					0	0		
Native Hawaiian/Other Pacific Islander:					0	0		
American Indian/Alaskan Native & White:					0	0		
Asian White:					0	0		
Black/African American & White:					0	0		
American Indian/Alaskan Native & Black/African American:					0	0		
Other multi-racial:					0	0		
Asian/Pacific Islander:					0	0		
Hispanic:					0	0		
<b>Total:</b>	<b>0</b>	<b>0</b>	<b>0</b>	<b>0</b>	<b>0</b>	<b>0</b>	<b>0</b>	<b>0</b>

Female-headed Households:


0

Income Category:

Owner Renter Total Person

PR03 - ROUND ROCK

Page: 26 of 28



U.S. Department of Housing and Urban Development  
Office of Community Planning and Development  
Integrated Disbursement and Information System  
CDBG Activity Summary Report (GPR) for Program Year 2017  
ROUND ROCK

Date: 10-Dec-2018  
Time: 9:22  
Page: 27

Extremely Low			0	
Low Mod			0	
Moderate			0	
Non Low Moderate			0	
Total	0	0	0	0
Percent Low/Mod				

**Annual Accomplishments**

No data returned for this view. This might be because the applied filter excludes all data.



U.S. Department of Housing and Urban Development  
Office of Community Planning and Development  
Integrated Disbursement and Information System  
CDBG Activity Summary Report (GPR) for Program Year 2017  
ROUND ROCK

Date: 10-Dec-2018  
Time: 9:22  
Page: 28

---

Total Funded Amount:	\$1,053,339.96
Total Drawn Thru Program Year:	\$1,008,611.34
Total Drawn In Program Year:	\$544,822.30

# LOCCS Report, PR26, PR07

GRANTEE: City of Round Rock, Texas

PR: 2017

## LOCCS RECONCILIATION

Unexpended balance of CDBG funds  
(Line 15 of the IDIS Financial Summary)

\$ 797,203.17

LOCCS Balance (as of the end of the program year)

\$ 885,771.83

Unexpended CDBG program income and/or Unexpended CDBG grant funds:

- Grantee Program Account
- Sub recipient's Program Account
- Revolving Fund (Cash Balances)
- Section 108 Cash Balances

Total CASH ON-HAND

\$ 38,947.68 Prior Year Figure

Grantee Program Liabilities

(Exclude any reimbursements due from program funds)

Sub recipient Program Liabilities

(Exclude any reimbursements due from program funds)

Total LIABILITIES

\$ 88,587.86

RECONCILING BALANCE  
(IDIS Cash Balance Plus Cash on Hand Total minus Liabilities Total)

\$ 797,203.87

Total Unexpended Balance of CDBG Funds minus Reconciling Balance =  
Unreconciled Difference \*

\$ (0.80)

Note:

\* Provide an explanation for an unreconciled difference

\*\* Use the IDIS PR08 to check for Program Income/Revolving Loan Fund Balances when Cash On-Hand is a positive figure.

\*\* Use the IDIS PR07 to check for draws marked "prior year" for the 1<sup>st</sup> 90 days after the program year ends.



Office of Community Planning and Development  
U.S. Department of Housing and Urban Development  
Integrated Disbursement and Information System

DATE: 12-05-18  
TIME: 16:47  
PAGE: 3

PR25 - CDBG Financial Summary Report  
Program Year 2017  
ROUND ROCK, TX

Plan Year	IDIS Project	IDIS Activity	Voucher Number	Activity Name	Matrix Code	National Objective	Drawn Amount
2017	1	474	6124986	CASA of Williamson County	05N	LNC	\$8,400.00
2017	1	474	6135875	CASA of Williamson County	05N	LNC	\$2,100.00
2017	1	474	6146154	CASA of Williamson County	05N	LNC	\$2,100.00
2017	1	474	6161746	CASA of Williamson County	05N	LNC	\$2,100.00
2017	1	474	6169879	CASA of Williamson County	05N	LNC	\$2,100.00
2017	1	474	6174491	CASA of Williamson County	05N	LNC	\$2,100.00
2017	1	474	6190919	CASA of Williamson County	05N	LNC	\$2,100.00
					05N	Matrix Code	\$21,000.00
2017	1	475	6122898	RRASC Housing Assistance Program	05Q	LNC	\$3,248.00
2017	1	475	6136880	RRASC Housing Assistance Program	05Q	LNC	\$4,500.00
2017	1	475	6146152	RRASC Housing Assistance Program	05Q	LNC	\$5,669.00
2017	1	475	6161747	RRASC Housing Assistance Program	05Q	LNC	\$2,769.00
2017	1	475	6169879	RRASC Housing Assistance Program	05Q	LNC	\$2,567.00
2017	1	475	6174491	RRASC Housing Assistance Program	05Q	LNC	\$3,600.00
2017	1	475	6199570	RRASC Housing Assistance Program	05Q	LNC	\$2,202.00
					05Q	Matrix Code	\$22,536.00
2017	1	476	6122898	RRASC Food Pantry	05W	LNC	\$2,056.63
2017	1	476	6136878	RRASC Food Pantry	05W	LNC	\$6,170.77
2017	1	476	6146149	RRASC Food Pantry	05W	LNC	\$8,438.26
2017	1	476	6161748	RRASC Food Pantry	05W	LNC	\$7,751.00
2017	1	476	6169879	RRASC Food Pantry	05W	LNC	\$585.33
					05W	Matrix Code	\$23,000.00
2017	1	477	6199347	RRHA NDC	05Z	LNC	\$18,850.00
					05Z	Matrix Code	\$18,850.00
Total							\$85,486.00

LINE 37 DETAIL: ACTIVITIES INCLUDED IN THE COMPUTATION OF LINE 37

Plan Year	IDIS Project	IDIS Activity	Voucher Number	Activity Name	Matrix Code	National Objective	Drawn Amount
2017	3	480	6122898	CORR Program Administration	21A		\$5,378.70
2017	3	480	6123276	CORR Program Administration	21A		\$321.00
2017	3	480	6131626	CORR Program Administration	21A		\$32,135.85
2017	3	480	6161741	CORR Program Administration	21A		\$2,395.39
2017	3	480	6169876	CORR Program Administration	21A		\$29,523.59
2017	3	480	6199879	CORR Program Administration	21A		\$2,336.64
2017	3	480	6174494	CORR Program Administration	21A		\$3,728.60
2017	3	480	6169876	CORR Program Administration	21A		\$6,054.17
2017	3	480	6199347	CORR Program Administration	21A		\$29,752.92
2017	3	480	6199352	CORR Program Administration	21A		\$8,269.40
					21A	Matrix Code	\$118,852.76
Total							\$118,852.76



Office of Community Planning and Development  
U.S. Department of Housing and Urban Development  
Integrated Disbursement and Information System  
PR26 - CDBG Financial Summary Report  
Program Year 2017  
ROUND ROCK, TX

DATE: 12-05-18  
TIME: 16:47  
PAGE: 2

**LINE 17 DETAIL: ACTIVITIES TO CONSIDER IN DETERMINING THE AMOUNT TO ENTER ON LINE 17**

Report returned no data.

**LINE 18 DETAIL: ACTIVITIES TO CONSIDER IN DETERMINING THE AMOUNT TO ENTER ON LINE 18**

Report returned no data.

**LINE 19 DETAIL: ACTIVITIES INCLUDED IN THE COMPUTATION OF LINE 19**

Plan Year	IDIS Project	IDIS Activity	Voucher Number	Activity Name	Matrix Code	National Objective	Drawn Amount
2014	4	454	6117971	Hope Alliance Shelter Rehab	03C	LMC	\$40,000.00
2014	4	454	6143476	Hope Alliance Shelter Rehab	03C	LMC	\$33,560.00
2015	3	460	6143475	Hope Alliance Shelter Rehabilitation	03C	LMC	\$90,000.00
					03C	Matrix Code	<b>\$163,560.00</b>
2014	1	452	6129803	City of Round Rock Veterans Park 2014	03F	LMA	\$37,063.68
					03F	Matrix Code	<b>\$37,063.68</b>
2016	2	471	6159879	Downtown Sidewalk Project	03L	LMA	\$175.00
2016	2	471	6174491	Downtown Sidewalk Project	03L	LMA	\$100,155.33
2016	2	471	6201475	Downtown Sidewalk Project	03L	LMA	\$29,082.52
					03L	Matrix Code	<b>\$129,412.85</b>
2017	1	474	6124986	CASA of Williamson County	05N	LMC	\$8,400.00
2017	1	474	6136875	CASA of Williamson County	05N	LMC	\$2,100.00
2017	1	474	6146154	CASA of Williamson County	05N	LMC	\$2,100.00
2017	1	474	6151746	CASA of Williamson County	05N	LMC	\$2,100.00
2017	1	474	6169879	CASA of Williamson County	05N	LMC	\$2,100.00
2017	1	474	6174491	CASA of Williamson County	05N	LMC	\$2,100.00
2017	1	474	6190919	CASA of Williamson County	05N	LMC	\$2,100.00
					05N	Matrix Code	<b>\$21,000.00</b>
2017	1	475	6128898	RRASC Housing Assistance Program	05Q	LMC	\$3,249.00
2017	1	475	6136880	RRASC Housing Assistance Program	05Q	LMC	\$4,500.00
2017	1	475	6146152	RRASC Housing Assistance Program	05Q	LMC	\$4,599.00
2017	1	475	6151747	RRASC Housing Assistance Program	05Q	LMC	\$2,789.00
2017	1	475	6159879	RRASC Housing Assistance Program	05Q	LMC	\$2,567.00
2017	1	475	6174491	RRASC Housing Assistance Program	05Q	LMC	\$5,630.00
2017	1	475	6195570	RRASC Housing Assistance Program	05Q	LMC	\$3,262.00
					05Q	Matrix Code	<b>\$22,536.00</b>
2017	1	476	6122896	RRASC Food Pantry	05W	LMC	\$7,096.65
2017	1	476	6136878	RRASC Food Pantry	05W	LMC	\$6,140.77
2017	1	476	6146149	RRASC Food Pantry	05W	LMC	\$6,436.25
2017	1	476	6161718	RRASC Food Pantry	05W	LMC	\$7,751.00
2017	1	476	6166879	RRASC Food Pantry	05W	LMC	\$595.39
					05W	Matrix Code	<b>\$29,000.00</b>
2017	1	477	6179347	RRHA NDC	05Z	LMC	\$18,950.00
					05Z	Matrix Code	<b>\$18,950.00</b>
2016	4	472	6111718	Affordable Home Repair-Habitat for Humanity	14A	LHF	\$248.79
2016	4	472	6181048	Affordable Home Repair-Habitat for Humanity	14A	LHF	\$3,928.43
2016	4	472	6182911	Affordable Home Repair-Habitat for Humanity	14A	LHF	\$4,598.85
2016	4	472	6190919	Affordable Home Repair-Habitat for Humanity	14A	LHF	\$3,420.02
2016	4	472	6199395	Affordable Home Repair-Habitat for Humanity	14A	LHF	\$250.92
					14A	Matrix Code	<b>\$11,447.01</b>
<b>Total</b>							<b>\$425,959.54</b>

**LINE 27 DETAIL: ACTIVITIES INCLUDED IN THE COMPUTATION OF LINE 27**





Office of Community Planning and Development  
U.S. Department of Housing and Urban Development  
Integrated Disbursement and Information System  
PR26 - CDBG Financial Summary Report  
Program Year 2017  
ROUND ROCK, TX

DATE: 12-05-18  
TIME: 16:47  
PAGE: 1

**PART I: SUMMARY OF CDBG RESOURCES**

01 UNEXPENDED CDBG FUNDS AT END OF PREVIOUS PROGRAM YEAR	735,486.47
02 ENTITLEMENT GRANT	605,539.00
03 SURPLUS URBAN RENEWAL	0.00
04 SECTION 108 GUARANTEED LOAN FUNDS	0.00
05 CURRENT YEAR PROGRAM INCOME	0.00
05a CURRENT YEAR SECTION 108 PROGRAM INCOME (FOR S: TYPE)	0.00
06 FUNDS RETURNED TO THE LINE-OF-CREDIT	0.00
06a FUNDS RETURNED TO THE LOCAL CDBG ACCOUNT	0.00
07 ADJUSTMENT TO COMPUTE TOTAL AVAILABLE	0.00
08 TOTAL AVAILABLE (SUM, LINES 01-07)	1,342,025.47

**PART II: SUMMARY OF CDBG EXPENDITURES**

09 DISBURSEMENTS OTHER THAN SECTION 108 REPAYMENTS AND PLANNING/ADMINISTRATION	425,969.54
10 ADJUSTMENT TO COMPUTE TOTAL AMOUNT SUBJECT TO LOW/MOD BENEFIT	0.00
11 AMOUNT SUBJECT TO LOW/MOD BENEFIT (LINE 09 + LINE 10)	425,969.54
12 DISBURSED IN LHS FOR PLANNING/ADMINISTRATION	118,852.76
13 DISBURSED IN LHS FOR SECTION 108 REPAYMENTS	0.00
14 ADJUSTMENT TO COMPUTE TOTAL EXPENDITURES	0.00
15 TOTAL EXPENDITURES (SUM, LINES 11-14)	544,822.30
16 UNEXPENDED BALANCE (LINE 08 - LINE 15)	797,203.17

**PART III: LOW/MOD BENEFIT THIS REPORTING PERIOD**

17 EXPENDED FOR LOW/MOD HOUSING IN SPECIAL AREAS	0.00
18 EXPENDED FOR LOW/MOD MULTI-UNIT HOUSING	0.00
19 DISBURSED FOR OTHER LOW/MOD ACTIVITIES	425,969.54
20 ADJUSTMENT TO COMPUTE TOTAL LOW/MOD CREDIT	0.00
21 TOTAL LOW/MOD CREDIT (SUM, LINES 17-20)	425,969.54
22 PERCENT LOW/MOD CREDIT (LINE 21/LINE 11)	100.00%

**LOW/MOD BENEFIT FOR MULTI-YEAR CERTIFICATIONS**

23 PROGRAM YEARS(PY) COVERED IN CERTIFICATION	PY: PY: PY:
24 CUMULATIVE NET EXPENDITURES SUBJECT TO LOW/MOD BENEFIT CALCULATION	0.00
25 CUMULATIVE EXPENDITURES BENEFITING LOW/MOD PERSONS	0.00
26 PERCENT BENEFIT TO LOW/MOD PERSONS (LINE 25/LINE 24)	0.00%

**PART IV: PUBLIC SERVICE (PS) CAP CALCULATIONS**

27 DISBURSED IN LHS FOR PUBLIC SERVICES	85,486.00
28 PS UNLIQUIDATED OBLIGATIONS AT END OF CURRENT PROGRAM YEAR	0.00
29 PS UNLIQUIDATED OBLIGATIONS AT END OF PREVIOUS PROGRAM YEAR	0.00
30 ADJUSTMENT TO COMPUTE TOTAL PS OBLIGATIONS	0.00
31 TOTAL PS OBLIGATIONS (LINE 27 + LINE 28 - LINE 29 + LINE 30)	85,486.00
32 ENTITLEMENT GRANT	605,539.00
33 PRIOR YEAR PROGRAM INCOME	0.00
34 ADJUSTMENT TO COMPUTE TOTAL SUBJECT TO PS CAP	0.00
35 TOTAL SUBJECT TO PS CAP (SUM, LINES 31-34)	605,539.00
36 PERCENT FUNDS OBLIGATED FOR PS ACTIVITIES (LINE 31/LINE 35)	14.17%

**PART V: PLANNING AND ADMINISTRATION (PA) CAP**

37 DISBURSED IN LHS FOR PLANNING/ADMINISTRATION	118,852.76
38 PA UNLIQUIDATED OBLIGATIONS AT END OF CURRENT PROGRAM YEAR	0.00
39 PA UNLIQUIDATED OBLIGATIONS AT END OF PREVIOUS PROGRAM YEAR	0.00
40 ADJUSTMENT TO COMPUTE TOTAL PA OBLIGATIONS	0.00
41 TOTAL PA OBLIGATIONS (LINE 37 + LINE 38 - LINE 39 + LINE 40)	118,852.76
42 ENTITLEMENT GRANT	605,539.00
43 CURRENT YEAR PROGRAM INCOME	0.00
44 ADJUSTMENT TO COMPUTE TOTAL SUBJECT TO PA CAP	0.00
45 TOTAL SUBJECT TO PA CAP (SUM, LINES 41-44)	605,539.00
46 PERCENT FUNDS OBLIGATED FOR PA ACTIVITIES (LINE 41/LINE 45)	19.63%

U.S. DEPARTMENT OF HOUSING AND  
 URBAN DEVELOPMENT  
 OFFICE OF COMMUNITY PLANNING AND  
 DEVELOPMENT  
 PR07 - Drawdown Report by Voucher Number  
 - Vouchers Submitted to : acps

DATE: 12/5/2018  
 TIME: 4:44:07 PM  
 PAGE: 303

IDIS			
Payee TIN	Program	PY	Drawn Amount
746017485	CDBG	Y	\$29,752.82
746017485	CDBG	Y	\$18,950.30
746017485	CDBG	Y	\$8,259.40
746017485	CDBG	Y	\$3,262.00
746017485	CDBG	Y	\$250.82
746017485	CDBG	Y	\$28,082.52
	CDBG	<b>TOTAL DRAWS:</b>	<b>\$88,587.66</b>
			<b>\$88,587.66</b>



U.S. DEPARTMENT OF HOUSING AND  
URBAN DEVELOPMENT  
OFFICE OF COMMUNITY PLANNING AND  
DEVELOPMENT

DATE: 12/5/2018  
TIME: 4:44:07 PM  
PAGE: 2/3

PR07 - Drawdown Report by Voucher Number  
- Vouchers Submitted to LOCS

IDIS

Status Date	LOCS Send Date	Grant Number	Grant Year	Fund Type	Recipient TIN
10/17/2018	10/16/2018	B17MC480514	2017	EN	746017485
10/17/2018	10/16/2018	B17MC480514	2017	EN	746017485
10/17/2018	10/16/2018	B17MC480514	2017	EN	746017485
10/17/2018	10/16/2018	B17MC480514	2017	EN	746017485
10/17/2018	10/16/2018	B17MC480514	2017	EN	746017485
10/17/2018	10/16/2018	B17MC480514	2017	EN	746017485
10/24/2018	10/23/2018	B16MC480514	2016	EN	746017485

U.S. DEPARTMENT OF HOUSING AND  
 URBAN DEVELOPMENT  
 OFFICE OF COMMUNITY PLANNING AND  
 DEVELOPMENT  
 P307 Drawdown Report by Voucher Number  
 - Vouchers Submitted to Locos

DATE: 12/5/2018  
 TIME: 4:44:07 PM  
 PAGE: 1/3

DIS

Voucher Number	Line Item	IDIS Project ID	IDIS Act ID	Voucher Created	Voucher Status
8199347	1	3	430	10/15/2018	Completed
	2	1	477	10/15/2018	Completed
8199352	1	5	460	10/15/2018	Completed
8199570	1	1	475	10/15/2018	Completed
8199595	1	4	472	10/15/2018	Completed
8201475	1	2	471	10/22/2018	Completed
<b>TOTAL DRAWS:</b>					

# CAPER Public Notices and Proof of Publication



## PROOF OF PUBLICATION STATE OF TEXAS

### PUBLIC NOTICE

Before me, the undersigned authority, a Notary Public in and for the County of Williamson, State of Texas, on this day personally appeared Alejandro Cado, Advertising Agent of the Round Rock Leader, which is a newspaper of general circulation published in the county of Williamson in the state of Texas, who being duly sworn by me, states that the attached advertisement was published at the lowest published rate for Classified advertising in said newspaper on the following date(s), to wit, and that the attached is a true copy of said advertisement: the following date(s), AVISO DE AUDIENCIA PÚBLICA El Consejo Municipal de Round Rock celebrará un audiencia pública el Jueves 20 de diciembre de 2018 a 5:00 en Council Chambers del, first date of Publication 12/01/2018, last date of Publication 12/01/2018, web and print times Published 1 Legal ads & C.

ROUND ROCK, CITY OF  
221 E MAIN ST  
ROUND ROCK, TX 78864-5271

Invoice/Order Number:	0000438197
Ad Cost:	\$198.08
Paid:	\$198.08
Balance Due:	\$0.00

Signed

A handwritten signature in blue ink, appearing to read 'Alejandro Cado'. Below the signature is a horizontal line.

(Legal Advertising Agent)

Sworn or affirmed to, and subscribed before me, this 6th day of December, 2018. In Testimony whereof, I have hereunto set my hand and affixed my official seal, the day and year aforesaid.

Signed

A handwritten signature in blue ink, appearing to read 'Notary'. Below the signature is a horizontal line.

(Notary)



Please see Ad on following page(s).

Page 1 of 2

ROUND ROCK CITY OF  
221 E MAIN ST  
ROUND ROCK, TX 78664-5274

Invoice/Order Number	000038137
Ad Cost:	\$190.08
Prod:	\$190.08
Balance Due:	\$0.00

**AVISO DE AUDIENCIA PÚBLICA**

El Consejo Municipal de Round Rock celebrará una audiencia pública el Jueves 20 de diciembre de 2018 a 5:00 en Council Chambers del Consejo Municipal de Round Rock situado en 221 East Main Street. El propósito de la audiencia es recibir comentarios públicos sobre el Consolidated Annual Performance Evaluation Report (CAPER) 2017-2018.

La ciudad de Round Rock es obligada por el Departamento de vivienda y desarrollo urbano de los Estados Unidos para hacer un plan de desarrollo anual disponible al público para revisión y comentario para un período de al menos quince días. El CAPER 2017-2018 estará disponible desde el 6 de diciembre de 2018 a través de 24 de diciembre de 2018 a 5:00 pm en la revisión pública en la oficina de desarrollo comunitario, 221 East Main Street, Round Rock, Texas y ciudad de Round Rock y los web en [www.roundrocktx.gov](http://www.roundrocktx.gov).

La ciudad de Round Rock se compromete al cumplimiento de las American with Disabilities Act (ADA) y la sección 504 de la Rehabilitation Act de 1973, enmendado. Modificaciones razonables y acceso igualitario a las comunicaciones se proporcionará a petición. Por favor llamar al 214-9643-2061 o Relay Texas en 1-800-735-2969 (TDD) asistencia. Un intérprete de lengua de señas, por favor llama a Elizabeth Alvarado en 512-591-3528 por lo menos 4-5 días de antelación.

La ciudad no discrimina por discapacidad en la admisión o acceso a tratamiento o empleo en sus programas u actividades. Ciudad de Round Rock Departamento de recursos humanos ha sido designado como ADA, sección 504 oficina de la ciudad. Esta oficina se encuentra en 221 E. Main Street, 1st piso del centro de negocios. Si usted tiene preguntas o quejas por respecto a sus derechos de ADA, sección 504, por favor llama a la ciudad de Round Rock Departamento de recursos humanos a Michael Bennett en (512) 218-0849. Esta publicación está disponible en formatos alternativos. Por favor llamar al (512) 2141-3328 (voz) asistencia.

**CERTIFICACIÓN DE REGISTRO**

Certifico que este aviso de audiencia pública fue publicado entre día 19 de noviembre a 5:00 como se requiere por ley de acuerdo con la sección 551.043 del código de gobierno de Texas.

**ORIGINAL FIRMADO /**  
Sara L. White, TREC, Jefe de la ciudad

Fecha de publicación: sábado, 1 de diciembre de 2018

000038137.01



**PROOF OF  
PUBLICATION  
STATE OF TEXAS**

**PUBLIC NOTICE**

Before me, the undersigned authority, a Notary Public in and for the County of Williamson, State of Texas, on this day personally appeared Alejandro Cado, Advertising Agent of the Round Rock Leader, which is a newspaper of general circulation published in the county of Williamson in the state of Texas, who being duly sworn by me, states that the attached advertisement was published at the lowest published rate for Classified advertising in said newspaper on the following date(s), to wit, and that the attached is a true copy of said advertisement the following date(s), NOTICE OF PUBLIC HEARING. A public hearing will be held by the Round Rock City Council on Thursday, December 20, 2018 at 5:00 p.m. at the Round Rock City Council. first date of Publication 12/01/2018, last date of Publication 12/01/2018, web and print times Published 1, Legal ads 6 C.

ROUND ROCK, CITY OF  
221 E MAIN ST  
ROUND ROCK, TX 78664-5271

Invoice/Order Number:	0000439198
Ad Cost:	\$160.00
Paid:	\$160.00
Balance Due:	\$0.00

Signed

(Legal Advertising Agent)

Sworn or affirmed to, and subscribed before me, this 20 day of December, 2018 in Testimony whereof, I have hereunto set my hand and affixed my official seal, the day and year aforesaid.

Signed

(Notary)

Please see Ad on following page(s).

Page 1 of 2

ROUND ROCK, CITY OF  
221 E MAIN ST  
ROUND ROCK, TX 78684-5271

Invoice/Order Number: C002438108  
Ad Cost: \$ 83.80  
Folio: \$ 83.80  
Balance Due: \$0.00

<p><b>NOTICE OF PUBLIC HEARING</b></p> <p>A public hearing will be held by the Round Rock City Council on Thursday, December 20, 2018 at 5:00 p.m. at the Round Rock City Council Chambers located at 221 East Main Street. The purpose of the hearing is to receive public comments concerning the 2017-2018 Consolidated Annual Performance Evaluation Report (CAPER).</p> <p>The City of Round Rock is required by the U.S. Department of Housing and Urban Development to make an Annual Consolidated plan available to the public for examination and comment for a period of at least fifteen days. The 2017-2018 CAPER will be available from December 5, 2018 through December 24, 2018 at 5 p.m. for public review in the Office of Community Development, 221 East Main Street, Round Rock, TX and on the City of Round Rock Website at <a href="http://www.roundrocktx.gov">www.roundrocktx.gov</a>.</p> <p>The City of Round Rock is committed to compliance with the Americans with Disabilities Act (ADA) and Section 504 of the Rehabilitation Act of 1973, as amended. Reasonable modifications and equal access to communications will be provided upon request. Please call 215-6643 (voice) or Relay Texas at 1-800-735-2989 (TDD) for assistance. For a sign language interpreter, please call Elizabeth Alvarado at 512-341-3226 at least 5-5 days in advance.</p> <p>The City does not discriminate on the basis of disability in the admission or access to, or treatment or employment by, its programs and activities. The City of Round Rock Human Resources Department has been designated as the City's ADA/Section 504 Office. This office is located at 221 E. Main Street, 1st Floor of the Business Center. If you have any questions or complaints regarding your ADA/Section 504 rights, please call Michael Bennett, Risk Manager at (512) 278-6643. This publication is available in alternative formats. Please call (512) 341-3326 (voice) for assistance.</p> <p><b>POSTING CERTIFICATION</b></p> <p>I certify that this notice of a public hearing was posted on the 30th day of November 2018 at 4:00 p.m. as required by law in accordance with Section 551.043 of the Texas Government Code.</p> <p>_____ ORIGINAL SIGNED Sara L. White, TRMC, City Clerk</p> <p>Date of Publication: Saturday, December 1, 2018</p> <p>3002438108-01</p>
--

## NOTICE OF PUBLIC HEARING

A public hearing will be held by the Round Rock City Council on Thursday, December 20, 2018 at 5:00 p.m. at the Round Rock City Council Chambers located at 221 East Main Street. The purpose of the hearing is to receive public comments concerning the 2017-2018 Consolidated Annual Performance Evaluation Report (CAPER).

The City of Round Rock is required by the U.S. Department of Housing and Urban Development to make an annual performance plan available to the public for examination and comment for a period of at least fifteen days. The 2017-2018 CAPER will be available from December 6, 2018 through December 24, 2018 at 5 p.m. for public review in the Office of Community Development, 221 East Main Street, Round Rock, TX, and on the City of Round Rock Website at: [www.roundrocktexas.gov](http://www.roundrocktexas.gov).

The City of Round Rock is committed to compliance with the Americans with Disabilities Act (ADA) and Section 504 of the Rehabilitation Act of 1973, as amended. Reasonable modifications and equal access to communications will be provided upon request. Please call 218-6643 (voice) or Relay Texas at 1-800-735-2989 (TDD) for assistance. For a sign language interpreter, please call Elizabeth Alvarado at 512-341-328 at least 4-5 days in advance.

The City does not discriminate on the basis of disability in the admission or access to, or treatment or employment in, its programs and activities. The City of Round Rock Human Resources Department has been designated as the City's ADA/Section 504 Office. This office is located at 221 E. Main Street, 1<sup>st</sup> Floor of the Business Center. If you have any questions or complaints regarding your ADA/Section 504 rights, please call Michael Bennett, Risk Manager at (512) 218-6643. This publication is available in alternative formats. Please call (512) 341-3328 (voice) for assistance.

### POSTING CERTIFICATION

I certify that this notice of a public hearing was posted on the 30<sup>th</sup> day of November 2018 at 5:00 p.m. as required by law in accordance with Section 551.043 of the Texas Government Code.



Sara L. White, TRMC, City Clerk

Date of Publication: Saturday, December 1, 2018

## AVISO DE AUDIENCIA PÚBLICA

El Consejo Municipal de Round Rock celebrará una audiencia pública el Jueves 20 de diciembre de 2018 a 5:00 en Council Chambers del Concejo Municipal de Round Rock situado en 221 East Main Street. El propósito de la audiencia es recibir comentarios públicos sobre el Consolidated Annual Performance Evaluation Report (CAPER) 2017-2018.


La ciudad de Round Rock es obligado por el Departamento de vivienda y desarrollo urbano de los Estados Unidos para hacer un plan de desempeño anual disponible al público para examen y comentario para un período de al menos quince días. El CAPER 2017-2018 estará disponible desde el 6 de diciembre de 2018 a través de 24 de diciembre de 2018 a 5:00 para la revisión pública en la oficina de desarrollo comunitario, 221 East Main Street, Round Rock, Texas y ciudad de Round Rock sitio web en [www.roundrocktexas.gov](http://www.roundrocktexas.gov).

La ciudad de Round Rock se compromete al cumplimiento de las Americans with Disabilities Act (ADA) y la sección 504 de la Rehabilitation Act de 1973, enmendado. Modificaciones razonables y acceso igualitario a las comunicaciones se proporcionará a petición. Por favor llamar al 218-6643 (voz) o Relay Texas en 1-800-735-2989 (TDD) asistencia. Un intérprete de lengua de señas, por favor llame a Elizabeth Alvarado en 512-341-3328 por lo menos 4-5 días de antelación.

La ciudad no discrimina por discapacidad en la admisión o acceso o tratamiento o empleo en sus programas y actividades. Ciudad de Round Rock Departamento de recursos humanos ha sido designado como ADA, sección 504 oficina de la ciudad. Esta oficina se encuentra en 221 E. Main Street, 1º piso de centro de negocios. Si usted tiene preguntas o quejas con respecto a sus derechos de ADA, sección 504, por favor llame a la ciudad de Round Rock Departamento de recursos humanos a Michael Bennett en (512) 218-6643. Esta publicación está disponible en formatos alternativos. Por favor llamar al (512) 234-3328 (voz) asistencia.

### CERTIFICACIÓN DE REGISTRO

*Certifico que este aviso de audiencia pública fue publicado este día 30 de noviembre a 5:00 como se requiere por ley de acuerdo con la sección 551.043 del código de gobierno de Texas.*



Sara L. White, TRMC, vendedor de la ciudad

Fecha de publicación: sábado, 1 de diciembre de 2018