

**EXHIBIT
"A"**

July 1, 2019

City of Round Rock 2019-2023 Consolidated Plan & 2019 Action Plan

PREPARED FOR:



**PREPARED WITH
ASSISTANCE FROM:**



Table of Contents

I. eCon Plan

Executive Summary.....	I-1
The Process.....	I-5
Needs Assessment	I-18
Housing Market.....	I-54
Strategic Plan.....	I-85
Expected Resources	I-107
Annual Goals and Objectives	I-108
Projects.....	I-111

Appendices

A. Consolidated Plan: Public and Stakeholder Consultation	A
B. Affordable Housing Inventory	B

Certifications

A. SF 424	
B. SF424-D	
C. Non-State Certifications	
D. Proof of Publication for Public Hearing and Notification of Surrounding Communities	

Executive Summary

ES-05 Executive Summary - 24 CFR 91.200(c), 91.220(b)

1. Introduction

The City of Round Rock is a federal entitlement community under the U.S. Department of Housing and Urban Development's Community Development Block Grant (CDBG) Program. As a HUD entitlement community, the City is required to prepare a Five-Year Consolidated Plan (CP) in order to implement any federal programs that fund housing, community development, and economic development within the community. The City of Round Rock CP covers the period from FY 2019 through FY 2023 (October 1, 2019 through September 30, 2024).

The lead entity responsible for the preparation of the CP is the City of Round Rock Office of Community Development.

Purpose of the Consolidated Plan

The purpose of the Consolidated Plan (CP) is to guide federal funding decisions in the next five years. The CP is guided by three overarching goals that are applied according to a community's needs. The goals are:

- To provide decent housing by preserving the affordable housing stock, increasing the availability of affordable housing, reducing discriminatory barriers, increasing the supply of supportive housing for those with special needs, and transitioning homeless persons and families into housing.
- To provide a suitable living environment through safer, more livable neighborhoods, greater integration of low- and moderate-income residents throughout the City, increased housing opportunities, and reinvestment in deteriorating neighborhoods.
- To expand economic opportunities through more jobs paying self-sufficient wages, homeownership opportunities, development activities that promote long-term community viability, and the empowerment of low- and moderate-income persons to achieve self-sufficiency.

The primary federal funding resource in the 2019-2023 CP is the Community Development Block Grant (CDBG) Program:

- **Community Development Block Grant (CDBG):** The primary objective of this program is to develop viable urban communities by providing decent housing, a suitable living environment, and economic opportunities, principally for persons of low- and moderate-income levels. Funds can be used for a wide array of activities, including housing rehabilitation, homeownership

assistance, lead-based paint detection and removal, construction of public facilities and infrastructure, removal of architectural barriers, and public services.

The overall priority for the investment of federal funds is to increase self-sufficiency and economic opportunity for lower income residents and individuals with special needs so that they can achieve a reasonable standard of living.

The City will receive the following federal resources in FY 2019-2020; estimated projections for five years follow in parentheses: \$686,770 in CDBG Funds for Program Year 2019 (or \$3,433,850 over the five-year consolidated planning period).

2. Summary of the objectives and outcomes identified in the Plan Needs Assessment Overview

The Strategic Plan provides a framework to address the needs of the City for the next five years using approximately \$3.4 million in Community Development Block Grant (CDBG) funds. The three overarching objectives guiding the proposed activities are:

- Providing Decent Affordable Housing
- Creating Suitable Living Environments
- Creating Economic Opportunities

Outcomes show how programs and activities benefit a community or the people served. The three outcomes that will illustrate the benefits of each activity funded by the CDBG program are:

- Improve Availability/Accessibility
- Improve Affordability
- Improve Sustainability

All future activities funded in the next five years will support at least one objective and one outcome. The City's framework for realizing the objectives and outcomes include the following goals:

- Provide Decent, Affordable Housing
- Provide a Suitable Living Environment

3. Evaluation of past performance

The following is a project activity summary of CDBG Program Year 2017-2018 from the most recent CAPER submitted to HUD:

1. City of Round Rock Transportation Department: Greenhill Sidewalks. Construction and ADA improvements to the subdivision by way of new sidewalks, new curb ramps, and the

modification of existing driveways where the sidewalk path crossed the new sidewalks, new curb ramps, and the modification of existing driveways where the sidewalk path crossed the new driveways.

2. Habitat for Humanity: Minor home repair. Minor home repairs for 3 low- to moderate-income households, elderly or disabled.
3. Round Rock Area Serving Center: Food Pantry Program. Funding was provided for the purchase of food that was distributed to 850 low- to moderate-income households, elderly, disabled, and homeless.
4. Round Rock Area Serving Center: Housing Assistance Program. Funding for the housing assistance program provided rent and mortgage assistance to 250 low- to moderate-income elderly and/or disabled residents.
5. Court Appointed Special Advocates (CASA): Child Advocacy Program. The Child Advocacy Program was provided funding for a volunteer recruiter/trainer that trained volunteers that would advocate for the best interest of 100 abused or neglected children.
6. Round Rock Housing Authority: Neighborhood Outreach Program (NOC). Funding to the NOC assisted with partial salary reimbursement for Round Rock ISD teachers and a resident facilitator at the Neighborhood Outreach Center located at the Housing Authority.
7. City of Round Rock Parks Department: Veterans Park. Completion of phase II of Veterans Park. ADA improvements at Veterans Park included addition of ADA ramp into playground, improved accessibility to basketball court and picnic facilities and replacement of deficient paths and walkways.
8. City of Round Rock Parks Department: Greenhill Park. Improvements at Greenhill Park included addition of ADA transition ramp into playground, replacement of deficient paths and walkways, and replacement of deficient curb ramps.
9. City of Round Rock Transportation Department completed the 2016 Austin Avenue Sidewalks Project. Improvements included construction on new sidewalks along the south side of Austin Avenue to include ADA improvements in the form of new sidewalks and new curb ramps.

Two CDBG 2017 projects had delays: Frontier Park Improvements and Chisholm Valley Neighborhood Sidewalks. Both projects required a permit and clearance from Texas Commission for Environmental Quality (TCEQ). Frontier Park has started and will be completed by July 2019. The Chisholm Valley Neighborhood Sidewalks project is expected to start Fall of 2019. To prevent these delays with future projects, the City will request in future applications if a TCEQ permit will be required and the department applying for funding will be asked to attach a timeline for the permit process as well as construction timeline.

4. Summary of citizen participation process and consultation process

The City of Round Rock's goal for citizen participation is to ensure a broad participation of City residents and housing, economic, and service providers in the planning and implementation of community development and housing programming. Citizen participation took the form of advertised community meetings, public hearings, resident focus groups, stakeholder focus groups, and a stakeholder survey.

The planning process for the preparation of the Five-Year Consolidated Plan and FY 2019 Annual Action Plan included the following distinct elements:

- Focus group sessions with representatives from City government (staff), nonprofit organizations, and other service providers to gain stakeholder input on the identification of City housing and community development needs.
- Additional meetings and telephone interviews with City departmental staff and other provider agencies and stakeholders throughout the planning process to understand the current scope of programs, issues, and concerns. The one-on-one conversations helped to develop strategies to address the community needs that were identified in the focus group sessions.
- Focus group sessions with elderly residents and residents who live in publicly supported housing.
- One public hearing during Round Rock City Council prior to the Consolidated Plan Draft public comment period and one public hearing during the public comment period.

For the development of the 2019 to 2023 Consolidated Plan and FY 2019 to 2020 Annual Action Plan, a public notice was published on February 8, 2014 in the Round Rock Leader. The first public needs hearing was held on March 14, 2019 and the second public needs hearing was held on June 27, 2019. Notice of the public hearings was also posted on the “City News” section on the City of Round Rock’s website (www.roundrocktexas.gov). A paper copy of the Consolidated Plan draft was available at the following locations for public comment: Alan R. Baca Senior Center, RRHA, public library, and RRASC. Comments submitted at the public meeting or via mail are summarized as follows (see #5 below).

5. Summary of public comments

Public comments received during the first public hearing at City Council on March 14, 2019 included general support for the CDBG program and appreciation for past accomplishments. There was also a request to support housing for people recovering from substance addiction through the Oxford Housing organization. Two residents also submitted public comments by email. One resident desired the City to prioritize housing repairs, sidewalks, public improvements for safety, public facility improvements, and expansion of public wifi. The other commented on behalf of a local nonprofit, SAIVA, and the need for inclusion of diverse populations. Additional details on these comments are provided in Appendix A.

6. Summary of comments or views not accepted and the reasons for not accepting them

Round Rock accepts all comments and views. Please see the summary of public comments above.

7. Summary

The City of Round Rock has conducted a thorough outreach program to enable input on the development of the Consolidated Plan and Annual Action Plan from a cross-section of residents and stakeholders.

The Process

PR-05 Lead & Responsible Agencies 24 CFR 91.200(b)

1. Describe agency/entity responsible for preparing the Consolidated Plan and those responsible for administration of each grant program and funding source

The following are the agencies/entities responsible for preparing the Consolidated Plan and those responsible for administration of each grant program and funding source.

Agency Role	Name	Department/Agency
CDBG Coordinator	ROUND ROCK	Elizabeth Alvarado

Table 1 – Responsible Agencies

Narrative

The City of Round Rock Office of Community Development is the lead agency for the preparation of the Consolidated Plan and administration of the CDBG program. Annual funding requests generally open in February with applications due in Mid-March. Funding decisions are made in April or May.

Consolidated Plan Public Contact Information

Office of Community Development
221 East Main Street
Round Rock, Texas 78664
Contact: Elizabeth Alvarado, CDBG Coordinator
Telephone: 512-341-3328
Email: ealvarado@roundrocktexas.gov

PR-10 Consultation - 91.100, 91.200(b), 91.215(l)

1. Introduction

The City of Round Rock developed an outreach effort to maximize input from a large cross-section of stakeholders. This outreach effort included public meetings, published meeting notices, a stakeholder survey, stakeholder focus groups, resident focus groups, and interviews.

Provide a concise summary of the jurisdiction's activities to enhance coordination between public and assisted housing providers and private and governmental health, mental health and service agencies (91.215(l)).

In order to enhance coordination and form effective relationships between public and assisted housing providers and private and governmental health, mental health, and service agencies, the City of Round Rock actively consults with a variety of nonprofits, social service providers, neighborhoods and citizens, and other governmental agencies. CDBG staff attend the monthly Williamson County Nonprofit Networking meetings the first Tuesday of every month at the Alan R. Baca Senior Center. Local nonprofits come together to network and to promote meetings, public hearings, and events. A variety of nonprofits attend the monthly networking meetings including nonprofits that provide housing, mental health, health, transportation, affordable childcare, and other services to low-income, disabled, and elderly residents of Round Rock.

CDBG staff attends the Round Rock Housing Authority (RRHA) monthly board meetings, as well as meets regularly with the RRHA staff to provide technical assistance on the CDBG grant. The City also worked together with RRHA on the recently conducted Analysis of Impediments to Fair Housing Choice (AI).

CDBG staff met with several agencies in Round Rock to ask for their participation in the community and stakeholder meetings held during the development of the AI. City staff worked to coordinate meetings with public and assisted housing providers and private and governmental health, mental health, and service agencies in locations citywide. In addition, the City met with agencies that assist protected classes to ensure they are meeting the goals and impediments identified in the last AI. The City met with the Texas Baptist Children's Home that assists single mothers, Meals on Wheels that provides meals to seniors, ARCIL that assists persons with disabilities, and the Austin Tenants Council that provides information on fair housing rights to the residents of Round Rock.

CDBG staff also attended the Section 3 training and will continue to work with the Round Rock Housing Authority to comply with Section 3 requirements.

Stakeholder focus group meetings were held on March 13 and stakeholders represented organizations serving: healthcare access, women's health and prenatal care, affordable homeownership, youth substance abuse, domestic violence victims, the elderly, Asian Americans, prisoner rights, the foster care system, persons with mental health issues, as well as various City departments.

In addition, two public hearings, which were open to the general public, were held—one during the development of the consolidated period and the other during the public comment period. Both public hearings were properly advertised in English and Spanish in the Round Rock Leader in accordance with the City's approved Citizen Participation Plan. The notices were also placed at the public library, senior center, serving center, housing authority, and were sent to residents signed up on Nextdoor, a social network for neighborhood communities. Notices were also available on the City's website at www.roundrocktexas.gov

Describe coordination with the Continuum of Care and efforts to address the needs of homeless persons (particularly chronically homeless individuals and families, families with children, veterans, and unaccompanied youth) and persons at risk of homelessness

To address the needs of homeless persons and persons at risk of becoming homeless, the City of Round Rock is funding the following agencies with either CDBG or general funds:

- Round Rock Area Serving Center/Housing Assistance Program is funded with \$25,000 of 2019 CDBG funds to provide assistance with rent or mortgage payments.
- Hope Alliance Crisis Shelter/Safety and Recovery for Family Violence Victims program is funded with \$35,000 of General Funds to provide services to victims of domestic violence at the shelter.
- Texas Baptist Children's Home/Trauma-Informed Therapeutic Services program is funded with \$10,000 of general funds to provide services to women and children in transitional housing.
- Sacred Heart Community Clinic/Access to Affordable Care program is funded with \$12,500 of 2019 CDBG funds to provide medical, dental, and mental health services to low-income individuals including those that are homeless and at risk of becoming homeless.
- Round Rock Area Serving Center/Food Pantry Program is funded with \$25,000 of 2019 CDBG funds to provide food for the very low-income to include homeless and those at risk of becoming homeless.

Currently, there are no agencies receiving Continuum of Care (COC) grant funding in Round Rock or Williamson County. City of Round Rock CDBG staff has reached out to the Texas Homeless Network (THN) to stay informed on the homeless population issues and efforts to end homelessness in Central Texas. As per the Texas Homeless Network, they have not had participation in the Texas Balance of State CoC (TX BoS CoC) from homeless service providers in Williamson County for some time and there is not currently an active Local Homeless Coalition (LHC) in the area that usually would lead the homeless point-in-time counts and community efforts to end homelessness. Because there was not an LHC in Williamson County and there was not a point-in-time homeless count, Texas Homeless Network uses an extrapolation to determine estimates where actual counts are not conducted.

Hope Alliance participated in the homeless bed inventory count this year and provided information to the Texas Homeless Network.

The City of Round Rock CDBG staff has consulted with the Texas Homeless Network/TX BoS CoC and discussed the next steps to actively participate in the effort to end homelessness in Williamson County.

In an effort to meet these goals, Round Rock CDBG staff has started work on the following:

- Reach out to Williamson County CDBG staff and partner with them in this effort;
- Reach out to nonprofit agencies that provide services to homeless persons in Williamson County and encourage them to participate in coming together to discuss the homeless issues in the area; and
- Held a meeting (5/17/19) that included the homeless providers in Williamson County and a presentation by the Texas Homeless Network (THN) on the steps and process to plan a "Point-in-Time" count, to discuss in forming a Local Homeless Coalition in Williamson County, as well as provide information on the COC grant.

Describe consultation with the Continuum(s) of Care that serves the jurisdiction's area in determining how to allocate ESG funds, develop performance standards and evaluate outcomes, and develop funding, policies and procedures for the administration of HMIS

The City of Round Rock does not receive ESG funds. The City works closely with the Williamson-Burnet Counties Opportunities (WBCO) organization to address homelessness.

2. Describe Agencies, groups, organizations and others who participated in the process and describe the jurisdictions consultations with housing, social service agencies and other entities.

The City consulted with several organizations in developing the five-year CP through focus groups, a stakeholder survey, and one-on-one interviews. Appendix A describes the City's efforts and the results in detail. The following table also highlights the participating organizations, groups, and others.

Table 2 – Agencies, groups, organizations who participated

1	Agency/Group/Organization	Texas Homeless Network
	Agency/Group/Organization Type	Services-homeless
	What section of the Plan was addressed by Consultation?	Homeless Needs - Chronically homeless Homeless Needs - Families with children Homelessness Needs - Veterans Homelessness Needs - Unaccompanied youth Homelessness Strategy
	How was the Agency/Group/Organization consulted and what are the anticipated outcomes of the consultation or areas for improved coordination?	City of Round Rock CDBG staff is working with Texas Homeless Network to encourage nonprofit agencies in Williamson County to come together and create coordinated entry and a lead agency to possibly conduct a point-in-time homeless county in Williamson County in the near future. Phone interview and email correspondence.
2	Agency/Group/Organization	Hope Alliance
	Agency/Group/Organization Type	Housing Services-Victims of Domestic Violence Services-homeless
	What section of the Plan was addressed by Consultation?	Homelessness Strategy Homeless Needs - Chronically homeless Homeless Needs - Families with children
	How was the Agency/Group/Organization consulted and what are the anticipated outcomes of the consultation or areas for improved coordination?	Attended the stakeholder focus group, invited to participate in the stakeholder survey, and follow up over email/phone.
3	Agency/Group/Organization	Sacred Heart Community Clinic
	Agency/Group/Organization Type	Services-Health
	What section of the Plan was addressed by Consultation?	Homeless Needs - Families with children

	How was the Agency/Group/Organization consulted and what are the anticipated outcomes of the consultation or areas for improved coordination?	Attended the stakeholder focus group, provided input on community development and housing needs, and invited to participate in the stakeholder survey.
4	Agency/Group/Organization	Bluebonnet Trails Community Services
	Agency/Group/Organization Type	Services-homeless
	What section of the Plan was addressed by Consultation?	Homeless Needs - Chronically homeless Homeless Needs - Families with children Homelessness Needs - Veterans Homelessness Needs - Unaccompanied youth
	How was the Agency/Group/Organization consulted and what are the anticipated outcomes of the consultation or areas for improved coordination?	Attended the stakeholder focus group, provided input on community development and housing needs, and invited to participate in the stakeholder survey.
5	Agency/Group/Organization	CASA Williamson County
	Agency/Group/Organization Type	Services-Children
	What section of the Plan was addressed by Consultation?	Homeless Needs - Families with children
	How was the Agency/Group/Organization consulted and what are the anticipated outcomes of the consultation or areas for improved coordination?	Attended the stakeholder focus group, provided input on community development and housing needs, and invited to participate in the stakeholder survey.

6	Agency/Group/Organization	Heidi Group
	Agency/Group/Organization Type	Services-Health
	What section of the Plan was addressed by Consultation?	Needs Assessment, Market Analysis, and Strategic Plan
	How was the Agency/Group/Organization consulted and what are the anticipated outcomes of the consultation or areas for improved coordination?	Attended the stakeholder focus group, provided input on community development and housing needs, and invited to participate in the stakeholder survey.
7	Agency/Group/Organization	Williamson County Children's Advocacy Center
	Agency/Group/Organization Type	Domestic violence
	What section of the Plan was addressed by Consultation?	Needs Assessment, Market Analysis, and Strategic Plan
	How was the Agency/Group/Organization consulted and what are the anticipated outcomes of the consultation or areas for improved coordination?	Attended the stakeholder focus group, provided input on community development and housing needs, and invited to participate in the stakeholder survey.
8	Agency/Group/Organization	Aspire to Age
	Agency/Group/Organization Type	Senior care
	What section of the Plan was addressed by Consultation?	Needs Assessment, Market Analysis, and Strategic Plan
	How was the Agency/Group/Organization consulted and what are the anticipated outcomes of the consultation or areas for improved coordination?	Attended the stakeholder focus group, provided input on community development and housing needs, and invited to participate in the stakeholder survey.
9	Agency/Group/Organization	South Asian International Volunteer Association (SAIVA)
	Agency/Group/Organization Type	Cultural Awareness and senior services
	What section of the Plan was addressed by Consultation?	Needs Assessment, Market Analysis, and Strategic Plan
	How was the Agency/Group/Organization consulted and what are the anticipated outcomes of the consultation or areas for improved coordination?	Attended the stakeholder focus group, provided input on community development and housing needs, and invited to participate in the stakeholder survey.

10	Agency/Group/Organization	Texas Baptist Children's Home
	Agency/Group/Organization Type	Homeless services
	What section of the Plan was addressed by Consultation?	Needs Assessment, Market Analysis, and Strategic Plan
	How was the Agency/Group/Organization consulted and what are the anticipated outcomes of the consultation or areas for improved coordination?	Attended the stakeholder focus group, provided input on community development and housing needs, and invited to participate in the stakeholder survey.
11	Agency/Group/Organization	Foundation Communities
	Agency/Group/Organization Type	Affordable housing
	What section of the Plan was addressed by Consultation?	Needs Assessment, Market Analysis, and Strategic Plan
	How was the Agency/Group/Organization consulted and what are the anticipated outcomes of the consultation or areas for improved coordination?	Attended the stakeholder focus group, provided input on community development and housing needs, and invited to participate in the stakeholder survey.
12	Agency/Group/Organization	Round Rock Fire Department
	Agency/Group/Organization Type	Fire protection
	What section of the Plan was addressed by Consultation?	Needs Assessment, Market Analysis, and Strategic Plan
	How was the Agency/Group/Organization consulted and what are the anticipated outcomes of the consultation or areas for improved coordination?	Attended the stakeholder focus group, provided input on community development and housing needs, and invited to participate in the stakeholder survey.
13	Agency/Group/Organization	Round Rock Code Enforcement
	Agency/Group/Organization Type	Code enforcement
	What section of the Plan was addressed by Consultation?	Needs Assessment, Market Analysis, and Strategic Plan
	How was the Agency/Group/Organization consulted and what are the anticipated outcomes of the consultation or areas for improved coordination?	Attended the stakeholder focus group, provided input on community development and housing needs, and invited to participate in the stakeholder survey.

14	Agency/Group/Organization	Round Rock Community Development Department
	Agency/Group/Organization Type	Community development
	What section of the Plan was addressed by Consultation?	Needs Assessment, Market Analysis, and Strategic Plan
	How was the Agency/Group/Organization consulted and what are the anticipated outcomes of the consultation or areas for improved coordination?	Attended the stakeholder focus group, provided input on community development and housing needs, and invited to participate in the stakeholder survey.
15	Agency/Group/Organization	Round Rock Parks and Recreation Department
	Agency/Group/Organization Type	Parks and Recreation
	What section of the Plan was addressed by Consultation?	Needs Assessment, Market Analysis, and Strategic Plan
	How was the Agency/Group/Organization consulted and what are the anticipated outcomes of the consultation or areas for improved coordination?	Attended the stakeholder focus group, provided input on community development and housing needs, and invited to participate in the stakeholder survey.
16	Agency/Group/Organization	Round Rock Police Department
	Agency/Group/Organization Type	Law enforcement
	What section of the Plan was addressed by Consultation?	Needs Assessment, Market Analysis, and Strategic Plan
	How was the Agency/Group/Organization consulted and what are the anticipated outcomes of the consultation or areas for improved coordination?	Attended the stakeholder focus group, provided input on community development and housing needs, and invited to participate in the stakeholder survey.
17	Agency/Group/Organization	Round Rock Utilities Department
	Agency/Group/Organization Type	Utilities
	What section of the Plan was addressed by Consultation?	Needs Assessment, Market Analysis, and Strategic Plan
	How was the Agency/Group/Organization consulted and what are the anticipated outcomes of the consultation or areas for improved coordination?	Attended the stakeholder focus group, provided input on community development and housing needs, and invited to participate in the stakeholder survey.

18	Agency/Group/Organization	Round Rock Planning Department
	Agency/Group/Organization Type	Planning
	What section of the Plan was addressed by Consultation?	Needs Assessment, Market Analysis, and Strategic Plan
	How was the Agency/Group/Organization consulted and what are the anticipated outcomes of the consultation or areas for improved coordination?	Attended the stakeholder focus group, provided input on community development and housing needs, invited to participate in the stakeholder survey, and a phone interview with multiple staff members.
19	Agency/Group/Organization	Round Rock Office of Emergency Management
	Agency/Group/Organization Type	Emergency Management
	What section of the Plan was addressed by Consultation?	Needs Assessment, Market Analysis, and Strategic Plan
	How was the Agency/Group/Organization consulted and what are the anticipated outcomes of the consultation or areas for improved coordination?	Provided information and data on Round Rock's hazard mitigation plan and natural disaster risk for low- to moderate-income persons.
21	Agency/Group/Organization	Habitat For Humanity
	Agency/Group/Organization Type	Housing
	What section of the Plan was addressed by Consultation?	Housing Need Assessment Market Analysis
	How was the Agency/Group/Organization consulted and what are the anticipated outcomes of the consultation or areas for improved coordination?	Attended the stakeholder focus group, provided input on community development and housing needs, and invited to participate in the stakeholder survey.

Identify any Agency Types not consulted and provide rationale for not consulting

A wide array of agencies were invited to consult in the development of the five-year Consolidated Plan and Annual Action Plan. No individual agency was intentionally omitted.

Other local/regional/state/federal planning efforts considered when preparing the Plan

Name of Plan	Lead Organization	How do the goals of your Strategic Plan overlap with the goals of each plan?
Continuum of Care	Texas Balance of State Continuum of Care (BoS CoC)	The goals of the Texas Balance of State Continuum of Care were incorporated into the Plan where applicable. The City works closely with the Williamson-Burnet Counties Opportunities (WBCO) organization, the recipient of ESG funds for the area that includes the City of Round Rock. The City will continue to work with WBCO to address homelessness.
City of Round Rock Downtown Master Plan 2010	City of Round Rock	The plan helped to inform the infrastructure needs of the community.
Strategic Plan: A Vision for the City of RR	City of Round Rock	The plan helped to inform the overall goals and framework of the community.
2019 Analysis of Impediments to Fair Housing Choice (AI)	City of Round Rock	The plan helped to inform the needs and goals around housing and provided resident perspective from extensive community engagement.
Round Rock 2030 – Comprehensive Plan	City of Round Rock	This long-range planning document serves as a policy guide and framework for land use decisions for the next decade. It also helped to inform needs and goals.
Citizen Participation Plan (CPP)	City of Round Rock	The CPP helped guide the community engagement and public outreach process.
Hazard Mitigation Plan: Preparing for a Secure and Sustainable Future 2018-2022	City of Round Rock	The goals of the hazard mitigation plan helped to inform hazard mitigation risk for low- to moderate-income households.

Table 3 – Other local / regional / federal planning efforts

Describe cooperation and coordination with other public entities, including the State and any adjacent units of general local government, in the implementation of the Consolidated Plan (91.215(I))

The lead agency for the Consolidated Plan (CP) is the City of Round Rock Office of Community Development. Major public entities that will be involved in the implementation of the CP include the Round Rock Housing Authority and private entities such as CASA, Hope Alliance, and the Advocacy Resource Center for Independent Living (ARCIL).

PR-15 Citizen Participation

1. Summary of citizen participation process/Efforts made to broaden citizen participation

Summarize citizen participation process and how it impacted goal-setting

The City of Round Rock engaged in a multi-pronged approach for citizen participation and engagement, including focus group sessions with stakeholders in the community representing a wide range of public agencies and nonprofit organizations. This process assisted in identifying priority needs, as well as a strategic plan to address affordable housing needs and human services to low- and moderate-income households and persons.

Citizen Participation Outreach

Sort Order	Mode of Outreach	Target of Outreach	Summary of response/attendance	Summary of comments received	Summary of comments not accepted and reasons	URL (If applicable)
1	Regional AI Community Meeting	Minorities, persons with disabilities, low- to moderate-income households	Held in Round Rock, 75 regional residents (unclear how many were Round Rock residents)	See Citizen Participation Appendix	All comments were accepted.	
2	Regional Fair Housing Survey	Minorities, persons with disabilities, low- to moderate-income households	259 Round Rock respondents	See Citizen Participation Appendix	All comments were accepted.	http://centraltexasfairhousing.org/
2	Resident Focus Groups	Elderly, Resident of Public and Assisted Housing; low- to moderate-income households	35 participants	See Citizen Participation Appendix	All comments were accepted.	
3	Stakeholder Focus Groups	Stakeholders serving low-moderating income populations and organizations related to housing, homelessness,	34 participants	See Citizen Participation Appendix	All comments were accepted.	

		public services, public facilities, and economic development.				
4	Stakeholder Survey	Stakeholders serving low-/moderate-income populations and organizations related to housing, homelessness, public services, public facilities, and economic development.	46 respondents	See Citizen Participation Appendix	All comments were accepted.	
5	Public Hearings	All Round Rock residents	Held in conjunction with City Council meetings on March 14 and June 27.	<to be completed after public comment period>	All comments were accepted.	www.roundrocktexas.gov

Table 4 – Citizen Participation Outreach

Needs Assessment

NA-05 Overview

Needs Assessment Overview

This section of the Consolidated Plan examines housing, community, and economic development needs of residents. As required by HUD, the assessment is based on an analysis of “disproportionate needs” tables—discussed below—and informed by resident input and stakeholder consultation. The top housing and community development needs are described below.

Housing Needs:

- **Affordability.** The changes in regional home values and rents have exceeded changes in median incomes for all households, meaning that households have lost their housing “purchasing power.” Rising housing costs were the number one concern of residents and stakeholders from both focus groups and the stakeholder survey. However, Round Rock remains a relatively affordable enclave within the Central Texas Region. According to a survey conducted for the Regional AI, Round Rock residents overall were actually less worried about rent increases than residents of other jurisdictions in the region. Even so, the City will need to work to expand affordability options as the Central Texas Region grows and Round Rock absorbs more of the demand for affordable housing.
- **Cost burden and severe cost burden,** for both renter and owner households, are the most common housing problems in Round Rock. According to the HUD data, about 5,400 low- to moderate-income renter households and 3,400 low- to moderate-income owner households are either cost burdened (spending 30% or more of their income on housing) or severely cost burdened (spending 50% or more of their income on housing).
- **Displacement.** Stakeholders and residents in focus groups expressed concern over the rapid growth of Round Rock and are concerned about displacement due to affordability. In a survey conducted for the Regional AI, about 13 percent of current Round Rock households reported having been displaced from their previous home (meaning they had to move when they did not want to move)—most of those said the reason was due to rent increases. Some of those residents were displaced from higher cost areas than Round Rock and settled in Round Rock due to affordability but there are also resident concerns that affordability in Round Rock is diminishing and will continue to displace current residents.
- **Equity in ownership.** The homeownership rate for Black/African American households in Round Rock is 42 percent compared to 68 percent for Non-Hispanic White households. The rate is 50 percent for Hispanic households. It should be noted that the gap in ownership rates between Non-Hispanic White and minority households is smaller in Round Rock than in the region overall

and the City has higher rates of minority ownership than many other jurisdictions in Central Texas.

- **Equity in lending.** An analysis of Home Mortgage Disclosure Act data found that Black/African American, Hispanic, and other non-Asian minorities face greater challenges in accessing mortgage loans than Non-Hispanic White and Asian households. In Round Rock, 20 percent of Black/African American applicants and 18 percent of Hispanic applicants who applied for mortgage or home improvement loans were denied loans; compared to 10 percent of Non-Hispanic White applicants. It should be noted that the lending disparity in Round Rock is actually the smallest gap of any jurisdiction in the region.
- **Public housing and housing choice voucher holders.** The Round Rock Housing Authority (RRHA) owns 100 units and administers 94 Section 8 Housing Choice Vouchers. Another 148 vouchers are port-ins from over 90 other PHAs around the U.S. Approximately 342 total persons are assisted through RRHA's programs. Of the 100 public housing units, 28 units in Cushing are mainly for the elderly, with some family households. Both Westwood and Lance Haven have 30 units for family households. In addition, there are 12 scattered single-family units currently occupied by Section 8 tenants. All the units are considered to be in very good condition. No public housing home ownership initiative currently exists. For Housing Choice Voucher holders, state law prohibits cities and counties from including Source of Income as a protected class, which can create barriers to using vouchers in the private market.
- **Homelessness.** Stakeholders emphasized the need for supportive services to help people experiencing homelessness. Stakeholders felt that it was necessary to have wrap-around services, where people could get assistance with everything from housing to mental health care.
- **Non-homeless special needs.** Housing and supportive service needs for Round Rock's non-homeless special needs populations (households containing persons with a disability (hearing/vision limitation, ambulatory limitation, cognitive limitation or self-care/independent living limitation), elderly households, large families, female headed households with children, households with limited English proficiency, and those at risk of homelessness) are described by population group in Section NA-45.

Non-Housing Community Development needs:

- **Transportation.** As the region grows and traffic becomes more congested—and travel becomes less predictable—Round Rock and its surrounding communities will need to address public transportation challenges. Stakeholders and residents both emphasized the need for better public transportation particularly for people with disabilities and low-income residents. In focus groups, the stakeholder survey, and the community meeting, better access to reliable public transportation overwhelmingly was the top public improvement need in Round Rock.
- **Public facility** needs include improvements to aging facilities that need repair, maintenance, and expansion, as well as ADA improvements to existing facilities.

- **Public service** needs include health care, services for low-income residents, youth activities, affordable childcare, food security, support services for people experiencing homelessness, utility assistance, and better language access for persons with limited English proficiency.
- Additional public improvement needs identified by residents and stakeholders included sidewalks, floodplain and environmental hazard mitigation, accessibility improvements, and neighborhood cleanups.

NA-10 Housing Needs Assessment - 24 CFR 91.205 (a,b,c)

Summary of Housing Needs

The City of Round Rock has continued to experience strong growth. This growth has contributed to rising housing prices and limited affordable supply. The City's lowest income renters have had a harder time finding affordable units.

Cost burden and severe cost burden, for both renter and owner households, are the most common housing problems in Round Rock. According to the HUD tables below, 3,065 low- to moderate-income renter households (32% of all low- to moderate-income renters) experience cost burden and 2,350 low- to moderate-income renter households (24% of all low- to moderate-income renters) experience severe cost burden. Among low- to moderate-income owner households, 34 percent are cost burdened and 18 percent are severely cost burdened.

The HUD-provided tables show cost burden and other housing problems by income level (AMI). Low-income renters, making 30 percent or below AMI, are disproportionately impacted by severe cost burden and owners making between 50 to 80 percent AMI are disproportionately impacted by cost burden.

According to the resident survey from the Regional Analysis of Impediments to Fair Housing Choice, Round Rock residents' top housing challenges are: increasing rent prices, not being able to afford a down payment to buy a house, and not being able to easily or safely access public transportation.

Round Rock stands out from the region for its relatively low segregation and high racial and ethnic diversity of residents and rising incomes of Black/African American households relative to housing costs. Round Rock renters are less likely to worry about rent increases than renters regionwide (according to the regional fair housing survey).

Demographics	Base Year: 2000	Most Recent Year: 2017	% Change
Population	61,136	123,560	102.1%
Households	21,076	38,368	82.0%
Median Income	\$60,354	\$79,444	31.6%

Table 5 - Housing Needs Assessment Demographics

Data Source: 2000 Census (Base Year), 2016-2017 ACS (Most Recent Year)

Number of Households Table

	0-30% HAMFI	>30-50% HAMFI	>50-80% HAMFI	>80-100% HAMFI	>100% HAMFI
Total Households	2,755	3,685	5,760	4,005	19,370
Small Family Households	1,230	1,595	2,275	1,930	11,955
Large Family Households	330	460	880	520	2,000

	0-30% HAMFI	>30-50% HAMFI	>50-80% HAMFI	>80-100% HAMFI	>100% HAMFI
Household contains at least one person 62-74 years of age	245	520	860	510	2,825
Household contains at least one person age 75 or older	229	255	330	250	444
Households with one or more children 6 years old or younger	1,029	1,115	1,425	1,029	4,075

Table 6 - Total Households Table

Data 2011-2015 Comprehensive Housing Affordability Strategy data (CHAS) provided by HUD
Source:

Housing Needs Summary Tables

1. Housing Problems (Households with one of the listed needs)

	Renter					Owner				
	0-30% AMI	>30-50% AMI	>50-80% AMI	>80-100% AMI	Total	0-30% AMI	>30-50% AMI	>50-80% AMI	>80-100% AMI	Total
NUMBER OF HOUSEHOLDS										
Substandard Housing - Lacking complete plumbing or kitchen facilities	50	4	15	10	79	0	0	0	0	0
Severely Overcrowded - With >1.51 people per room (and complete kitchen and plumbing)	35	65	4	40	144	4	10	0	10	24
Overcrowded - With 1.01-1.5 people per room (and none of the above problems)	170	125	220	35	550	25	4	40	185	254
Housing cost burden greater than 50% of income (and none of the above problems)	1,535	700	85	30	2,350	410	460	220	75	1,165
Housing cost burden greater than 30% of income (and none of the above problems)	40	1,365	1,495	165	3,065	60	380	1,375	410	2,225
Zero/negative Income (and none of the above problems)	180	0	0	0	180	35	0	0	0	35

Table 7 – Housing Problems Table

Data 2011-2015 Comprehensive Housing Affordability Strategy data (CHAS) provided by HUD
Source:

2. Housing Problems 2 (Households with one or more Severe Housing Problems: Lacks kitchen or complete plumbing, severe overcrowding, severe cost burden)

	Renter					Owner				
	0-30% AMI	>30-50% AMI	>50-80% AMI	>80-100% AMI	Total	0-30% AMI	>30-50% AMI	>50-80% AMI	>80-100% AMI	Total
NUMBER OF HOUSEHOLDS										
Having 1 or more of four housing problems	1,790	895	325	110	3,120	440	475	265	265	1,445
Having none of four housing problems	230	1,600	2,985	1,535	6,350	80	715	2,185	2,095	5,075
Household has negative income, but none of the other housing problems	180	0	0	0	180	35	0	0	0	35

Table 8 – Housing Problems 2

Data 2011-2015 Comprehensive Housing Affordability Strategy data (CHAS) provided by HUD
Source:

3. Cost Burden > 30%

	Renter				Owner			
	0-30% AMI	>30-50% AMI	>50-80% AMI	Total	0-30% AMI	>30-50% AMI	>50-80% AMI	Total
NUMBER OF HOUSEHOLDS								
Small Related	25	675	710	1,410	0	60	580	640
Large Related	0	200	100	300	35	95	320	450
Elderly	35	170	165	370	20	130	310	460
Other	0	460	545	1,005	0	105	210	315
Total need by income	60	1,505	1,520	3,085	55	390	1,420	1,865

Table 9 – Cost Burden > 30%

Data 2011-2015 Comprehensive Housing Affordability Strategy data (CHAS) provided by HUD
Source:

4. Cost Burden > 50%

	Renter				Owner			
	0-30% AMI	>30- 50% AMI	>50- 80% AMI	Total	0-30% AMI	>30- 50% AMI	>50- 80% AMI	Total
NUMBER OF HOUSEHOLDS								
Small Related	885	250	50	1,185	195	245	60	500
Large Related	205	65	0	270	65	35	0	100
Elderly	195	95	0	290	115	110	65	290
Other	470	300	35	805	65	70	95	230
Total need by income	1,755	710	85	2,550	440	460	220	1,120

Table 10 – Cost Burden > 50%

Data 2011-2015 Comprehensive Housing Affordability Strategy data (CHAS) provided by HUD
Source:

5. Crowding (More than one person per room)

	Renter					Owner				
	0-30% AMI	>30-50% AMI	>50-80% AMI	>80-100% AMI	Total	0-30% AMI	>30-50% AMI	>50-80% AMI	>80-100% AMI	Total
NUMBER OF HOUSEHOLDS										
Single family households	175	175	194	75	619	29	10	40	65	144
Multiple, unrelated family households	30	15	30	0	75	0	4	0	130	134
Other, non-family households	0	0	0	0	0	0	0	0	0	0
Total need by income	205	190	224	75	694	29	14	40	195	278

Table 11 – Crowding Information – 1/2

Data 2011-2015 Comprehensive Housing Affordability Strategy data (CHAS) provided by HUD
Source:

	Renter				Owner			
	0-30% AMI	>30-50% AMI	>50-80% AMI	Total	0-30% AMI	>30-50% AMI	>50-80% AMI	Total
Households with Children Present	N/A	N/A	N/A	N/A	N/A	N/A	N/A	N/A

Table 12 – Crowding Information – 2/2

Describe the number and type of single person households in need of housing assistance.

According to the 2017 ACS, there were 7,290 single person households in Round Rock, 6 percent or 445 households of which experienced housing needs. By 2022, single person households in need of housing assistance is projected to grow to 531 households.

According to the Regional AI resident survey, the types of single person households that may be in need of housing assistance include the following:

- About 15 percent of single person households in Round Rock are elderly and may require accessibility improvements or other health services as they age in place;
- About 5 percent of single person households in Round Rock have incomes below \$25,000 and about 40 percent have incomes between \$25,000 and \$50,000—these households may have trouble paying rent or property tax bills;
- About 30 percent of all single person households in Round Rock are renters. Of those, about 40 percent worry about their rent increasing more than they can afford and all single person households that are renters in Round Rock said they would like to purchase a home but cannot afford the downpayment.
- About 70 percent all single person households in Round Rock are homeowners. Of those, about 30 percent were concerned about their ability to pay their property taxes.

Estimate the number and type of families in need of housing assistance who are disabled or victims of domestic violence, dating violence, sexual assault and stalking.

Households with disabilities. Eight percent of Round Rock households have one or more disabilities, similar to the Austin-Round Rock MSA (8.9%), but lower than the state overall (11.4%). Of seniors, 42 percent has some type of disability. Comprehensive Housing Affordability Strategy (CHAS) data indicate that about 45 percent of all residents with a disability have 1 or more housing problems (e.g. cost burden, overcrowding, substandard housing). In other words, among the 5,965 households with a disability in Round Rock, 2,655 have some type of housing need. In the next 5 years, households in need of housing assistance containing persons with hearing, vision, cognitive, ambulatory, self-care, and/or independent living difficulty is projected to grow to 3,166, a 19 percent increase from today.

In both the Regional AI survey and regional focus groups, residents with disabilities, especially those reliant on disability income, report being cost burdened and fear their rent being increased more than they can afford to pay. All of the Round Rock renters who participated in the survey want to become homeowners, but cannot afford the downpayment. In the past five years, 16 percent of households that include a member with a disability in Round Rock experienced displacement—having to move when they did not want to move—based on responses to the Central Texas Fair Housing Survey.

Among all Round Rock households that include a member with a disability of any type, one in five (19%) live in housing that does not meet the accessibility needs of the member with a disability. Among these respondents to the Central Texas Fair Housing Survey, grab bars installed in a bathroom, wider doorways, and ramp installation within or to the home are the most frequently mentioned accessibility

improvements needed. One in five (20%) of Round Rock's households that include a member with a disability report that they "can't afford the housing that has accessibility features needed".

Victims of domestic violence. National incidence rates indicate that 37 percent of women and 34 percent of men aged 18 or older have experienced contact sexual violence, physical violence, or stalking by an intimate partner in their lifetime. Annual incidence rates—meaning the proportion of people who have experienced contact sexual violence, physical violence, or stalking by an intimate partner in the previous year—are 5.5 percent for women and 5.2 percent for men.

Applying these rates to the Round Rock population of women and men over 18 indicates that 4,383 residents are likely to have experienced some type of domestic violence, dating violence, sexual assault and/or stalking by an intimate partner in the previous year. National statistics show that 3.6 percent of women and 1.0 percent of men experiencing intimate partner violence are in need of housing services. In Round Rock, these statistics suggest that 112 victims of domestic violence, or 2 percent, require housing services each year.

Hope Alliance, a local organization serving victims of family violence, served 888 individuals on a face-to-face basis (330 of those in their shelter) and another 2,826 people who called their hotline. Hope Alliance estimates that they referred more than 925 individuals to agencies outside Williamson County. In a focus group with domestic violence survivors across the region, participants were all extremely concerned about their ability to afford housing in the private market and worry that they have lost their place on publicly supported housing waitlists as they are unable to receive mail at their prior addresses. Many of these women have large families, increasing the difficulty associated with finding housing once their time at the shelter expires.

Although the supportive and housing services needed by intimate partner violence (IPV) victims vary, generally, all need health care and counseling immediately following the event and continued mental health support to assist with the traumatic stress disorder related to the event. Victims may also require assistance with substance abuse and mental health services, both of which are common among IPV victims. Affordable housing is also critical: The National Alliance to End Homelessness argues that a "strong investment in housing is crucial [to victims of domestic violence] ...so that the family or woman is able to leave the shelter system as quickly as possible without returning to the abuse." The Alliance also reports that studies on homelessness have shown a correlation between domestic violence and homelessness (http://www.endhomelessness.org/pages/domestic_violence).

What are the most common housing problems?

Cost burden and severe cost burden, for both renter and owner households, are the most common housing problems in Round Rock. Table 7 shows that 3,065 renter households earning less than 100 percent of AMI experience cost burden and 2,350 renter households earning less than 100 percent of AMI experience severe cost burden. This compares to 79 renters below 100 percent of AMI living in substandard housing and 694 renters below 100 percent of AMI living in overcrowded or severely overcrowded homes. Similar trends are evident among owner households, but renter households experience a higher rate of housing problems overall.

Are any populations/household types more affected than others by these problems?

“Small related” renter and “other” renter (“other” may include singles, roommates, people living in group homes, etc.) households are the most affected by cost burden. Table 9 shows 1,410 small related renter households and 1,005 other renter households are cost burdened, which combined make up 78 percent of all low- to moderate-income renter households that are cost burdened.

Small related households, making 30 percent of AMI or less, are disproportionately impacted by severe cost burden.

Overall, renters are more likely than owners to experience housing problems. According to Table 8, 32 percent of renters earning less than 100 percent AMI have at least one housing problem compared to 22 percent of owners earning less than 100 percent of AMI.

Describe the characteristics and needs of Low-income individuals and families with children (especially extremely low-income) who are currently housed but are at imminent risk of either residing in shelters or becoming unsheltered 91.205(c)/91.305(c)). Also discuss the needs of formerly homeless families and individuals who are receiving rapid re-housing assistance and are nearing the termination of that assistance

Households spending 50 percent or more of their income on housing are considered at risk of homelessness. These households have limited capacity to adjust to rising home prices and are vulnerable to even minor shifts in rents, property taxes, and/or incomes. CHAS data in Table 7 indicate that 3,515 low- to moderate-income Round Rock households (2,350 renters and 1,165 owners) are severely cost burdened, spending 50 percent or more of their income on housing, and therefore at risk of homelessness.

The Central Texas Fair Housing Survey provides additional insight into two types of households that are currently housed but may be at imminent risk of homelessness. Those households are described below.

Households with incomes less than \$25,000 (11% of 259 respondents):

- Among households with incomes less than \$25,000, more than one in four live in large families; half are renters and 27 percent are precariously housed. Nearly half (48%) have children under the age of 18 in the home. Slightly less than half (45%) live in a household that includes a member with a disability. Nearly three in 10 (27%) are unemployed or looking for work, 14 percent receive disability benefit income, and 5 percent are retired.
- Housing challenges experienced by Round Rock’s low-income households include “inadequate sidewalks, street lights, drainage, or other infrastructure in my neighborhood” (32%), a member of the household with a disability has difficulty getting around the neighborhood due to broken or missing sidewalks (27%), one in four (23%) “need help taking care of myself/my home and can’t find or afford to hire someone,” and one in four (23%) “can’t pay my utilities”.

Precariously housed (10% of 259 respondents)—couch-surfing or otherwise not included on a lease, staying in emergency shelters, or living in transitional housing programs:

- Compared to the typical Round Rock resident, those who are precariously housed are three times more likely to have incomes less than \$25,000. Precariously housed residents comprise nearly one in four (23%) of all large family survey respondents. In Round Rock, the median age range of precariously housed survey respondents is 25 to 34, younger than the median of all Round Rock respondents (ages 45 to 54). Precariously housed residents are slightly less likely than the typical Round Rock resident to have children under age 18 living in the home (44% versus 50% overall). Precariously housed residents are also more likely than the typical resident to live in a household with a person with a disability (35% versus 22%). Precariously housed residents are much less likely than the average resident to be employed full time (21% versus 62%), and nearly one in five (17%) precariously housed respondents are unemployed/looking for work.
- Housing challenges among the precariously housed include: living in a home that is not big enough for the family (17%), “I need help taking care of myself/my home and can’t find or afford to hire someone” (17%), “I can’t pay my utilities” (17%), and difficulty finding a place to rent due to bad credit/history of evictions/foreclosure (13%).

There are no active rapid re-housing assistance programs in Round Rock.

If a jurisdiction provides estimates of the at-risk population(s), it should also include a description of the operational definition of the at-risk group and the methodology used to generate the estimates:

Indicators of at-risk population(s) include: being precariously housed (e.g., couch-surfing, living in hotel/motel), reporting being unable to pay utilities, reporting being unable to pay property taxes, being in the process of eviction or foreclosure, being unable to find a place to rent due to criminal history, history or eviction or foreclosure. Based on the Central Texas Fair Housing Survey, we estimate that 10 percent of Round Rock’s households are precariously housed, approximately 3,837.

Specify particular housing characteristics that have been linked with instability and an increased risk of homelessness

Prior history of eviction or foreclosure, being precariously housed, difficulty paying utilities or property taxes, bad credit history, criminal history, mental illness, prior episodes of homelessness, domestic assault, LGBTQ youth, extremely low-income households. Precariously housed residents comprise nearly one in four (23%) of all large family survey respondents, have a median age of 25 to 34, more than two in five (44%) have children under age 18, and about one in three (35%) live in a household that includes a member with a disability. Precariously housed residents are much less likely than the average Round Rock resident to be employed full time (21%) and nearly one in five (17%) are unemployed/looking for work.

Discussion

In addition to the topics discussed above, the City of Round Rock evaluated broadband needs of low- and moderate-income households. Citywide, 91 percent of households have a desktop or laptop computer and 94 percent have a smartphone. Eighty seven percent of households have broadband access by cable, fiber, or DSL and 95 percent have some type of broadband access—7 percent only have internet through their cellular data plan.

However, ACS data indicate that access is much lower for low- and moderate-income households. In Round Rock just 2 percent of households earning \$75,000 or more per year are without an internet subscription compared to 32 percent of households earning less than \$20,000 per year and 6 percent of households earning between \$20,000 and \$75,000 per year.

As part of the community engagement process conducted for the CP, residents and stakeholders serving low-income households were specifically asked about broadband needs and digital inclusion. In a focus group with seniors and elderly residents, participants expressed concern over a generation gap in technology. Many younger seniors have been assisting older residents with technology (e.g. setting up video chatting with their families, purchasing a smart phone, etc.). There may be other opportunities to standardize a training program amongst those that are members of Baca. Local nonprofit leaders that participated in the focus group echoed this concern and identified the internet as a barrier that disproportionately impacts the elderly.

City staff also identified local resources available for addressing the digital divide in Round Rock:

- Two ISPs that serve the area provide low-cost wireline home internet service for low- to moderate-income households and seniors that qualify. For AT&T (<https://www.att.com/shop/internet/access/#/>), rates range from \$5 to \$10 per month. For Spectrum Internet Assist (<https://www.spectrum.com/browse/content/spectrum-internet-assist.html>), \$14.99 per month, plus taxes and fees.
- Round Rock's library offers hotspot checkouts so people can "rent" the internet just like a book (<https://www.roundrocktexas.gov/news/check-out-the-internet-at-rrpl/>).
- The City's IT department provides free WiFi internet in a number of public spaces (<https://www.roundrocktexas.gov/services/wifi/>), including:
 - Robert G. and Helen Griffith Public Library
 - Centennial Plaza
 - Clay Madsen Recreation Center
 - Sharon Prete Main Street Plaza
 - Allen R. Baca Center
 - Round Rock City Hall
 - Rabb House and Play for All Abilities Park
 - Rock'N River Water Park

NA-15 Disproportionately Greater Need: Housing Problems – 91.205 (b)(2)

This section assesses the need of any racial or ethnic group that has disproportionately greater need in comparison to the needs of that category of need as a whole. Housing problems include:

- Lack of complete kitchen facilities.
- Lack of complete plumbing facilities.
- Overcrowded households with more than 1 person per room, not including bathrooms, porches, foyers, halls, or half-rooms.
- Households with cost burdens of more than 30 percent of income.

Introduction

A disproportionately greater need exists when the members of a racial or ethnic group at a particular income level experience housing problems at a greater rate (10 percentage points or more) than the income level as a whole. For example, assume that 60 percent of all low-income households within a jurisdiction have a housing problem and 72 percent of low-income Hispanic households have a housing problem. In this case, low-income Hispanic households have a disproportionately greater need.

Per the regulations at 91.205(b)(2), 91.305(b)(2), and 91.405, a grantee must provide an assessment for each disproportionately greater need identified. Although the purpose of these tables is to analyze the relative level of need for each race and ethnic category, the data also provide information for the jurisdiction as a whole that can be useful in describing overall need.

Income classifications are as follows: 0%-30% AMI is considered extremely low-income, 31%-50% AMI is low-income, 51%-80% AMI is moderate-income, and 81%-100% is middle-income.

0%-30% of Area Median Income

Housing Problems	Has one or more of four housing problems	Has none of the four housing problems	Household has no/negative income, but none of the other housing problems
Jurisdiction as a whole	2,335	210	215
White	835	55	75
Black / African American	585	35	25
Asian	90	0	25
American Indian, Alaska Native	25	0	0
Pacific Islander	0	0	0
Hispanic	735	120	85

Table 13 - Disproportionally Greater Need 0 - 30% AMI

Data Source: 2011-2015 Comprehensive Housing Affordability Strategy data (CHAS) provided by HUD

*The four housing problems are:

1. Lacks complete kitchen facilities, 2. Lacks complete plumbing facilities, 3. More than one person per room, 4. Cost Burden greater than 30%

30%-50% of Area Median Income

Housing Problems	Has one or more of four housing problems	Has none of the four housing problems	Household has no/negative income, but none of the other housing problems
Jurisdiction as a whole	3,115	570	0
White	1,555	265	0
Black / African American	300	95	0
Asian	85	4	0
American Indian, Alaska Native	0	0	0
Pacific Islander	10	0	0
Hispanic	1,115	195	0

Table 14 - Disproportionally Greater Need 30 - 50% AMI

Data Source: 2011-2015 Comprehensive Housing Affordability Strategy data (CHAS) provided by HUD

*The four housing problems are:

1. Lacks complete kitchen facilities, 2. Lacks complete plumbing facilities, 3. More than one person per room, 4. Cost Burden greater than 30%

50%-80% of Area Median Income

Housing Problems	Has one or more of four housing problems	Has none of the four housing problems	Household has no/negative income, but none of the other housing problems
Jurisdiction as a whole	3,460	2,300	0
White	1,855	1,180	0
Black / African American	385	174	0
Asian	120	19	0
American Indian, Alaska Native	0	25	0
Pacific Islander	0	0	0
Hispanic	1,005	800	0

Table 15 - Disproportionally Greater Need 50 - 80% AMI

Data Source: 2011-2015 Comprehensive Housing Affordability Strategy data (CHAS) provided by HUD

*The four housing problems are:

1. Lacks complete kitchen facilities, 2. Lacks complete plumbing facilities, 3. More than one person per room, 4. Cost Burden greater than 30%

80%-100% of Area Median Income

Housing Problems	Has one or more of four housing problems	Has none of the four housing problems	Household has no/negative income, but none of the other housing problems
Jurisdiction as a whole	950	3,055	0
White	520	1,635	0
Black / African American	110	375	0
Asian	30	160	0
American Indian, Alaska Native	0	20	0
Pacific Islander	0	0	0
Hispanic	285	805	0

Table 16 - Disproportionally Greater Need 80 - 100% AMI

Data Source: 2011-2015 Comprehensive Housing Affordability Strategy data (CHAS) provided by HUD

*The four housing problems are:

1. Lacks complete kitchen facilities, 2. Lacks complete plumbing facilities, 3. More than one person per room, 4. Cost Burden greater than 30%

Discussion

This section discusses the income categories in which a racial or ethnic group has a disproportionately greater need.

0-30% AMI. All groups have relatively high rates of housing problems, but no single group experiences a disproportionately high rate of need relative to the jurisdiction as a whole. At this income level, 92 percent of all households have at least one of the four housing problems.

30-50% AMI. Similar to the 0-30% AMI income level, all households in this income group have relatively high rates of housing need. Black/African American households experience slightly lower rates of housing need (76%) compared to White households (85%) and the jurisdiction as a whole (85%). Asian (96%) and Pacific Islander (100%) households have disproportionately high need, but the total number of Pacific Islander households is too low to accurately assess disproportionate needs.

50-80% AMI. At this income level, 60 percent of households in the jurisdiction overall have at least one of the four housing problems. Asian households have a disproportionately high rate of need (86%) relative to the jurisdiction as a whole at this income level.

80-100% AMI. Less than one quarter of all households earning 80-100% AMI in the jurisdiction have one or more of the four housing problems. No single racial/ethnic group experiences a disproportionately high rate of need relative to the jurisdiction as a whole at this income level.

NA-20 Disproportionately Greater Need: Severe Housing Problems – 91.205 (b)(2)

Assess the need of any racial or ethnic group that has disproportionately greater need in comparison to the needs of that category of need as a whole.

Introduction

This section discusses severe housing needs as defined by HUD, using HUD-prepared housing needs data. The tables show the number of Round Rock households that have severe housing needs by income, race, and ethnicity. Needs are defined as one or more of the following housing problems:

- Housing lacks complete kitchen facilities
- Housing lacks complete plumbing facilities
- Household has more than 1.5 persons per room
- Household cost burden exceeds 50 percent.

A disproportionately greater need exists when the members of a racial or ethnic group at a particular income level experience housing problems at a greater rate (10 percentage points or more) than the income level as a whole. For example, assume that 60 percent of all low-income households within a jurisdiction have a housing problem and 72 percent of low-income Hispanic households have a housing problem. In this case, low-income Hispanic households have a disproportionately greater need.

Per the regulations at 91.205(b)(2), 91.305(b)(2), and 91.405, a grantee must provide an assessment for each disproportionately greater need identified. Although the purpose of these tables is to analyze the relative level of need for each race and ethnic category, the data also provide information for the jurisdiction as a whole that can be useful in describing overall need.

Income classifications are as follows: 0%-30% AMI is considered extremely low-income, 31%-50% AMI is low-income, 51%-80% AMI is moderate-income, and 81%-100% is middle-income.

0%-30% of Area Median Income

Severe Housing Problems*	Has one or more of four housing problems	Has none of the four housing problems	Household has no/negative income, but none of the other housing problems
Jurisdiction as a whole	2,230	310	215
White	760	135	75
Black / African American	585	35	25
Asian	70	20	25
American Indian, Alaska Native	25	0	0
Pacific Islander	0	0	0
Hispanic	730	124	85

Table 17 – Severe Housing Problems 0 - 30% AMI

Data 2011-2015 Comprehensive Housing Affordability Strategy data (CHAS) provided by HUD
Source:

*The four severe housing problems are:

1. Lacks complete kitchen facilities, 2. Lacks complete plumbing facilities, 3. More than 1.5 persons per room, 4. Cost Burden over 50%

30%-50% of Area Median Income

Severe Housing Problems*	Has one or more of four housing problems	Has none of the four housing problems	Household has no/negative income, but none of the other housing problems
Jurisdiction as a whole	1,370	2,315	0
White	820	1,000	0
Black / African American	55	335	0
Asian	70	19	0
American Indian, Alaska Native	0	0	0
Pacific Islander	10	0	0
Hispanic	405	905	0

Table 18 – Severe Housing Problems 30 - 50% AMI

Data 2011-2015 Comprehensive Housing Affordability Strategy data (CHAS) provided by HUD
Source:

*The four severe housing problems are:

1. Lacks complete kitchen facilities, 2. Lacks complete plumbing facilities, 3. More than 1.5 persons per room, 4. Cost Burden over 50%

50%-80% of Area Median Income

Severe Housing Problems*	Has one or more of four housing problems	Has none of the four housing problems	Household has no/negative income, but none of the other housing problems
Jurisdiction as a whole	590	5,170	0
White	285	2,750	0
Black / African American	80	485	0
Asian	25	115	0
American Indian, Alaska Native	0	25	0
Pacific Islander	0	0	0
Hispanic	180	1,625	0

Table 19 – Severe Housing Problems 50 - 80% AMI

Data 2011-2015 Comprehensive Housing Affordability Strategy data (CHAS) provided by HUD
Source:

*The four severe housing problems are:

1. Lacks complete kitchen facilities, 2. Lacks complete plumbing facilities, 3. More than 1.5 persons per room, 4. Cost Burden over 50%

80%-100% of Area Median Income

Severe Housing Problems*	Has one or more of four housing problems	Has none of the four housing problems	Household has no/negative income, but none of the other housing problems
Jurisdiction as a whole	375	3,630	0
White	80	2,070	0
Black / African American	35	450	0
Asian	30	160	0
American Indian, Alaska Native	0	20	0
Pacific Islander	0	0	0
Hispanic	235	855	0

Table 20 – Severe Housing Problems 80 - 100% AMI

Data 2011-2015 Comprehensive Housing Affordability Strategy data (CHAS) provided by HUD
Source:

*The four severe housing problems are:

1. Lacks complete kitchen facilities, 2. Lacks complete plumbing facilities, 3. More than 1.5 persons per room, 4. Cost Burden over 50%

Discussion

This section discusses the income categories in which a racial or ethnic group has a disproportionately greater severe housing need.

0-30% AMI. Like the previous discussion on housing needs, all groups have relatively high rates of severe housing problems, but no single group experiences a disproportionately high rate of need relative to the jurisdiction as a whole (apart from American Indian/Alaska Native households, who experience slightly disproportionate housing needs, but the total number of households is too low to accurately assess disproportionate needs). At this income level, 88 percent of all households have a severe housing problem.

30-50% AMI. Thirty-seven percent of all households earning 30-50% of AMI in the jurisdiction have a severe housing need. Asian (79%) and Pacific Islander (100%) households experience disproportionately high severe housing problems, but the total number of Pacific Islander households is too low to accurately assess disproportionate needs.

50-80% AMI. At this income level, 10 percent of households in the jurisdiction overall have a severe housing problem. No single racial/ethnic group experiences a disproportionately high rate of severe housing problems relative to the jurisdiction as a whole at this income level.

80-100% AMI. Nine percent of all households earning 80-100% AMI in the jurisdiction have a severe housing problem. These data indicate that Asian and Hispanic households at this income level experience severe housing problems at a disproportionately high rate, 16 percent and 22 percent, respectively.

NA-25 Disproportionately Greater Need: Housing Cost Burdens – 91.205 (b)(2)

According to HUD, disproportionate need occurs when a household category has a level of need that is at least 10 percentage points higher than the level of need of all households in a particular income category. For example, if 60 percent of households earning between 50 and 80 percent of the area median income (AMI) have a housing problem, and 75 percent of Hispanics in the same income category have a housing problem, Hispanics would have a disproportionate need.

Introduction:

This section provides data on households with disproportionate levels of housing cost burden. Housing cost burden occurs when households pay more than 30 percent of their gross household income toward housing costs, which includes utilities. Severe housing cost burden occurs when housing costs are 50 percent or more of gross household income.

A disproportionately greater need exists when the members of a racial or ethnic group at a particular income level experience housing problems at a greater rate (10 percentage points or more) than the income level as a whole. For example, assume that 60 percent of all low-income households within a jurisdiction have a housing problem and 72 percent of low-income Hispanic households have a housing problem. In this case, low-income Hispanic households have a disproportionately greater need.

Per the regulations at 91.205(b)(2), 91.305(b)(2), and 91.405, a grantee must provide an assessment for each disproportionately greater need identified. Although the purpose of these tables is to analyze the relative level of need for each race and ethnic category, the data also provide information for the jurisdiction as a whole that can be useful in describing overall need.

Income classifications are as follows: 0%-30% AMI is considered extremely low-income, 31%-50% AMI is low-income, 51%-80% AMI is moderate-income, and 81%-100% is middle-income.

Housing Cost Burden

Housing Cost Burden	<=30%	30-50%	>50%	No / negative income (not computed)
Jurisdiction as a whole	25,405	6,100	3,845	234
White	15,770	3,190	1,885	75
Black / African American	2,065	720	685	45
Asian	1,560	210	140	25
American Indian, Alaska Native	135	0	25	0
Pacific Islander	0	0	10	0
Hispanic	5,325	1,850	1,025	85

Table 21 – Greater Need: Housing Cost Burdens AMI

Data Source: 2011-2015 Comprehensive Housing Affordability Strategy data (CHAS) provided by HUD

Discussion:

Table 21 (above) shows housing cost burden by race/ethnicity of householders regardless of income.

Pacific Islander households disproportionately experienced cost burden compared to the jurisdiction as a whole by 90 percentage points, but the total number of Pacific Islander households is too low to accurately assess disproportionate needs.

NA-30 Disproportionately Greater Need: Discussion – 91.205(b)(2)

Are there any income categories in which a racial or ethnic group has disproportionately greater need than the needs of that income category as a whole?

According to HUD, disproportionate need occurs when a household category has a level of need that is at least 10 percentage points higher than the level of need of all households in a particular income category. For example, if 60 percent of households earning between 50 and 80 percent of the area median income (AMI) have a housing problem, and 75 percent of Hispanic households in the same income category have a housing problem, Hispanic households would have a disproportionate need. The HUD data discussed above in Sections NA-15 and NA-20 indicate that disproportionately high needs exist for the following households:

- Asian households earning between 30 to 50 percent of AMI have disproportionately high rates of housing need compared to Non-Hispanic Whites of the same income group;
- Asian households earning between 50 to 80 percent of AMI have disproportionately high rates of housing need compared to Non-Hispanic Whites of the same income group;
- Asian households earning between 80 to 100 percent of AMI have disproportionately high rates of housing need compared to Non-Hispanic Whites of the same income group; and
- Hispanic households earning between 80 to 100 percent of AMI have disproportionately high rates of housing need compared to Non-Hispanic Whites of the same income group.

Pacific Islander households, earning between 30 to 50 percent of AMI, also appear to have disproportionately experienced housing need and cost burden, but the total number of Pacific Islander households is too low to accurately assess disproportionate needs.

Differences in housing needs by race and ethnicity can also be assessed by differences in homeownership, access to publicly-assisted housing, and the experience finding housing. As discussed in the region's AI, homeownership rates for Black/African American residents and Hispanic residents are lower than for Non-Hispanic White residents. It should be noted that the gap in ownership rates between Non-Hispanic White and minority households is smaller in Round Rock than in the region overall and the City has higher rates of minority ownership than many other jurisdictions in Central Texas.

If they have needs not identified above, what are those needs?

The needs identified above focus on the HUD-defined categories of housing problems: cost burden, overcrowding (more than 1 person per room), lacking complete kitchen facilities, and lacking complete plumbing facilities. The Regional AI also identified needs related to mortgage lending, particularly for minority residents. In the Regional AI, an analysis of Home Mortgage Disclosure Act data found that Black/African American, Hispanic, and other non-Asian minorities face greater challenges in accessing mortgage loans than Non-Hispanic White and Asian households. In Round Rock, 20 percent of Black/African American applicants and 18 percent of Hispanic applicants who applied for mortgage or home improvement loans were denied loans; compared to 10 percent of Non-Hispanic White applicants.

It should be noted that the lending disparity in Round Rock is actually the smallest gap of any jurisdiction in the region.

Are any of those racial or ethnic groups located in specific areas or neighborhoods in your community?

Maps of the distribution of residents by race and ethnicity were prepared for the Regional AI in 2018/2019. The maps showed a small concentration of Asian residents in the south east part of the City, some concentration of Hispanic residents in central census tracts, and some concentration of Black/African American residents in central and southern census tracts. Overall, Round Rock has relatively low segregation of residents by race or ethnicity.

The Regional AI provides extensive detail on areas of concentration—both racial/ethnic concentration and areas of poverty concentration—along with strategies to address racial, ethnic, and economic segregation in the region. Those goals from the AI are also included in this CP.

NA-35 Public Housing – 91.205(b)

Introduction

Private housing market factors combined with a lack of federal funding for public housing create extra challenges for housing authorities. The data tables below show the current inventory of publicly supported housing in Round Rock and the populations served.

Round Rock Housing Authority was established in 1966, with the first development built in 1972. Today, the Housing Authority owns 100 units and administers 94 Section 8 Housing Choice Vouchers. Another 148 vouchers are port-ins from over 90 other PHAs around the U.S. Approximately 342 total persons are assisted through RRHA's programs.

Of the 100 public housing units, 28 units in Cushing are mainly for the elderly, with some family households. Both Westwood and Lance Haven have 30 units for family households. In addition, there are 12 scattered single-family units currently occupied by Section 8 tenants. All of the units are considered to be in very good condition. No public housing home ownership initiative currently exists.

For Housing Choice Voucher holders, state law prohibits cities and counties from including Source of Income as a protected class, which can create barriers to using vouchers in the private market. Regionwide, voucher holders have fewer options for using their vouchers than five years ago (due to market price increases) and landlords have no requirement or incentive to accept voucher holders; voucher holders also report the highest levels of segregation in the region, according to the Regional AI resident survey.

Totals in Use

	Program Type								
	Certificate	Mod-Rehab	Public Housing	Vouchers			Special Purpose Voucher		
				Total	Project-based	Tenant-based	Veterans Affairs Supportive Housing	Family Unification Program	Disabled *
# of units vouchers in use	0	0	94	242	0	242	0	0	0

Table 22 - Public Housing by Program Type

***includes Non-Elderly Disabled, Mainstream One-Year, Mainstream Five-year, and Nursing Home Transition**

Data PIC (PIH Information Center)

Source:

Characteristics of Residents

	Program Type							
	Certificate	Mod-Rehab	Public Housing	Vouchers			Special Purpose Voucher	
				Total	Project-based	Tenant-based	Veterans Affairs Supportive Housing	Family Unification Program
Average Annual Income	0	0	18,647	19,776	0	19,776	0	0
Average length of stay	0	0	6.3	10.2	0	5	0	0
Average Household size	0	0	4	5	0	3	0	0
# Homeless at admission	0	0	2	0	0	0	0	0
# of Elderly Program Participants (>62)	0	0	39	47	0	47	0	0
# of Disabled Families	0	0	12	71	0	71	0	0
# of Families requesting accessibility features	0	0	94	242	0	242	0	0
# of HIV/AIDS program participants	0	0	0	0	0	0	0	0
# of DV victims	0	0	0	0	0	0	0	0

Table 23 – Characteristics of Public Housing Residents by Program Type

Data Source: PIC (PIH Information Center)

Race of Residents

Race	Certificate	Mod-Rehab	Public Housing	Program Type					
				Vouchers			Special Purpose Voucher		
				Total	Project-based	Tenant-based	Veterans Affairs Supportive Housing	Family Unification Program	Disabled *
White	0	0	71	109	0	109	0	0	0
Black/African American	0	0	36	188	0	188	0	0	0
Asian	0	0	6	7	0	7	0	0	0
American Indian/Alaska Native	0	0	0	1	0	1	0	0	0
Pacific Islander	0	0	0	0	0	0	0	0	0
Other	0	0	0	0	0	0	0	0	0

*includes Non-Elderly Disabled, Mainstream One-Year, Mainstream Five-year, and Nursing Home Transition

Table 24 – Race of Public Housing Residents by Program Type

Data Source: PIC (PIH Information Center)

Ethnicity of Residents

Ethnicity	Certificate	Mod-Rehab	Public Housing	Program Type					
				Vouchers			Special Purpose Voucher		
				Total	Project-based	Tenant-based	Veterans Affairs Supportive Housing	Family Unification Program	Disabled *
Hispanic	0	0	27	28	0	28	0	0	0
Not Hispanic	0	0	72	214	0	214	0	0	0

*includes Non-Elderly Disabled, Mainstream One-Year, Mainstream Five-year, and Nursing Home Transition

Table 25 – Ethnicity of Public Housing Residents by Program Type

Data Source: PIC (PIH Information Center)

Section 504 Needs Assessment

Describe the needs of public housing tenants and applicants on the waiting list for accessible units:

RRHA currently does not have a Section 504 Plan. Accommodation for those with disabilities is made on a demand basis. Currently, one-bedroom units are available for those with disabilities.

The waiting list is closed. Round Rock Housing Authority has a large number of port-ins, which absorbs any available vouchers. RRHA bills up to 90 other PHAs located throughout the country from California to New York.

Most immediate needs of residents of Public Housing and Housing Choice voucher holders

A focus group was held with current residents of the Round Rock Housing Authority to understand their immediate needs. Participants expressed a need for the following:

- A talented, trusted, and reliable maintenance team is important to address the needs and concerns of the residents and is a contributing factor to their overall well-being and safety;
- Providing more community-based events and programming that contribute to the overall health and well-being of residents, such as community gardens, picnics, and exercise classes;
- Better communication with the housing authority and internal protocols to address resident concerns;
- Better healthy food options—many depend on the pantry for food; and
- Access to quality healthcare, which is a current barrier for many residents.

One resident described the need for more community events: *“Residents are always looking for opportunities to get together and connect with each other. Sometimes it’s easy to stay in your house and not get outside and socialize. More opportunities to socialize with one another, such as a picnic or community garden, would be such a wonderful addition to our community.”*

Overall, residents felt that attaining affordable housing was a major challenge in Round Rock—waitlists are extremely long and there is not enough affordable housing.

How do these needs compare to the housing needs of the population at large

Affordable housing is a prevalent issue for the City of Round Rock and the needs of housing authority residents are further exasperated due to lack of financial resources, loss of employment, illness, etc., to pay rents (i.e., priced at less than \$500/month to serve the City's lowest income renters) in a tight economy of which Round Rock and the nation is undergoing.

Discussion

Please see above.

NA-40 Homeless Needs Assessment – 91.205(c)

Introduction:

The City of Round Rock and Williamson County are part of the Texas Balance of State Continuum of Care (BoS CoC). The BoS CoC is part of the Texas Homeless Network (THN), a nonprofit membership-based organization helping Texas communities to prevent and end homelessness. THN is a 501(c)(3) organization that is partially funded through Texas Department of Housing and Community Affairs and Texas Department of State Health Services.

THN provides training and technical assistance around the State of Texas helping service providers and communities better serve the homeless population with the end goal of preventing and ending homelessness.

Homeless needs are being addressed on a regional basis with coordinated services and shelters provided by agencies located in Round Rock and Austin, Texas.

The following agencies provide temporary shelter, transitional housing, and other services:

- The Williamson County Crisis Center (Hope Alliance) offers emergency shelter for victims of domestic violence and sexual assault.
- STARRY Emergency Shelter serves children who need immediate protection, typically after being removed from their home by court order due to life-threatening abuse or neglect.
- Lifeworks provides emergency shelter and transitional housing as well as counseling, education/workforce and youth development to youth and their families.
- Round Rock Area Serving Center, currently funded by CDBG public services and general fund dollars, provides emergency shelter, food and clothing vouchers as well as mortgage and utility assistance in an effort to prevent homelessness.
- Texas Baptist Children's Home provides a variety of residential and nonresidential services for children and families in need—these include housing for children and single-mother families as well as outreach and prevention services.

While there is no current point-in-time count for Round Rock, stakeholders estimated that between 20 to 30 people are currently living on the streets.

Homeless Needs Assessment

Population	Estimate the # of persons experiencing homelessness on a given night		Estimate the # experiencing homelessness each year	Estimate the # becoming homeless each year	Estimate the # exiting homelessness each year	Estimate the # of days persons experience homelessness
	Sheltered	Unsheltered				
Persons in Households with Adult(s) and Child(ren)	0	30	0	0	0	0
Persons in Households with Only Children	0	0	0	0	0	0
Persons in Households with Only Adults	0	3	0	0	0	0
Chronically Homeless Individuals	0	12	0	0	0	0
Chronically Homeless Families	0	0	0	0	0	0
Veterans	0	0	0	0	0	0
Unaccompanied Child	0	0	0	0	0	0
Persons with HIV	0	0	0	0	0	0

Table 26 - Homeless Needs Assessment

No current data available for Round Rock; data reflect estimates from 2014 Con Plan. These data are consistent with stakeholder estimates that between 20 to 30 people are currently living on the streets.

Data Source
Comments:

Indicate if the homeless population is: Has No Rural Homeless

If data is not available for the categories "number of persons becoming and exiting homelessness each year," and "number of days that persons experience homelessness," describe these categories for each homeless population type (including chronically homeless individuals and families, families with children, veterans and their families, and unaccompanied youth):

No data is available specifically for the City of Round Rock on the number of persons becoming and exiting homelessness each year. Hope Alliance, which provides the only emergency shelter beds in Round Rock, served 330 clients in the shelter in 2018 and the average length of stay was just under 23 days. Hope Alliance shelter beds are targeted to victims of domestic violence.

Nature and Extent of Homelessness: (Optional)

Race:	Sheltered:	Unsheltered (optional)
White	39	0
Black or African American	3	0
Asian	0	0
American Indian or Alaska Native	0	0
Pacific Islander	0	0
Ethnicity:	Sheltered:	Unsheltered (optional)
Hispanic	14	0
Not Hispanic	0	0

Data Source

Comments:

No current data available for Round Rock; data reflect estimates from 2014 Con Plan.

Estimate the number and type of families in need of housing assistance for families with children and the families of veterans.

No data is available specifically for the City of Round Rock on the extent and nature of homelessness by racial and ethnic group. However, stakeholders indicate there is a significant number of families with children in need of housing assistance.

Describe the Nature and Extent of Homelessness by Racial and Ethnic Group.

No current data is available specifically for the City of Round Rock on the extent and nature of homelessness by racial and ethnic group. Data from the 2014 Con Plan indicates that most people experiencing homelessness at that time were White and about one third were of Hispanic descent.

Describe the Nature and Extent of Unsheltered and Sheltered Homelessness.

The City of Round Rock and Williamson County are part of the Texas Balance of State Continuum of Care (BoS CoC). No data is available specifically for the City of Round Rock on the nature and extent of unsheltered homelessness. Homelessness is a regional issue and is best addressed countywide through the efforts of both Williamson and Travis Counties and local jurisdictions. Since Round Rock's emergency shelter only provides temporary facilities for displaced women and children, the City will work with area providers to address its share of the homeless need through facilities and services provided at the regional level.

Discussion:

Please see above.

NA-45 Non-Homeless Special Needs Assessment - 91.205 (b,d)

Introduction:

This section provides data and information about special needs populations in Round Rock. Non-homeless special needs populations include households containing persons with a disability (hearing/vision limitation, ambulatory limitation, cognitive limitation, and/or self-care/independent living limitation), elderly households, large families, female headed households with children, households with limited English proficiency, and those at risk of homelessness. The characteristics of these populations are described below.

It is increasingly difficult to fund non-homeless special needs projects due to the limited amount of funding received annually to support housing and community development initiatives and the increasing amount of basic community needs resulting from ongoing economic conditions. However, other resources are available at the federal, state, and local levels, including nonprofit organizations that area organizations can solicit to help provide affordable housing opportunities and supportive services to the non-homeless special needs populations in the City of Round Rock.

The City of Round Rock relies on area nonprofit organizations to provide many services to the non-homeless special needs populations. The City will continue to support the efforts of these and other organizations that provide housing and supportive services to non-homeless special needs individuals. The Williamson County and Cities Health District (WCCHD) offers a variety of services to Round Rock and Williamson County residents, including:

- Alcohol and drug testing services, counseling
- Women, infant and children (WIC) services
- Family assistance
- Public health services
- Senior services
- Emergency services
- HIV testing and counseling

Describe the characteristics of special needs populations in your community.

Housing and supportive service needs for Round Rock's non-homeless special needs populations are described below. Needs were determined through occurrence of HUD-defined housing problems, income/employment status, and stakeholder and resident engagement.

- **Disability.** There are 5,965 households containing a person with a disability in Round Rock. About 2,600 households include a person with a hearing or vision impairment, 3,100 include a person with an ambulatory limitation, 2,500 include a person with a cognitive limitation, and 2,900 include a person with a self-care or independent living limitation (note there is overlap in the specific types of disabilities as some people/households have more than one limitation).

Overall, 45 percent of households that contain a member with a disability have one or more housing problems. By that measure, 2,655 households containing a person with a disability have some type of housing need. As discussed in the Regional AI, the top housing challenges for people with disabilities include: worrying about increasing rent and eviction, wanting to buy a house but not being able to afford a down payment, and not being able to easily or safely access public transit/bus/light rail.

- **Elderly households.** In Round Rock, 6,468 households include at least one person 62 years or older, accounting for 17 percent of all households. Of those, one third (2,100 households) have some type of housing need. Senior households may be less able to cope with increasing housing costs (rents for renters and property taxes for owners) as they are more likely to be living on a fixed retirement income. Most seniors desire to age in place but may need accessibility modifications as they age and may need additional support services in order to properly maintain their home and property. Many may also require transportation services and in-home health care at certain stages.
- **Large families.** There are 4,594 large family households in Round Rock. CHAS data indicate that 45 percent of these households have some type of housing problem. The most common housing need is related to cost burden, but large households are also be more susceptible to overcrowding (CHAS data do not provide enough detail to quantify the number of large family households that are overcrowded).
- **Limited English proficient households.** Over 1,700 households have limited English proficiency (LEP), meaning they speak English less than very well. The most common languages spoken by LEP households are Spanish (52% of all LEP households), Other Indo-European languages (20%), and Other Asian and Pacific Island (23%). These households may have trouble accessing resources and/or housing-related documents in their native language. The 5 percent of households with limited English proficiency that are living in poverty are most likely to have acute housing needs.
- **At risk of homelessness.** Households spending 50 percent or more of their income on housing are considered at risk of homelessness. These households have limited capacity to adjust to rising home prices and are vulnerable to even minor shifts in rents, property taxes, and/or incomes. In Round Rock, 4,128 households (11% of all households) are severely cost burdened and therefore at risk of homelessness.
- **Persons with alcohol or other drug addiction.** In Round Rock, it is estimated that 5,830 residents, aged 18 years or older, live with a substance dependence. The City has a program called LifeSteps, an organization whose mission is to eliminate substance abuse in Williamson County through prevention, intervention, counseling, education, and family services. Programs target at-risk youth, ages 12 to 17, who are experiencing early signs of substance abuse and/or other related risk factors and provide counseling for families in the process of separation and/or divorce. LifeSteps also provides substance abuse education, including DWI offender programs.
- **Persons with living with HIV/AIDS.** The Texas Department of State Health Services reports annually on the incidence of reported cases of HIV and AIDS. In 2017, the latest full year for which data were

available, the department reported that there were 734 persons in Williamson County living with HIV. Of these, 29 were HIV cases reported in 2017. Data are not available at the City level.

What are the housing and supportive service needs of these populations and how are these needs determined?

The non-homeless special needs populations in City of Round Rock have a wide range of service needs, including transitional housing, supportive housing, counseling, care management, transportation to health care facilities and employment, and more. Information was also retrieved from interviews and focus group sessions with area organizations during the planning process.

Stakeholders who participated in the survey identified homeownership opportunities for low- and moderate-income residents (67%), rental housing for low-income renters (61%), housing with a mix of incomes (50%) as some of the top greatest unmet housing needs in Round Rock.

In a focus group with seniors and the elderly, residents expressed the need for affordable housing options, including renting and/or buying new housing to renovating existing homes to meet their evolving needs, are the biggest concerns for senior citizens. They also expressed the need for more community centers, like Baca, and better transportation to complete daily tasks that are currently inaccessible.

Discuss the size and characteristics of the population with HIV/AIDS and their families within the Eligible Metropolitan Statistical Area:

The Texas Department of State Health Services reports annually on the incidence of reported cases of HIV and AIDS. In 2017, the latest full year for which data were available, the department reported that there were 734 persons in Williamson County living with HIV. Six AIDS cases were reported in 2017 and 29 HIV cases were reported in 2017. The report did not provide any specific data about the City of Round Rock in 2017.

Community Action of Williamson County, located in Georgetown, provides housing assistance for low-income persons with HIV/AIDS and their families through HUD's Housing Opportunities for People with AIDS (HOPWA) Program. The Texas Department of State Health Services lists four other facilities affiliated with HOPWA in the public health region that includes Williamson County: AIDS Services of Austin, Brazos Valley Community Action Agency, United Way of the Greater Fort Hood Area and the Waco-McLennan County Public Health District.

The HOPWA program in Texas provides tenant-based rental assistance, short-term rent/mortgage/utilities assistance, supportive services and permanent housing placement services. The City of Round Rock does not receive HOPWA funding.

Discussion: Please see above.

NA-50 Non-Housing Community Development Needs – 91.215 (f)

Describe the jurisdiction's need for Public Facilities:

There is an ongoing need for public facility improvements, particularly for ongoing improvements to aging facilities that need repair, maintenance, and expansion. Upgrading the downtown infrastructure was also identified as one of the short-term challenges and opportunities in the City's Strategic Plan.

Some nonprofit leaders in the stakeholder focus group and Consolidated Plan survey expressed a desire for additional parks, community and/or a senior center. ADA improvements to existing facilities was also a need identified by stakeholders.

Overwhelmingly, seniors and elderly residents shared how much they valued the Baca Center. These residents mentioned the importance to feeling connected to people and the versatility of group activities, as important aspects of Baca. One resident in the focus group said *"I can't say enough about how much I enjoy and rely on the Baca Center. I get here every day at 9 a.m. and leave around 4 p.m. I look forward to socializing with my friends and attending many of the classes."*

How were these needs determined?

These needs were determined in conjunction with the City of Round Rock's Strategic Plan (2012-2027) along with input from residents and stakeholders as part of the Consolidated Plan process.

Describe the jurisdiction's need for Public Improvements:

In focus groups, the stakeholder survey, and the community meeting, better access to reliable public transportation overwhelmingly was the top public improvement need in Round Rock.

- For residents, lack of reliable transportation was the biggest barrier for those who do not own a car—this was especially true for seniors and elderly residents who rely on public transportation to access important services such as daily activities, medical appointments, and shopping.
- Nonprofit leaders in the stakeholder focus group agreed that transportation is a large barrier for residents, but they try to find creative ways to address this need. These stakeholders recommended that local transportation experts work in partnership with the nonprofits to create a comprehensive community-wide strategy to deal with this barrier. Stakeholders who took the survey identified access to reliable, efficient, and affordable public transportation as the greatest unmet and most urgent community development need.

Additional public improvement needs identified by residents and stakeholders included sidewalks, floodplain and environmental hazard mitigation (i.e., flooding mitigation), accessibility improvements, and neighborhood cleanups.

The Leader's Guide 2018 Final Report/Mayor, City Council and Directors/Round Rock, Texas, identifies the following public improvement challenges:

- Increasing traffic congestion, limited road capacity
- Maintaining aging water and wastewater infrastructure
- Aging, deteriorating, and erosion of existing stormwater infrastructure and drainage ways
- Infrastructure need in Northeast Round Rock to support development and residential growth

The primary strategies in Round Rock's Master Plan related to public improvements included the following:

- Connecting neighborhoods that are differentiated from each other through street connectivity
- Placing commercial/mixed use and multi-family buildings close to the street/sidewalk, creating an inviting outdoor room
- Preserving Round Rock's historic district and building composition in terms of scale and architecture
- Establishing compatibility among all modes of travel
- Identifying and planning a series of greens / public spaces with adequate kid-friendly amenities
- Incorporating sustainable urban design and building strategies

How were these needs determined?

Needs were identified in the City of Round Rock's Strategic Plan (2012-2027), Master Plan, the Leader's Guide 2018 Final Report, along with resident and stakeholder engagement conducted for the Consolidated Plan (through focus groups, a stakeholder survey, and a community-wide meeting).

Describe the jurisdiction's need for Public Services:

There is an ongoing need in Round Rock for public services, particularly around health care, services for low-income residents, youth activities, affordable childcare, and food security.

In the stakeholder survey, participants identified the top unmet public service needs as mental health services, support services for low-income residents, and youth activities, but also felt that affordable childcare and access to internet for low-income households were urgent community development needs in Round Rock.

City staff in the stakeholder focus group identified supportive services for people experiencing homelessness, utility assistance, and better language access for persons with limited English proficiency as the top public service needs.

For supportive services to help people experiencing homelessness, stakeholders felt that it was necessary to have wrap-around services, where people could get assistance with everything from

housing to mental health care. One stakeholder emphasized addressing the root of the problem through a holistic approach:

“Addressing homelessness and doing it effectively, though a holistic approach to care, is important to this community. As Round Rock continues to strive towards excellence, we also are aware that most services are discovered via word-of-mouth. Keeping up with the demand of those in need, particularly as individuals and families come to Round Rock from Austin for services is a concern.”

How were these needs determined?

Needs were identified through focus groups with residents and stakeholders, a stakeholder survey, a community-wide meeting, and a review of community needs within the eCon Plan’s Need Assessment.

Housing Market Analysis

MA-05 Overview

Housing Market Analysis Overview:

Rental Market

At the time the 2019-2023 Consolidated Plan was prepared, the rental market was tight but also experiencing some stabilization. Rental vacancy rates in Round Rock are at record lows since 2010, currently at 6 percent.

Since 2000, Round Rock's median rent grew by 49 percent—from \$812 to \$1,210. During the same period, median income increased by only 32 percent. The widening gap between increasing rents and income creates more cost burden among residents.

According to 2017 ACS data, 5,460 renter households (38% of renters) experience cost burden and 2,264 of those (16% of renters) experience severe cost burden. Among owner households, 23 percent are cost burdened and 8 percent are severely cost burdened. Low-income renters, making 30 percent or below AMI, are disproportionately impacted by severe cost burden and substandard housing.

There is not sufficient housing in Round Rock for low- to moderate-income renters making less than \$35,000 per year—the table below shows the rental gaps for the City of Round Rock in 2017 and indicates a shortage of 1,578 units affordable to households earning less than \$35,000 per year.

Mismatch in Rental Market, City of Round Rock, 2017

Income Range	Number and % of Renters		Maximum Affordable Gross Rent	Number of rental units	% of rental units	Rental Gap	Cumulative Rental Gap
Less than \$5,000	172	1%	\$125	13	0%	(159)	(159)
\$5,000 to \$9,999	178	1%	\$250	88	1%	(90)	(249)
\$10,000 to \$14,999	615	4%	\$375	91	1%	(524)	(773)
\$15,000 to \$19,999	207	1%	\$500	28	0%	(179)	(952)
\$20,000 to \$24,999	737	5%	\$625	163	1%	(574)	(1,527)
\$25,000 to \$34,999	2,187	15%	\$875	2,136	15%	(51)	(1,578)
\$35,000 to \$49,999	2,002	14%	\$1,250	6,799	46%	4,797	3,219
\$50,000 to \$74,999	3,199	22%	\$1,875	4,247	29%	1,048	4,267
\$75,000 to \$99,999	3,060	21%	\$2,500				
\$100,000 to \$149,999	1,332	9%	\$3,750	1,116	8%	(4,095)	171
\$150,000 or more	819	6%	\$3,750+				
Total/Low Income Gap	14,508	100%		14,679	100%	(1,578)	

Source: 2016-2017 American Community Survey 1-Year Estimates

The gaps analysis conducted for the City of Round Rock shows that more than one-quarter of renters (4,096 households) living in the City earned less than \$35,000 per year. These renters need units that cost less than \$875 per month to avoid being cost burdened. Just 17 percent of rental units (2,518 units) in the area rent for less than \$875 per month. This leaves a “gap,” or shortage, of 1,578 units for these extremely low-income households.

In sum, the private rental market in Round Rock largely serves renters earning between \$35,000 and \$75,000 per year—75 percent of rental units are priced within that group’s affordability range. The market fails to adequately serve the 28 percent of renters earning less than \$35,000 per year—even when accounting for the impact of subsidized housing programs.

The City’s renters with the greatest needs are a diverse group. Some are seniors living on fixed incomes; some are large families with a low household income; and others are living in publicly-supported housing and still struggling. Many of the City’s renters with the worst-case needs are special needs populations, at risk of homelessness or formerly homeless, persons with disabilities, victims of domestic violence, and residents challenged by mental illnesses and substance abuse.

For Sale Market

Round Rock’s homeownership rate (62 percent) has steadily increased over time. In 2010, the homeownership rate was 55 percent.

Between 2000 and 2017, home values in Round Rock grew even faster than rents, from a \$119,600 median home value to \$267,500—a 124 percent increase. Slow wage increases and a low for-sale housing supply put additional pressure on homeowners and renters looking to buy.

Housing affordability in Round Rock decreased between 2000 and 2017, but homeowners have been able to absorb price increases better than renters.

MA-10 Number of Housing Units – 91.210(a)&(b)(2)

Introduction

This section provides a broad overview of the types of residential units available in Round Rock, including those that target low-income residents. The original data in the tool have been updated with 2017 ACS data.

The City of Round Rock has experienced rapid growth in housing since 2000. The number of units rose from 21,658 in 2000 to 41,337 in 2017, a 90.9% increase. With the projected increase in population through 2030, continued rapid growth in the housing stock is likely.

The majority of the units in Round Rock are single-family. Over 68% of the units are single-family detached, compared to 71% for Williamson County and 65% for Texas.

The City of Round Rock has 38,368 occupied housing units that are primarily owner-occupied, with 62.2% of the units owner-occupied and 37.8% renter-occupied. The homeownership rate has increased in Round Rock since the last five-year consolidated plan.

A majority of the owner-occupied units have three or more bedrooms (95.5%), while just over one-third of renter-occupied units have three bedrooms or more (36.8%). These data reflect the nature of Round Rock's housing market: it is predominantly a single-family, owner-occupied housing stock with three bedrooms or more.

All residential properties by number of units

Property Type	Number	%
1-unit detached structure	27,994	67.72%
1-unit, attached structure	1,353	3.27%
2-4 units	2,370	5.73%
5-19 units	4,862	11.76%
20 or more units	4,716	11.41%
Mobile Home, boat, RV, van, etc	42	0.10%
Total	41,337	100.00%

Table 27 – Residential Properties by Unit Number

Data Source: 2016-2017 ACS

Unit Size by Tenure

	Owners		Renters	
	Number	%	Number	%
No bedroom	0	0.00%	247	1.70%
1 bedroom	0	0.00%	4,252	29.31%

	Owners		Renters	
	Number	%	Number	%
2 bedrooms	1,063	4.46%	4,678	32.24%
3 or more bedrooms	22,797	95.54%	5,331	36.75%
Total	23,860	100%	14,508	100%

Table 28 – Unit Size by Tenure

Data Source: 2016-2017 ACS

Describe the number and targeting (income level/type of family served) of units assisted with federal, state, and local programs.

The Austin Tenants Council’s “Guide to Affordable Housing in the Greater Austin Area” provides an overview on affordable housing in the City of Round Rock supported federal, state, and local programs.

There is a total of 11 publicly supported housing developments in Round Rock, for a total of nearly 1,000 affordable units at varying AMI levels. Ten of these publicly supported housing developments serve households at 50 percent or below Area Median Income (AMI), 7 developments serve households earning between 50 to 60 percent of AMI, 2 developments serve households earning between 60 to 80 percent of AMI, and 2 developments serve households earning between 80 to 100 percent of AMI (please note that some publicly supported housing developments serve multiple income levels).

Two properties specifically serve the elderly and one property serves households with a person with a disability. There is a large range of funding sources and programs that support affordable housing in Round Rock, including Section 8 Housing Choice Vouchers (HCV), Low Income Housing Tax Credit (LIHTC), Project Based Section 8, Public Housing, USDA Rural Development, HUD Section 202, and Affordable Housing Disposition Program (AHDP/AHP).

A full table with the affordable housing units assisted with federal, state, and local programs is located in the Unique Appendices.

Provide an assessment of units expected to be lost from the affordable housing inventory for any reason, such as expiration of Section 8 contracts.

According to HUD's Multifamily Assistance and Section 8 Contracts Database, 50 assisted units, in one development, Chisholm Trail Apartments, has a contract that expires during the 2019-2023 Consolidated Plan period. These developments consist of project-based Section 8 properties and assisted housing for the elderly and developmentally disabled.

Does the availability of housing units meet the needs of the population?

No, it does not. The problem is particularly acute for low-income renters. For rental households making less than \$35,000 per year, there is a rental gap of over 1,500 units.

Increasing housing prices have caused more Round Rock households to be cost burdened or severely cost burdened. Households making 30 percent or less of the Area Median Income (AMI), 30 to 50 percent of the AMI, or 50 to 80 percent of the AMI, are disproportionately cost-burdened.

About 1,600 Round Rock households, making 30 percent or less of the AMI, are cost-burdened or severely cost-burdened. There are only 330 rental units affordable to these extremely low-income households, yet not all of these units are available to rent because they are currently occupied. Although there may be more homeowner units affordable to these households, most of the homes are not for sale or renters cannot afford the down payment. These households and other low-income households will have a hard time finding sufficient housing that is affordable in Round Rock.

It is important to note that this does not include persons who are homeless. Round Rock does not currently participate in any Point-in-Time Count, therefore the number of persons without a permanent place to live in Round Rock is unknown.

In the stakeholder survey, the greatest unmet housing needs in Round Rock were homeownership opportunities for low- and moderate-income residents (67%), rental housing for low-income renters (61%), housing for homeless families (50%), housing with a mix of incomes (50%), and emergency shelter for homeless/homeless shelter (39%). When asked about the most important issue concerning the availability of housing, stakeholders identified population growth as the top reason for the lack of housing availability to meet the needs of Round Rock residents.

In focus groups, stakeholders strongly agreed that the availability and affordability of housing in general are the most important issues concerning quality housing in Round Rock. Growth concerns from limited housing supply to the movement of persons experiencing homelessness to Round Rock was brought up many times in the focus group. One stakeholder felt that economic development was growing at faster rate in Round Rock than the housing market had capacity for.

Describe the need for specific types of housing:

In the stakeholder survey, when asked about the most important issue concerning the availability of housing, stakeholders also indicated that the types of housing available do not fit the needs and/or desires of the residents in Round Rock. Stakeholders expressed the need for the following housing types to address the lack of available housing for specific populations:

- Homeownership opportunities for low- and moderate-income residents
- Rental housing for low-income renters
- Housing for homeless families
- Housing with a mix of incomes
- Emergency shelter for homeless/homeless shelter
- Affordable housing for seniors
- Housing rehabilitation for low-income homeowners

- Housing for persons with physical disabilities
- Housing for persons with substance abuse/chemical addictions
- Transitional housing

Residents who participated in the senior and elderly focus group expressed the need for more affordable housing options, including renting and/or buying new housing to renovating existing homes to meet their evolving needs. According to these residents, there is an overall lack of affordable housing stock appropriate for seniors and elderly residents in Round Rock. Some participants were looking to downsize and to find housing that fits their evolving physical needs (i.e. a wheelchair ramp or bathroom modification). It is challenging for these residents to find this type of housing in general, let alone at an affordable rate. One resident described her current living situation: *“I’ve lived in my home for 60 years. I love my home. My husband died 20 years ago, and I have lived on my own ever since. My problem though is my bathroom. It is hard for me to use it and I am constantly scared that I am going to hurt myself and there won’t be anyone there to help me.”*

Discussion

Please see above.

MA-15 Housing Market Analysis: Cost of Housing - 91.210(a)

Introduction

This section contains updated cost of housing data from the 2000 Census, 2015 CHAS, 2017 ACS, and the 2018 Regional AI study.

Cost of Housing

	Base Year: 2000	Most Recent Year: 2017	% Change
Median Home Value	119,600	267,500	124%
Median Contract Rent	696	1,082	55%

Table 29 – Cost of Housing

Data Source: 2000 Census (Base Year), 2016-2017 ACS (Most Recent Year)

Rent Paid	Number	%
Less than \$500	334	2.43%
\$500-999	7,105	51.63%
\$1,000-1,499	4,990	36.26%
\$1,500-1,999	985	7.16%
\$2,000 or more	347	2.52%
Total	13,761	100%

Table 30 - Rent Paid

Data Source: 2016-2017 ACS

Housing Affordability

% Units affordable to Households earning	Renter	Owner
30% HAMFI	330	No Data
50% HAMFI	1,495	589
80% HAMFI	8,418	3,596
100% HAMFI	No Data	6,240
Total	10,243	10,425

Table 31 – Housing Affordability

Data Source: 2011-2015 Comprehensive Housing Affordability Strategy data (CHAS) provided by HUD

Monthly Rent

Monthly Rent (\$)	Efficiency (no bedroom)	1 Bedroom	2 Bedroom	3 Bedroom	4 Bedroom
Fair Market Rent	\$860	\$1,023	\$1,251	\$1,679	\$2,018
High HOME Rent	\$860	\$1,023	\$1,251	\$1,481	\$1,633
Low HOME Rent	\$752	\$806	\$967	\$1,118	\$1,247

Table 32 – Monthly Rent

Data Source: HUD 2018 Fair Market Rents and HUD 2018 HOME Investment Partnership Program Rent Limits

Is there sufficient housing for households at all income levels?

Not for all households. For renter households making less than \$35,000 per year, there is a rental gap of nearly 1,600 units.

Increasing rents and home prices have caused more Round Rock households to be cost burdened or severely cost burdened. Households making 30 percent or less of the Area Median Income (AMI), 30 to 50 percent of the AMI, or 50 to 80 percent of the AMI, are disproportionately cost-burdened.

About 1,600 Round Rock households, making 30 percent or less of the AMI, are cost-burdened or severely cost-burdened. There are only 330 rental units affordable to these extremely low-income households, yet not all of these units are available to rent because they are currently occupied. Although there may be more homeowner units affordable to these households, most of the homes are not for sale or renters cannot afford the down payment. These households and other low-income households will have a hard time finding sufficient housing that is affordable in Round Rock.

Many low-income renters and persons experiencing and transitioning out of homelessness need affordable housing coupled with supportive services, including mental health services.

How is affordability of housing likely to change considering changes to home values and/or rents?

Given the projected increase in population over the next five years and beyond, the continued increase in home values is likely to reduce the number of available affordable housing units. On the rental side, an increase in the number of units renting for \$1,000 or more per month will keep pressure on the market to meet the demand for higher market-rate units. As a result, there will be little, if any, incentive for the private market to expand the affordable housing market in Round Rock.

How do HOME rents / Fair Market Rent compare to Area Median Rent? How might this impact your strategy to produce or preserve affordable housing?

The median gross rent in Round Rock in 2017 was \$1,134—in between the Fair Market Rent and High HOME Rent for 1-bedroom units (\$1,023) and 2-bedroom units (\$1,251). The low HOME rent for 2-bedroom units was much lower the median gross rent at \$967.

That Round Rock's rent is under the Fair Market Rent means there is some naturally occurring affordable housing in Round Rock based on regional affordability standards. Rising rents in the region overall will put additional pressure on the Round Rock market so it will be important for Round Rock to work to preserve existing affordable housing (both naturally occurring affordable housing and publicly assisted units that may be near the end of their affordable restriction term).

Discussion

Please see above.

MA-20 Housing Market Analysis: Condition of Housing – 91.210(a)

Introduction

This section provides an overview of the condition of Round Rock's housing stock. Much of these data are from HUD's 2011-2015 CHAS and the 2017 ACS, which are the most recent data available.

Definitions

Standard Condition: A dwelling unit which meets HUD Section 8 HQS with no major defects in the structure and only minor maintenance is required. Such a dwelling will have the following characteristics: reliable roofs, sound foundations, adequate and stable floors, walls, and ceilings, surfaces and woodwork that are not seriously damaged nor have paint deterioration, sound windows and doors, adequate heating, plumbing and electrical systems, adequate insulation and adequate water and sewer systems and are not overcrowded as defined by local code.

Substandard condition: A dwelling unit a unit that does not meet HUD section 8 HQS which includes lacking the following: complete plumbing, complete kitchen facilities, efficient and environmentally sound sewage removal and water supply, and heating source. Additionally, the dwelling may be overcrowded as defined by local code.

Substandard but suitable for rehabilitation: A dwelling unit, at a minimum, does not meet HQS with some of the same features as a “substandard condition” dwelling unit. This unit is likely to have deferred maintenance and may have some structural damage such as a leaking roof, deteriorated interior surfaces, and inadequate insulation. A “substandard but suitable” dwelling unit however, has basic infrastructure (including systems for clean water and adequate waste disposal) that allows for economically and physically feasible improvements and upon completion of rehabilitation meets the definition of a “standard” dwelling unit.

Condition of Units

Condition of Units	Owner-Occupied		Renter-Occupied	
	Number	%	Number	%
With one selected Condition	4,415	18.94%	6,432	45.81%
With two selected Conditions	113	0.48%	448	3.19%
With three selected Conditions	0	0.00%	0	0.00%
With four selected Conditions	0	0.00%	0	0.00%
No selected Conditions	18,777	80.57%	7,160	51.00%
Total	23,305	100.00%	14,040	100.00%

Table 33 - Condition of Units

Data Source: 2016-2017 ACS

Year Unit Built

Year Unit Built	Owner-Occupied		Renter-Occupied	
	Number	%	Number	%
2000 or later	11,834	49.60%	6,301	43.43%
1980-1999	9,347	39.17%	6,795	46.84%
1950-1979	2,431	10.19%	1,383	9.53%
Before 1950	248	1.04%	29	0.20%
Total	23,860	100.00%	14,508	100.00%

Table 34 – Year Unit Built

Data Source: 2016-2017 ACS

Risk of Lead-Based Paint Hazard

Risk of Lead-Based Paint Hazard	Owner-Occupied		Renter-Occupied	
	Number	%	Number	%
Total Number of Units Built Before 1980	2,745	12.65%	1,650	11.89%
Housing Units build before 1980 with children present	509	2.35%	404	2.91%

Table 35 – Risk of Lead-Based Paint

Data Source: 2016-2017 ACS (Total Units) 2011-2015 Comprehensive Housing Affordability Strategy data (CHAS) provided by HUD (Units with Children present)

Vacant Units

	Suitable for Rehabilitation	Not Suitable for Rehabilitation	Total
Vacant Units			401
Abandoned Vacant Units			
REO Properties			
Abandoned REO Properties			

Table 36 - Vacant Units

The City of Round Rock does not track vacant units by suitability for rehabilitation. The American Community Survey (ACS) estimates there are 401 vacant units in Round Rock that are not listed for rent, for sale, or for seasonal, recreational, or occasional use.

Need for Owner and Rental Rehabilitation

Single family housing rehabilitation will continue to be a high priority over the next five years.

One goal is to attempt to maximize the impact of the improvements with other CDBG investments in the area, such as neighborhood clean-up. The City of Round Rock unveiled its new Tool Lending Center (TLC) at a downtown neighborhood cleanup in April 2014. The TLC allows residents the opportunity to check out tools and other implements to keep their neighborhoods beautiful and healthy. In the 2018-2019

program year the City held 5 neighborhood cleanups throughout the City of Round Rock by the Neighborhood Services Division of Planning. The City plans to continue providing the same number of clean ups in the next 5 years.

In resident and stakeholder focus groups, housing rehabilitation was identified as a top housing need, particularly for seniors and elderly residents, who require renovations of existing homes to meet their evolving needs.

Estimated Number of Housing Units Occupied by Low- or Moderate-Income Families with LBP Hazards

As shown in the table above, an estimated 509 owner occupied, and 404 renter occupied housing units in Round Rock were constructed before 1980 and have children under the age of 6 living in them. If these units contain a proportionate share of persons in poverty as the City proportion overall (8% of families with children live in poverty in Round Rock), then 41 owner occupied and 32 renter occupied housing units in Round Rock could be occupied by low-income families with children that could contain lead based paint hazards.

Discussion

In addition to the topics discussed above, the City of Round Rock evaluated the natural hazard risks to low- and moderate-income residents, including risks expected to increase due to climate change. The evaluation was conducted through consulting with Round Rock's Office of Emergency Management and research through FEMA and Round Rock's department of Utilities and Environmental Services.

Currently more than 80 homes and all roadways crossing Lake Creek within the Greater Round Rock West neighborhood, are located within the 100-year floodplain which means they have a 1% annual chance of flooding. In addition, many of these homes and roadways are more vulnerable as they are located within the 10-year floodplain (10% annual chance of flooding). The Greater Round Rock West Neighborhood was identified as the largest damage center within the Upper Brushy Creek Water Control Improvement District (District) watershed study. A damage center represents an area that has multiple homes and roadways at risk of flooding.

The City's proposed solution involves constructing two dams, known as Dams 101 and 102, upstream from the at-risk homes and roadways. Both dams are needed to provide the desired flood mitigation to the areas downstream. The City and the District are working together to advance the projects. Both the City and the District have committed funds to the projects however additional funding is still needed before construction can begin.

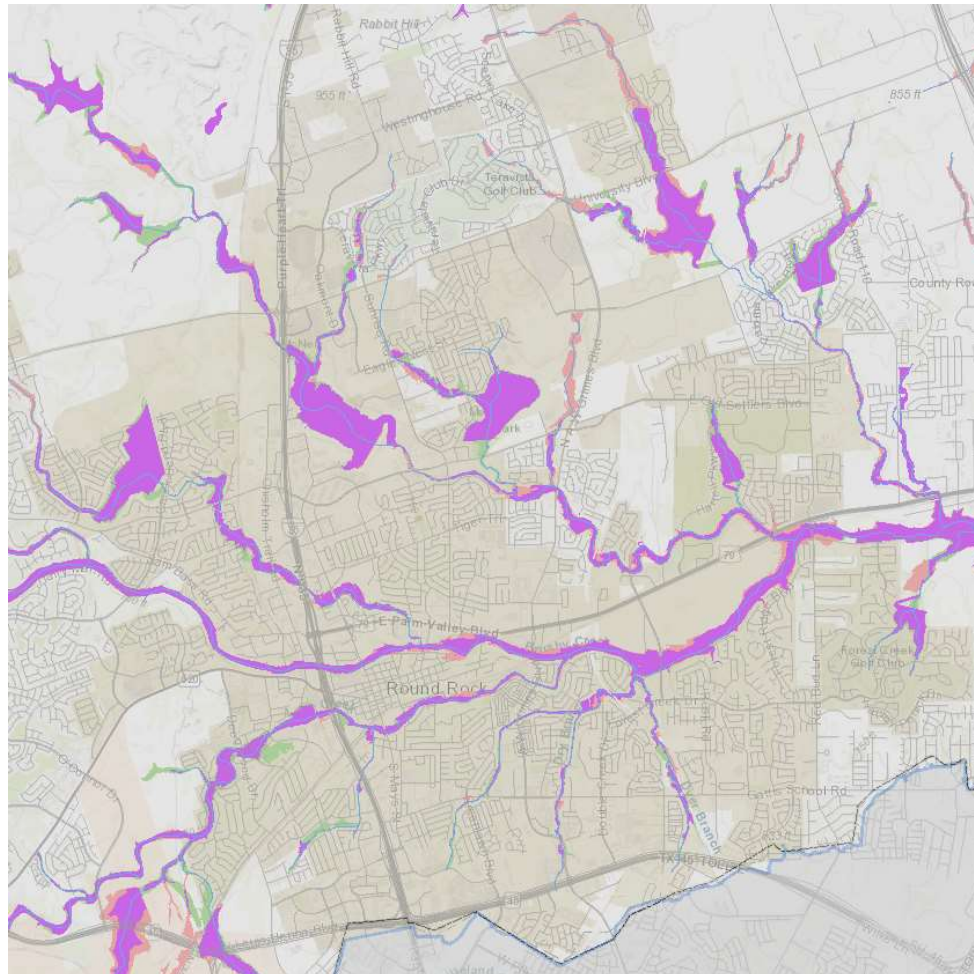
A map of the City's floodplains is included below. When compared to the HUD AFFH low poverty maps, there is no indication of low- to moderate-income individuals being disproportionately impacted by natural hazard risk. Rather, floodplains cross the entire City and has the potential to impact all residents, rather than a specific group.

Round Rock's Office of Emergency Management provided disaster summaries for the October 2013 flood and the May 2015 flood that affected the City. After the 2013 flood, 3 single family homes had major damage, 7 single family homes had minor damage, and an additional 6 single family homes were affected. No multifamily units or mobile homes were affected. One emergency shelter was opened for households impacted by this flood.

After the 2015 flood, 7 single family homes had minor damage and 13 single family homes were affected. Only 25 percent of homes damaged were covered by insurance. No multifamily units or mobile homes were affected.

Current FEMA-designated Floodplains in Round Rock

Source:
Williamson County Watershed Flood Studies,
<https://gis.wilco.org/maps/?viewer=study>.



MA-25 Public and Assisted Housing – 91.210(b)

Introduction

Round Rock Housing Authority (RRHA) administers the Housing Choice (Section 8) Voucher Program. The City works closely with the Housing Authority regarding public housing issues in Round Rock.

Totals Number of Units

	Program Type								
	Certificate	Mod-Rehab	Public Housing	Vouchers					
				Total	Project - based	Tenant - based	Special Purpose Voucher		
							Veterans Affairs Supportive Housing	Family Unification Program	Disabled *
# of units vouchers available			100	94			0	0	0
# of accessible units									
*includes Non-Elderly Disabled, Mainstream One-Year, Mainstream Five-year, and Nursing Home Transition									

Table 37 – Total Number of Units by Program Type

Data Source: PIC (PIH Information Center)

Describe the supply of public housing developments:

As shown in the table above, there are 100 public housing units in Round Rock, operated by RRHA.

Describe the number and physical condition of public housing units in the jurisdiction, including those that are participating in an approved Public Housing Agency Plan:

Round Rock Housing Authority owns 100 public housing units. Most of the units were built during the mid-60's but have been well maintained over the years. The units currently show normal wear and tear, but overall, they are in good condition considering the number of years they have been in place.

HUD Real Estate Assessment Center (REAC) scores for RRHA have consistently been between 85-92 over the past several years. HUD inspects public housing units approximately every two years, depending on the housing authority and the current HUD rating. The purpose of the inspections is to make sure that the properties are being maintained in a decent and safe condition. RRHA works hard to maintain all units in the best condition possible.

Public Housing Condition

Public Housing Development	Average Inspection Score
All developments	88

Table 38 - Public Housing Condition

Describe the restoration and revitalization needs of public housing units in the jurisdiction:

HUD is encouraging housing authorities to consider redeveloping their properties using a variety of programs/tools. Some of these include HUD's RAD, Section 18 and Section 22 programs. Due to reduced HUD funding, there are limited funds for capital improvements. The Round Rock Housing Authority board plans to look at redevelopment options over the next 2-3 years. However, no immediate plans are currently in place to renovate/redevelop the properties.

Describe the public housing agency's strategy for improving the living environment of low- and moderate-income families residing in public housing:

To meet RRHA's goal to promote self-sufficiency, the housing authority administers the family self-sufficiency (FSS) program and offers a summer learning enrichment program along with its after-school program during the school year. The housing authority continues to partner with several local agencies, faith-based organizations, the City, and the school district in order to bring resources to residents.

A five member board, including a resident board member, oversees the organization. The board is appointed by the Mayor. Each board member serves a two year term.

Discussion:

Please see above.

MA-30 Homeless Facilities and Services – 91.210(c)

Introduction

The City of Round Rock is not a recipient of Emergency Shelter Grant Funds. Even so, the City does use CDBG funding to increase access to affordable housing, support public services targeting to people experiencing or at risk of experiencing homelessness. This section discusses facilities and services related to addressing the needs of people experiencing homelessness in Round Rock.

Facilities and Housing Targeted to Homeless Households

	Emergency Shelter Beds		Transitional Housing Beds	Permanent Supportive Housing Beds	
	Year Round Beds (Current & New)	Voucher / Seasonal / Overflow Beds	Current & New	Current & New	Under Development
Households with Adult(s) and Child(ren)	30	0	0	0	0
Households with Only Adults	0	0	0	0	0
Chronically Homeless Households	0	0	0	0	0
Veterans	0	0	0	0	0
Unaccompanied Youth	0	0	0	0	0

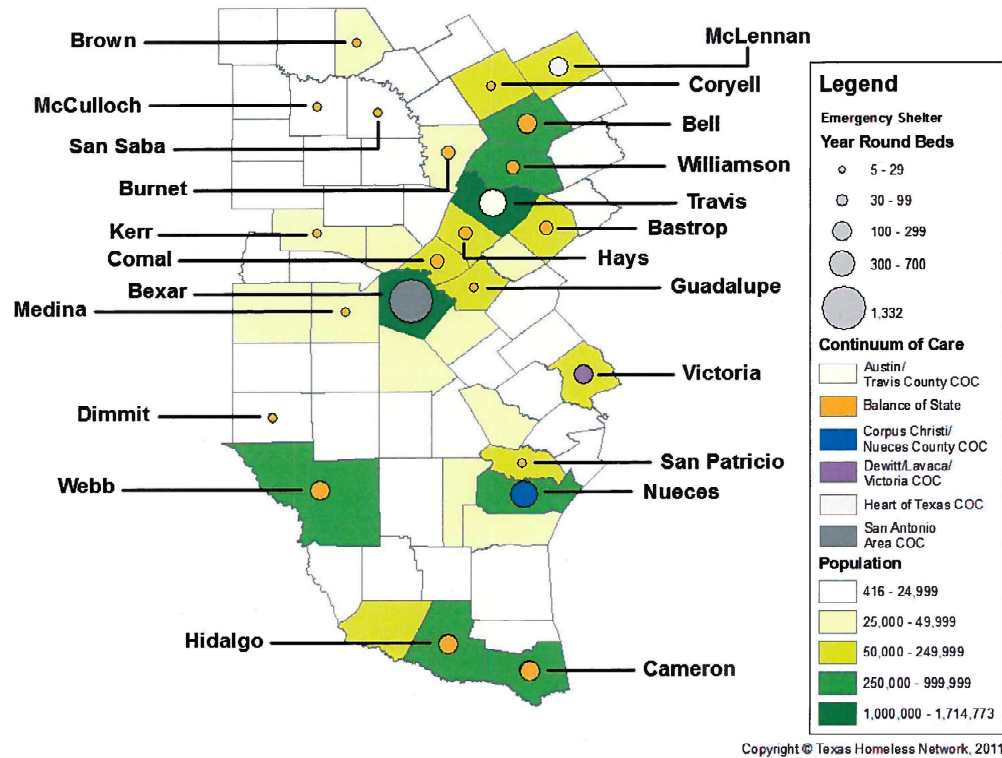
Table 39 - Facilities and Housing Targeted to Homeless Households

Data Source Texas Homeless Network
Comments:

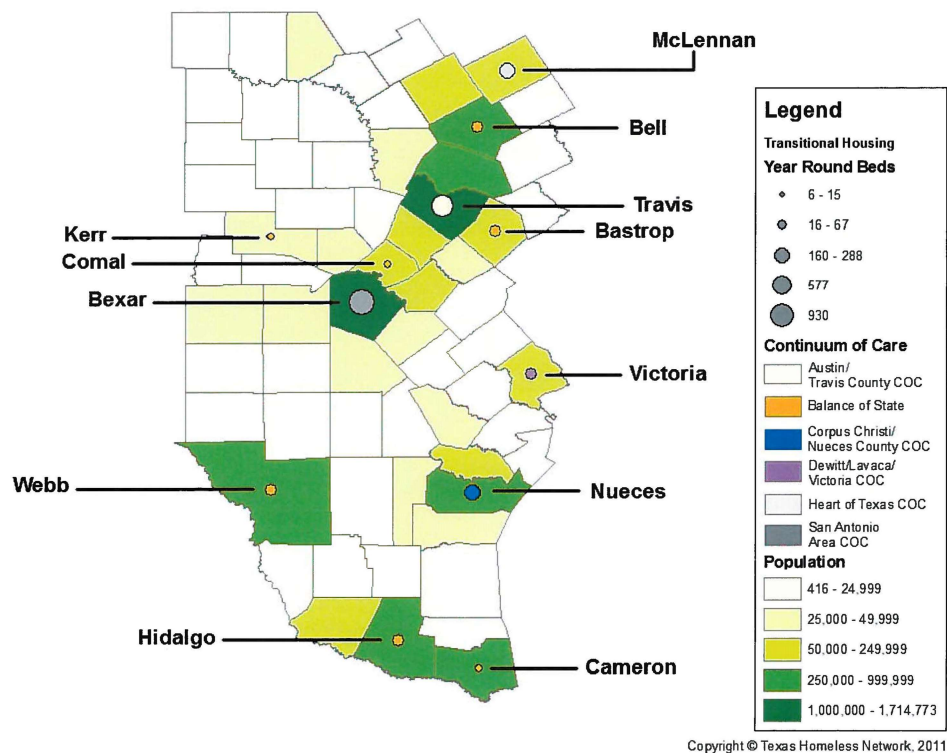
The only shelter beds in Round Rock are operated by Hope Alliance, an emergency shelter with 30 facility-based beds whose target population is victims of domestic violence.

Round Rock is part of the Texas Balance of State Continuum of Care (BoS CoC). The following maps show Texas BoS CoC emergency shelter, transitional housing, and permanent supportive housing for the region.

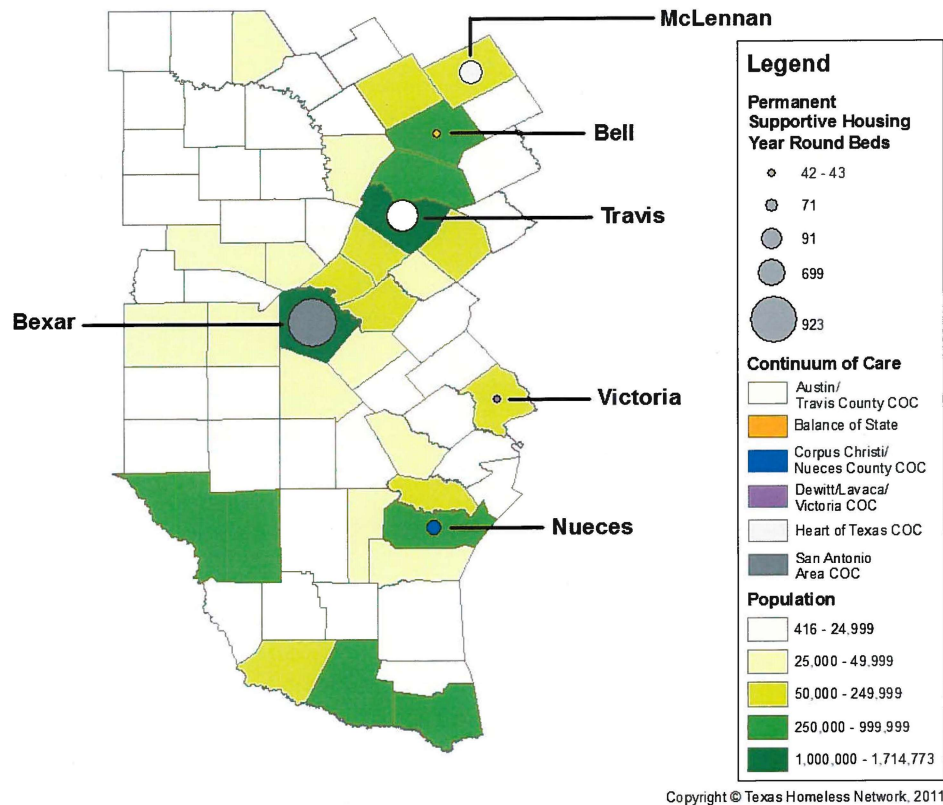
**Texas BoS CoC
– Location of
Emergency
Shelters**



**Texas BoS CoC
– Location of
Transitional
Housing**



**Texas BoS CoC
– Location of
Permanent
Supportive
Housing**



Describe mainstream services, such as health, mental health, and employment services to the extent those services are used to complement services targeted to homeless persons

Homeless needs are being addressed on a regional basis with coordinated services and shelters provided by agencies located in Round Rock and Austin, Texas.

Council on At-Risk Youth (CARY 4Kids) provides individual counseling, mentoring, and coaching to at-risk youth in order to improve aggressive behavior, improve grades and increase school attendance. CARY reports that they assisted 12 students facing homelessness last school year. In addition to counseling CARY refers homeless students to Bluebonnet Trails MHMR and the Salvation Army. CARY is funded with CDBG Public Service funds for the CDBG 2019-2020 program year in the amount of \$10,500.

List and describe services and facilities that meet the needs of homeless persons, particularly chronically homeless individuals and families, families with children, veterans and their families, and unaccompanied youth. If the services and facilities are listed on screen SP-40 Institutional Delivery Structure or screen MA-35 Special Needs Facilities and Services, describe how these facilities and services specifically address the needs of these populations.

The following agencies provide temporary shelter, transitional housing and other services:

- The Williamson County Crisis Center (Hope Alliance) offers emergency shelter for victims of domestic violence and sexual assault.
- STARRY Emergency Shelter serves children who need immediate protection, typically after being removed from their home by court order due to life-threatening abuse or neglect.
- Lifeworks provides emergency shelter and transitional housing as well as counseling, education/workforce and youth development to youth and their families.
- Round Rock Area Serving Center, currently funded by CDBG public services and general fund dollars, provides emergency shelter, food and clothing vouchers as well as mortgage and utility assistance in an effort to prevent homelessness.
- Texas Baptist Children's Home provides a variety of residential and nonresidential services for children and families in need—these include housing for children and single-mother families as well as outreach and prevention services.

MA-35 Special Needs Facilities and Services – 91.210(d)

Introduction

Including the elderly, frail elderly, persons with disabilities (mental, physical, developmental), persons with alcohol or other drug addictions, persons with HIV/AIDS and their families, public housing residents and any other categories the jurisdiction may specify, and describe their supportive housing needs

Persons with Disabilities. Supportive services are a critical component of creating opportunity for people with disabilities to live in integrated settings in the community. These services are particularly important for residents transitioning out of institutional care.

In typical housing markets, persons with disabilities have difficulty finding housing that accommodates their needs. Regulatory barriers on group living arrangements, transit access, housing accessibility and visitability, and proximity to health services, are just some of the opportunity related issues that people with disabilities face.

According to the 2013-2017 ACS, 10,351 residents of Round Rock have a disability and three in 10 (32%) Round Rock children with disability live in poverty. In both the survey and regional focus groups, residents with disabilities, especially those reliant on disability income, report being cost burdened and fear their rent being increased more than they can afford to pay. All of the Round Rock renters who participated in the survey want to become homeowners but cannot afford the downpayment. In the past five years, 16 percent of households that include a member with a disability in Round Rock experienced displacement—having to move when they did not want to move—based on responses to the Central Texas Fair Housing Survey.

Among all Round Rock households that include a member with a disability of any type, one in five (19%) live in housing that does not meet the accessibility needs of the member with a disability. Among these respondents to the Central Texas Fair Housing Survey, grab bars installed in a bathroom, require wider doorways, and ramp installation within or to the home are the most frequently mentioned accessibility improvements needed. One in five (20%) of Round Rock's households that include a member with a disability report that they "can't afford the housing that has accessibility features needed".

Elderly/Frail Elderly. Seniors and the elderly are much more likely to have a disability than non-seniors—42 percent of residents 65 and older have a disability compared to 5 percent of residents under the age of 65. As such, the supportive needs and housing needs of the elderly are often aligned with those of the disability community (discussed above). In addition, seniors typically need supports related to health care including access to health services and home health care options, transportation, and supports related to aging in place such as home modification, home repair, and assistance with maintenance.

Persons with HIV/AIDS. National estimates from the National Aids Housing Coalition report that approximately 13 percent of PLWHA are in need of housing assistance and 57% have an annual income below \$10,000. Challenges to housing for those with HIV/AIDS include employment/income, rental history, criminal history, and co-occurring circumstances. It is difficult for people with HIV/AIDS to retain

employment due to the effects on their health and the side effects of drug treatment therapies. Many have mental health issues/substance abuse issues as well. The two primary housing resources for PLWHA are Housing Opportunities for Persons With AIDS (HOPWA) which provides long-term, permanent, stable housing and the Ryan White HIV/AIDS Program which provides emergency housing assistance (hotel/motel vouchers), neither of which the City receives directly.

Describe programs for ensuring that persons returning from mental and physical health institutions receive appropriate supportive housing

The City of Round Rock and Williamson County are part of the Texas Balance of State Continuum of Care (BoS CoC). The BoS CoC has a transition plan for those returning from mental and physical health institutions.

Agencies providing service to persons with special needs, including Bluebonnet Trails, have indicated that the greatest needs for mentally ill persons include affordable rental units and transportation services. Bluebonnet Trails recently completed three new transitional homes for persons with mental health issues.

Council on At-Risk Youth (which is funded with 2019 CDBG funds) provides youth services to help the highest-risk students improve their self-esteem and classroom behavior, increase their interest in school and graduation rates, and lower their truancy rates—and ultimately close the pipeline to prison.

Specify the activities that the jurisdiction plans to undertake during the next year to address the housing and supportive services needs identified in accordance with 91.215(e) with respect to persons who are not homeless but have other special needs. Link to one-year goals. 91.315(e)

The City of Round Rock is funding the following activities with CDBG during the next year to address the housing and supportive services needs of people who are not homeless but have other special needs:

- CASA of Williamston County is funded with \$25,000 of CDBG funds to provide court advocacy for abused or neglected children.
- Round Rock Area Serving Center/Housing Assistance Program is funded with \$25,000 of 2019 CDBG funds to provide assistance with rent or mortgage payments, including assistance to help elderly residents maintain their independence.
- Round Rock Area Serving Center/Food Pantry Program is funded with \$25,000 of 2019 CDBG funds to provide food for the very low-income including those at risk of becoming homeless.
- Sacred Heart Community Clinic is funded with \$12,500 of CDBG funds to provide medical, dental and mental health services for low-income populations, including those with special needs.
- Council on At-Risk Youth is funded with \$10,500 of CDBG funds to provide provides youth services to help the highest-risk students improve their self-esteem and classroom behavior, increase their interest in school and graduation rates, and lower their truancy rates.

- Opportunities for Williamson & Burnett Counties (WebCo) is funded with \$5,000 in CDBG funds to prepare lunch meals for seniors at Baca Center and for homebound seniors.
- Hope Alliance Crisis Shelter/Safety and Recovery for Family Violence Victims program is funded with \$35,000 of general funds to provide services to victims of domestic violence (including shelter).
- Senior Access is funded with \$31,600 in general funds to provide transportation for seniors.
- YMCA of Greater Williamson County is funded with \$10,000 in general funds to provide youth services in the form of the Y Afterschool Program.
- Texas Baptist Children's Home/Trauma-Informed Therapeutic Services program is funded with \$10,000 of general funds to provide services to women and children.
- ROCK, Ride on Center for Kids is funded with \$5,000 in general funds to provide therapeutic services for individuals with disabilities.

MA-40 Barriers to Affordable Housing – 91.210(e)

Negative Effects of Public Policies on Affordable Housing and Residential Investment

In 2018 and 2019, consultants prepared a regional report titled “Analysis of Impediments to Fair Housing” (AI). This document provided a comprehensive review of the City’s administrative and judicial policies. This study’s assessment of the location, availability, and accessibility of housing will assist in the future planning to address impediments to fair and affordable housing. The analysis profiled the housing market in Round Rock, addressed housing affordability, physical condition of housing stock, and public housing. Barriers to affordable housing identified through the City’s citizen participation process were:

- Historical barriers to economic opportunity for Black/African American residents, persons of Hispanic descent, refugees, LEP residents, and families with children living in poverty, which has disproportionately impacted their access to opportunity and services
- Lack of accessible transportation, especially for persons with disabilities
- Lack of access to employment near affordable housing for low- and moderate-income residents, especially Black/African American residents and residents of Hispanic descent, who have the highest disparities in job proximity access
- Lack of housing choice related to land use regulations and limitations on diverse housing types
- Strict income requirements and criminal history policies on persons with disabilities, single parents, and persons in recovery (considered by the Federal Fair Housing Act as having a disability)
- Lack of fair housing outreach and education

Identified policies impacting the development of affordable housing included the following:

- State regulations that prohibit or limit certain land use powers of local government
- Vagueness in how group homes are treated in local code
- Mismatched density relative to housing types in a zone district that would be needed to facilitate affordable housing to meet housing needs

MA-45 Non-Housing Community Development Assets – 91.215 (f)

Introduction

This section provides an overview of employment, workforce characteristics, and earnings in Round Rock.

Round Rock is one of the fastest growing cities in the country. The major employment sector in Round Rock is Education and Health Care Services, which accounts for 22% of all jobs within the City. Professional, Scientific, and Management Services accounts for the second-highest number of jobs with a 18% share of total jobs. These data aren't surprising given that Round Rock is the headquarters for Dell, Inc. and Sears Teleserv, just to name a few major corporations. In addition, there are large health-care related businesses as well within the City limits, which represent major employment centers.

Economic Development Market Analysis

Business Activity

Business by Sector	Number of Workers	Number of Jobs	Share of Workers %	Share of Jobs %	Jobs less workers %
Agriculture, Mining, Oil & Gas Extraction	184	4,357	0.28%	0.43%	0.15%
Arts, Entertainment, Accommodations	6,625	122,506	10.23%	12.17%	1.94%
Construction	4,049	63,845	6.25%	6.34%	0.09%
Education and Health Care Services	11,119	218,774	17.17%	21.73%	4.57%
Finance, Insurance, and Real Estate	4,439	60,643	6.85%	6.02%	-0.83%
Information	1,928	29,721	2.98%	2.95%	-0.02%
Manufacturing	8,455	58,500	13.05%	5.81%	-7.24%
Other Services	3,287	34,979	5.07%	3.47%	-1.60%
Professional, Scientific, Management Services	9,475	179,612	14.63%	17.84%	3.21%
Public Administration	3,500	53,214	5.40%	5.29%	-0.12%
Retail Trade	7,834	104,279	12.09%	10.36%	-1.74%
Transportation and Warehousing	1,726	25,364	2.66%	2.52%	-0.15%
Wholesale Trade	2,153	50,928	3.32%	5.06%	1.73%
Total	64,774	1,006,722	100.00%	100.00%	

Table 40 - Business Activity

Data 2016-2017 ACS (Workers), U.S. Census Bureau Quarterly Workforce Indicators (QWI), 4th Quarter 2017 (Jobs)
Source:

Labor Force

Total Population in the Civilian Labor Force	67,792
Civilian Employed Population 16 years and over	64,774
Unemployment Rate	4.50%
Unemployment Rate for Ages 16-24	6.61%
Unemployment Rate for Ages 25-65	4.05%

Table 41 - Labor Force

Data Source: 2016-2017 ACS

Occupations by Sector	Number of People
Management, business and financial	13,879
Farming, fisheries and forestry occupations	329
Service	9,478
Sales and office	16,939
Construction, extraction, maintenance and repair	2,513
Production, transportation and material moving	6,041

Table 42 – Occupations by Sector

Data Source: 2016-2017 ACS

Travel Time

Travel Time	Number	Percentage
< 30 Minutes	39,084	65.35%
30-59 Minutes	17,561	29.36%
60 or More Minutes	3,165	5.29%
Total	59,810	100%

Table 43 - Travel Time

Data Source: 2016-2017 ACS

Education:

Educational Attainment by Employment Status (Population 16 and Older)

Educational Attainment	In Labor Force		Not in Labor Force
	Civilian Employed	Unemployed	
Less than high school graduate	2,836	0	1,564
High school graduate (includes equivalency)	8,947	339	3,970

Educational Attainment	In Labor Force		Not in Labor Force
	Civilian Employed	Unemployed	
Some college or Associate's degree	15,359	807	2,517
Bachelor's degree or higher	25,334	1,085	3,304

Table 44 - Educational Attainment by Employment Status

Data Source: 2016-2017 ACS

Educational Attainment by Age

	Age				
	18–24 yrs	25–34 yrs	35–44 yrs	45–65 yrs	65+ yrs
Less than 9th grade	223	801	995	419	768
9th to 12th grade, no diploma	1,929	897	309	979	279
High school graduate, GED, or alternative	5,081	4,040	3,361	5,855	1,995
Some college, no degree	5,227	2,903	3,383	6,396	2,016
Associate's degree	0	1,717	2,037	2,327	541
Bachelor's degree	1,743	4,944	7,638	9,045	2,472
Graduate or professional degree	0	1,649	2,157	4,331	2,019

Table 45 - Educational Attainment by Age

Data Source: 2016-2017 ACS

Educational Attainment – Median Earnings in the Past 12 Months

Educational Attainment	Median Earnings in the Past 12 Months
Less than high school graduate	32,210
High school graduate (includes equivalency)	31,935
Some college or Associate's degree	41,016
Bachelor's degree	47,410
Graduate or professional degree	84,458

Table 46 – Median Earnings in the Past 12 Months

Data Source: 2016-2017 ACS

Based on the Business Activity table above, what are the major employment sectors within your jurisdiction?

Round Rock's economy is somewhat diverse, with no one sector dominating the share of workers or jobs. The top 3 industries with the highest proportions of workers and share of jobs in 2017 are those that perform Education and Health Care services, Professional/Scientific/Management services, and Arts/Entertainment/Accommodation related activities (see Business Activity table above). Retail Trade and Construction sectors round out the top 5, in terms of both number of workers and jobs available for the same period of analysis displayed in the Business Activity table.

Describe the workforce and infrastructure needs of the business community:

In stakeholder focus groups, participants expressed the need for more job training programs for Round Rock residents, particularly for low-income households and at-risk youth. One stakeholder felt that the local workforce was not equipped for a changing economy: *“Apple is bringing 1,500 job opportunities to Austin. Round Rock’s work force is not prepared for these types of jobs. This is a big concern... missed opportunities for our residents due to lack of training.”*

Another stakeholder discussed the need for more qualified social service providers: *“In Williamson County, arrest rates are down, and one contributing factor is a more focused effort with at-risk children, connecting them with counseling services and job force training. Finding top-talent to work with this difficult population is paramount to the future success of these children and positive program outcomes.”*

The Round Rock Chamber of Commerce identifies the following needs related to business infrastructure and workforce development through its “Agenda for Economic Vitality.” (Note that the Agenda for Economic Vitality includes a wide array of economic development strategies and the following list is a subset most relevant to CDBG funding initiatives).

- Continued support of the Skills Development Fund and Skills for Small Business programs administered by the Texas Workforce Commission in order to support the training needs of a growing and changing workforce.
- Support educational opportunities for non-traditional students to acquire the level of basic skills needed to start and operate a business.
- Support increased funding for the Small Business Administration to support local business owners who seek access to resources to start and grow their businesses.
- Increased funding for mobility and transportation, including public transit, rideshare programs, road maintenance and repair, and a multimodal approach to mobility.

Describe any major changes that may have an economic impact, such as planned local or regional public or private sector investments or initiatives that have affected or may affect job and business growth opportunities during the planning period. Describe any needs for workforce development, business support or infrastructure these changes may create.

The development of the Downtown Master Plan will impact regional public and private sector investments. The City recently approved a new zoning ordinance which permits mixed-use development in the downtown area. Many of the actions taken by City staff in the downtown area, including rezoning, road construction and utility work, has reflected the plan’s vision of creating a downtown core that promotes a walkable environment of mixed-use businesses, public space, and residences.

How do the skills and education of the current workforce correspond to employment opportunities in the jurisdiction?

Round Rock's economy is somewhat diverse, with no one sector dominating the share of workers or jobs. The top 3 industries with the highest proportions of workers and share of jobs in 2017 are those that perform Education and Health Care services, Professional/Scientific/Management services, and Arts/Entertainment/Accommodation related activities (see Business Activity table above). Retail Trade and Construction sectors round out the top 5, in terms of both number of workers and jobs available for the same period of analysis displayed in the Business Activity table. The largest mismatch in current workforce to employment opportunities in Round Rock is seen in the Manufacturing sector—where there is 7 percent more workers than jobs available.

Describe any current workforce training initiatives, including those supported by Workforce Investment Boards, community colleges and other organizations. Describe how these efforts will support the jurisdiction's Consolidated Plan.

Round Rock will assist companies locating or expanding in Round Rock in securing state-provided job training assistance. The following programs are available through various entities:

- The Skills Development Fund is an innovative program created to assist Texas public community and technical colleges to finance customized job training for their local businesses. The Fund was established by the Legislature in 1995 and is administered by the Texas Workforce Commission (TWC). Grants are provided to help a business, consortium of businesses, or trade union form partnerships with local community colleges and technical schools to provide custom job training. The Skills Development Fund pays for the training, the college administers the grant, and businesses create new jobs and improve the skills of their current workers. Average training costs are \$1,420 per trainee. However, the benefit may vary depending on the proposal. Grants for a single business may be limited to \$500,000.
- The Skills for Small Business Program is an opportunity for small businesses (less than 100 employees) to train new workers or upgrade the skills of incumbent workers. The initiative was implemented by the Texas Workforce Commission in coordination with the Office of the Governor's Small Business Forums to address the training needs of small business in Texas. Small businesses can apply funds to training offered by their local community or technical college, or the Texas Engineering Extension Service. TWC processes the applications and works with the college to fund the specific courses selected by businesses for their employees. The program funds tuition and fees up to \$1,450 per newly hired employee and up to \$725 per incumbent employee.
- The Self-Sufficiency Fund is a job-training program that is specifically designed for individuals that receive Temporary Assistance for Needy Families (TANF). The program links the business community with local educational institutions and is administered by the Texas Workforce Commission. The goal of the Fund is to assist TANF recipients to become independent of government financial assistance. The Fund makes grants available to eligible public colleges or to eligible private, nonprofit organizations to provide customized job training and training support services for specific employers. A joint application from the employer and the eligible

public college and/or eligible private, nonprofit organization is required to be submitted to the Local Workforce Development Board for review and comment prior to approval.

- The Literacy Council of Williamson County offers programs that help adults become financially self-sufficient by increasing their literacy skills, earn a GED or a vocational certificate. Some of the vocational certificate programs available are CNA and HVAC. In addition to providing these vocational certificates at no cost to the students, the Literacy Council will provide transportation to classes if needed as well.

Does your jurisdiction participate in a Comprehensive Economic Development Strategy (CEDS)? If so, what economic development initiatives are you undertaking that may be coordinated with the Consolidated Plan? If not, describe other local/regional plans or initiatives that impact economic growth.

The City of Round Rock is not participating in a Comprehensive Economic Development Strategy at this time. The City of Round Rock does not know of any other local/regional plans or initiatives that would impact economic growth in a large scale way, other than the continued economic growth of the region overall.

Discussion

Please see above.

MA-50 Needs and Market Analysis Discussion

Are there any populations or households in areas or neighborhoods that are more affected by multiple housing problems?

Yes. As discussed in the Regional AI and in the Needs Assessment section of this Consolidated Plan, low-income households and residents belonging to a racial/ethnic minority are more affected by housing problems.

The Regional AI uses HUD-provided maps and data from the Affirmatively Furthering Fair Housing Tool to evaluate neighborhoods that are more affected by housing problems, concentrated poverty, and access to opportunity, along with an analysis of the populations living in such neighborhoods. (See below for additional details.

Are there areas in the Jurisdiction where these populations are concentrated?

The Regional AI uses HUD-provided maps and data from the Affirmatively Furthering Fair Housing Tool to evaluate concentrations of housing problems, racial/ethnic concentrations, and areas of concentrated poverty. Those maps indicate, in general, that:

- Of all the jurisdictions represented in the Central Texas Regional AI, the City of Round Rock best represents the resident diversity in race, ethnicity, and national origin.
- Round Rock also has relatively low segregation of residents by race, ethnicity, and disability.
- Areas in Round Rock with the highest incidence of housing problems (primarily cost burden) are along the I-35 corridor, in and around downtown Round Rock, and in the southwest corner of the City.

What are the characteristics of the market in these areas/neighborhoods?

These areas and neighborhoods are generally in the central portion of the City. Many of these areas continue to need community development and neighborhood assistance. These areas are also locations of many job centers and services that are focused on addressing social service needs.

Are there any community assets in these areas/neighborhoods?

There are many community assets in these areas, including a strong primary business district along Main Street that continues to experience additional revitalization. There are also many churches and organizations that support community members. In addition, there are job centers that provide employment opportunities for residents.

Are there other strategic opportunities in any of these areas?

As discussed earlier, the City recently approved a new zoning ordinance which permits mixed-use development in the downtown area. Many of the actions taken by City staff in the downtown area,

including rezoning, road construction and utility work, has reflected the plan's vision of creating a downtown core that promotes a walkable environment of mixed-use businesses, public space, and residences. The City is actively building on the strengths and strategic opportunities of the area.

Strategic Plan

SP-05 Overview

Strategic Plan Overview

Geographic Priorities: The City will focus the majority of funds in the defined LMI areas, particularly the two Qualified Census Tracts that fall within City limits: 205.04 and 207.01 (based on HUD's 2019 QCTs).

Priority Needs: Priority needs to be addressed using CDBG funds are Non-housing community development (high priority), Affordable Housing (high priority), Workforce and economic development (low priority), and Fair housing (high priority).

Influence of Market Conditions: An inadequate supply of affordable housing, in addition to the high cost of housing in the City for low-income persons (paying more than 30% of household income for housing), is the major housing problem in the area.

Anticipated Resources: The City anticipates receiving \$3,433,850 in CDBG entitlement funding over the next five years.

Institutional Delivery Structure: The City relies on a network of public sector, private sector, and nonprofit organizations to implement the Strategic Plan, particularly to address homelessness and special needs.

Goals: The following goals will guide CDBG expenditures in Round Rock for the next five years:

- Public Facility and Infrastructure Improvements—this goal includes ADA accessibility improvements as well as the construction/renovation of public facilities serving low- and moderate-income residents and neighborhoods.
- Increase access to affordable housing—this goal includes activities that address housing affordability such as home repair/modification, mortgage and rental assistance, as well as development and preservation of affordable housing.
- Affirmatively Further Fair Housing Choice—this goal includes activities that support implementation of the Regional Analysis of Impediments and affirmatively further fair housing choice.
- Public Services for low- and moderate-income populations—this goal includes activities that support public services directed to low- and moderate-income residents.
- Public Service for special needs populations—this goal includes activities that support public services directed to elderly, people with disabilities, youth, veterans and other special needs populations.
- Neighborhood Improvements—this goal includes activities that provide services and improvements in low- and moderate-income neighborhoods.

- **Administration**—this goal includes administrative activities associated with Round Rock's CDBG program.

Public Housing: The City will continue to support the efforts of the housing authority to supply affordable housing to area residents.

Barriers to Affordable Housing: An Analysis of Impediments to Fair Housing Choice (AI) was conducted in 2018 and 2019 and identified barriers to affordable housing, including historical barriers to economic opportunities for protected classes, lack of accessible transportation, lack of access to employment near affordable housing, lack of housing choice, restrictive income requirements and criminal history policies for rentals, and lack of fair housing outreach and education. The City will use the recommendations from the AI as a tool for policy decisions.

Homelessness Strategy: The City works closely with Williamson-Burnet County Opportunities, Inc. (WBCO) and Hope Alliance to address housing and services for homeless individuals and families, including veterans, those with special needs, the disabled, HIV/AIDS, and victims of domestic violence.

Lead-based Paint Hazards: In 2015, HUD estimated that as many as 509 owner housing units and 404 rental housing units with children present built before 1980 may contain lead-based paint. This is the most recent data available for the estimate.

Anti-Poverty Strategy: The City's efforts to address poverty are based on partnerships with other organizations that are involved in working to address the underlying causes of poverty. The City will continue to leverage its existing CDBG allocations with other resources, including local, state, and federal, in addition to private funds, to address the issue of poverty.

SP-10 Geographic Priorities – 91.215 (a)(1)

Geographic Area

Table 47 - Geographic Priority Areas

General Allocation Priorities

The City will focus the majority of funds in the defined LMI areas, particularly the two Qualified Census Tracts that fall within City limits: 205.04 and 207.01 (based on HUD's 2019 QCTs).

Describe the basis for allocating investments geographically within the jurisdiction (or within the EMSA for HOPWA)

The City bases the geographic allocation of investments based upon community need and the distribution of low and moderate-income persons in each eligible community.

SP-25 Priority Needs - 91.215(a)(2)

Priority Needs

Table 48 – Priority Needs Summary

	Priority Need Name	Priority Level	Associated Goals	Description	Relative basis for priority
1	Non-housing community development	High	Public Facility and Infrastructure Improvements; Public Services for low- and moderate-income populations; Public Service for special needs populations; Neighborhood Improvements; Administration	The City of Round Rock will support non-housing community development, including public facility improvements, public improvements and infrastructure, and public services.	The City of Round Rock has identified non-housing community development to be an ongoing need within the community. During the development of the Consolidated Plan needs assessment section and interviews with social service providers, it was found that a range of non-housing community development was needed, including public services to assist low-and moderate-income residents and residents with special needs.
2	Affordable Housing	High	Increase access to affordable housing; Affirmatively Further Fair Housing Choice; Administration	The City of Round Rock will support affordable housing efforts, including rent and/or mortgage assistance to qualified residents.	The City of Round Rock continues to place a high priority on the development and maintenance of affordable housing in the community. This need was identified during the development of the housing market analysis and in discussions with residents and stakeholders.
3	Workforce and economic development	Low	Public Facility and Infrastructure Improvements; Public Services for low- and moderate-income populations; Public Services for special needs populations; Neighborhood Improvements; Administration	The City of Round Rock will support workforce and economic development needs as necessary.	The City of Round Rock desires to increase economic mobility of residents and to ensure a jobs/skills match within the City. Workforce development and education was identified as a need through stakeholder engagement, though stakeholders gave this need a lower priority than non-housing community development and affordable housing.
4	Fair housing	High	Affirmatively Further Fair Housing Choice; Administration	The City of Round Rock will support fair housing efforts, with a focus on education.	This priority was identified as part of the Regional Analysis of Impediments to Fair Housing Choice

Narrative (Optional)

Priority needs were included based on the results of identified needs and public input, particularly the stakeholder survey and focus groups. Additional needs were identified through community meetings and consultation with City agencies.

SP-30 Influence of Market Conditions – 91.215 (b)

Influence of Market Conditions

Affordable Housing Type	Market Characteristics that will influence the use of funds available for housing type
Tenant Based Rental Assistance (TBRA)	The City of Round Rock does not anticipate using funds for TBRA. The relatively high cost of administering a TBRA program combined with the limited resources received by the City of Round Rock are the primary market factors impacting this decision. In addition, there are a number of regional housing authorities that do provide rental assistance in Round Rock.
TBRA for Non-Homeless Special Needs	The City of Round Rock does not anticipate using funds for TBRA. The relatively high cost of administering a TBRA program combined with the limited resources received by the City of Round Rock are the primary market factors impacting this decision. In addition, there are a number of regional housing authorities that do provide rental assistance in Round Rock.
New Unit Production	The City of Round Rock does not anticipate using funds for new unit production. Market realities of the high cost of new unit production preclude this from being an efficient use of resources given Round Rock's CDBG allocation.
Rehabilitation	Home rehabilitation is identified as a need in Round Rock—both to improve the condition of housing and to make accessibility improvements. The market cost of the home rehab program in Round Rock averages \$25,000 per unit and allows the City to assist approximately 8 homes per year.
Acquisition, including preservation	The City of Round Rock does not anticipate using funds for new unit production. Market realities of the high cost of acquisition preclude this from being an efficient use of resources given Round Rock's CDBG allocation.

Table 49 – Influence of Market Conditions

SP-35 Anticipated Resources - 91.215(a)(4), 91.220(c)(1,2)

Introduction

Anticipated Resources

Program	Source of Funds	Uses of Funds	Expected Amount Available Year 1				Expected Amount Available Remainder of ConPlan \$	Narrative Description
			Annual Allocation: \$	Program Income: \$	Prior Year Resources: \$	Total: \$		
CDBG	public - federal	Admin and Planning Housing Public Improvements Public Services	\$686,770	0	0	\$686,770	\$2,747,080	CDBG funds will be used to address housing and non-housing needs.

Table 50 - Anticipated Resources

Explain how federal funds will leverage those additional resources (private, state and local funds), including a description of how matching requirements will be satisfied

In an effort to leverage funds, the City has combined the CDBG and General Funds to assist the social service funding process. By combining these two processes, the City can make sure to fund agencies providing high priority need with General Funds that could not be funded with CDBG funds due to the 15% funding cap. This also eliminates the duplication of services. The process of funding social services agencies is as follows: A team, consisting of Council members, City finance staff and CDBG staff, review agency applications using set criteria and performance measurement. Funding recommendations are presented to the City Council through the budget process. Awarded agencies are contracted to deliver the specific services to residents of Round Rock.

If appropriate, describe publicly owned land or property located within the jurisdiction that may be used to address the needs identified in the plan

Currently there is no publicly owned land that is anticipated to be used to address the needs identified in this plan.

Discussion

SP-40 Institutional Delivery Structure – 91.215(k)

Explain the institutional structure through which the jurisdiction will carry out its consolidated plan including private industry, nonprofit organizations, and public institutions.

Responsible Entity	Responsible Entity Type	Role	Geographic Area Served
ROUND ROCK HOUSING AUTHORITY	PHA	Public Housing	Jurisdiction
WILLIAMSON COUNTY HEALTH DISTRICT	Public institution	Non-homeless special needs public services	Region

Table 51 - Institutional Delivery Structure

Assess of Strengths and Gaps in the Institutional Delivery System

The City of Round Rock works closely with a wide range of local and regional nonprofit (and private) organizations to address the housing and community development needs of the City. This delivery system requires coordination and participation in a range of community forums and discussions, ranging from the Neighborhood Association meetings to the organizations that provide social services for a range of citizens, from youths to senior citizens. The City has used the Strategic Planning process in addition to the City of Round Rock Downtown Master Plan to guide funding decisions and project priorities. Gaps in the system include the level of need for additional funding for affordable housing and the strain on the delivery system to provide services to a growing population.

Availability of services targeted to homeless persons and persons with HIV and mainstream services

Homelessness Prevention Services	Available in the Community	Targeted to Homeless	Targeted to People with HIV
Homelessness Prevention Services			
Counseling/Advocacy	X	X	
Legal Assistance	X		
Mortgage Assistance	X		
Rental Assistance	X		
Utilities Assistance	X		
Street Outreach Services			
Law Enforcement			
Mobile Clinics			
Other Street Outreach Services	X		

Supportive Services			
Alcohol & Drug Abuse	X	X	
Child Care	X	X	
Education	X	X	
Employment and Employment Training	X		
Healthcare	X	X	
HIV/AIDS			
Life Skills	X		
Mental Health Counseling	X	X	
Transportation	X		
Other			
Other			

Table 52 - Homeless Prevention Services Summary

Describe how the service delivery system including, but not limited to, the services listed above meet the needs of homeless persons (particularly chronically homeless individuals and families, families with children, veterans and their families, and unaccompanied youth)

The City of Round Rock and Williamson County are part of the Texas Balance of State Continuum of Care (BoS CoC). The BoS CoC is part of the Texas Homeless Network (THN), a nonprofit membership-based organization helping Texas communities to prevent and end homelessness. THN is a 501(c)(3) organization that is partially funded through Texas Department of Housing and Community Affairs and Texas Department of State Health Services.

The following agencies provide temporary shelter, transitional housing and other services:

- The Williamson County Crisis Center (Hope Alliance) offers emergency shelter for victims of domestic violence and sexual assault.
- STARRY Emergency Shelter serves children who need immediate protection, typically after being removed from their home by court order due to life-threatening abuse or neglect.
- Lifeworks provides emergency shelter and transitional housing as well as counseling, education/workforce and youth development to youth and their families.
- Round Rock Area Serving Center, currently funded by CDBG public services and general fund dollars, provides emergency shelter, food and clothing vouchers as well as mortgage and utility assistance in an effort to prevent homelessness.
- Texas Baptist Children's Home provides a variety of residential and nonresidential services for children and families in need—these include housing for children and single-mother families as well as outreach and prevention services.

Describe the strengths and gaps of the service delivery system for special needs population and persons experiencing homelessness, including, but not limited to, the services listed above

The City of Round Rock works closely with a wide range of local and regional nonprofit (and private) organizations to provide services to special needs populations and persons experiencing homelessness. Strengths of the delivery system include collaboration among the local nonprofit community. City of Round Rock actively consults with a variety of nonprofits, social service providers, neighborhoods and citizens, and other governmental agencies. CDBG staff attend the monthly Williamson County Nonprofit Networking meetings the first Tuesday of every month at the Alan R. Baca Senior Center. Local nonprofits come together to network and also to promote meetings, public hearings and events. A variety of nonprofits attend the monthly networking meetings including nonprofits that provide housing, mental health, health, transportation, affordable childcare and other services to low-income, disabled and elderly residents of Round Rock.

One of the gaps in the delivery system is that there are no agencies receiving Continuum of Care (COC) grant funding in Round Rock or Williamson County. City of Round Rock CDBG staff has reached out to the Texas Homeless Network (THN) to stay informed on the homeless population issues and efforts to end homelessness in Central Texas. As per the Texas Homeless Network, they have not had participation in the Texas Balance of State CoC (TX BoS CoC) from homeless service providers in Williamson County for some time and there is not currently an active Local Homeless Coalition (LHC) in the area that usually would lead the homeless point-in-time counts and community efforts to end homelessness.

Provide a summary of the strategy for overcoming gaps in the institutional structure and service delivery system for carrying out a strategy to address priority needs

The City of Round Rock CDBG staff has consulted with the Texas Homeless Network/TX BoS CoC and discussed the next steps to actively participate in the effort to end homelessness in Williamson County. Round Rock CDBG staff has started work on the following to help address the challenges related to homelessness service delivery:

- Reach out to Williamson County CDBG staff and partner with them in this effort
- Reach out to nonprofit agencies that provide services to homeless person in Williamson County and encourage them to participate in coming together to discuss the homeless issues in the area.
- Held a meeting (5/17/19) that includes the homeless providers in Williamson County and a presentation by the Texas Homeless Network (THN) on the steps and process to plan a "Point-in-Time" count, to discuss in forming a Local Homeless Coalition in Williamson County, as well as provide information on the COC grant.

SP-45 Goals Summary – 91.215(a)(4)

Goals Summary Information

Sort Order	Goal Name	Start Year	End Year	Category	Geographic Area	Needs Addressed	Funding	Goal Outcome Indicator
1	Public Facility and Infrastructure Improvements	2019	2024	Non-Housing Community Development		Non-housing Community Development	CDBG: \$1,016,038	Public Facility or Infrastructure Activities other than Low-/Moderate-Income Housing Benefit: 1,750 Households Assisted
2	Increase Access to Affordable Housing	2019	2024	Affordable Housing		Affordable Housing	CDBG: \$1,000,000	Homeowner Housing Rehabilitated: 40 Housing Units
3	Affirmatively Further Fair Housing Choice	2019	2024	Affordable Housing		Affordable Housing	CDBG: included in Admin funds	Education of public housing authorities, property managers, and real estate professionals.
4	Public Services for Low- and Moderate-Income Populations	2019	2024	Non-Housing Community Development		Non-housing Community Development public services	CDBG: \$312,500	Public service activities other than Low-/Moderate-Income Housing Benefit: 4,500 Persons Assisted Low-/Moderate-Housing Benefit: 2,000 households
5	Public Service for Special Needs Populations	2019	2024	Non-Housing Community Development		Non-housing Community Development public services	CDBG: \$202,500	Public service activities other than Low-/Moderate-Income Housing Benefit: 2,075 Persons Assisted

Sort Order	Goal Name	Start Year	End Year	Category	Geographic Area	Needs Addressed	Funding	Goal Outcome Indicator
6	Neighborhood Improvements	2019	2024	Non-Housing Community Development		Non-housing Community Development	CDBG: \$216,038	Public Facility or Infrastructure Activities and/or Public service activities other than Low-/Moderate-Income Housing Benefit: 1,000 Persons Assisted
7	Program Administration	2019	2024	Administration		Non-housing Community Development	CDBG: \$686,770	Oversight and Management of the CDBG program and Fair Housing Education and Outreach

Goal Descriptions

1	Goal Name	Public Facility and Infrastructure Improvements
	Goal Description	This goal includes ADA accessibility improvements as well as the construction/renovation of public facilities serving low- and moderate-income residents and neighborhoods.
2	Goal Name	Increase Access to Affordable Housing
	Goal Description	This goal includes activities that address housing affordability such as home repair/modification, mortgage and rental assistance, as well as development and preservation of affordable housing.
3	Goal Name	Affirmatively Further Fair Housing Choice
	Goal Description	This goal includes activities that support implementation of the Regional Analysis of Impediments and affirmatively further fair housing choice.
4	Goal Name	Public Services for Low- and Moderate-Income Populations
	Goal Description	This goal includes activities that support public services directed to low- and moderate-income residents.

5	Goal Name	Public Service for Special Needs Populations
	Goal Description	This goal includes activities that support public services directed to elderly, people with disabilities, youth, veterans and other special needs populations.
6	Goal Name	Neighborhood Improvements
	Goal Description	This goal includes activities that provide services and improvements in low- and moderate-income neighborhoods.
7	Goal Name	Program Administration
	Goal Description	This goal includes administrative activities associated with Round Rock's CDBG program.

Estimate the number of extremely low-income, low-income, and moderate-income families to whom the jurisdiction will provide affordable housing as defined by HOME 91.315(b)(2)

The City of Round Rock does not receive HOME funds. However, the City does use CDBG funds to increase access to affordable housing for residents through the Area Serving Center, which provides housing and emergency shelter needs and helps families avoid eviction and homelessness. The City also funds minor home rehab for residents. These programs are estimated to assist 2,050 households over the five-year planning period.

SP-50 Public Housing Accessibility and Involvement – 91.215(c)

Need to Increase the Number of Accessible Units (if Required by a Section 504 Voluntary Compliance Agreement)

No current need has been identified to increase the number of accessible units.

Activities to Increase Resident Involvements

A five member board, including a resident board member, oversees the organization. The board is appointed by the Mayor. Each board member serves a two year term.

To meet RRHA's goal to promote self-sufficiency, the housing authority administers the family self-sufficiency (FSS) program and offers a summer learning enrichment program along with its after-school program during the school year. The housing authority continues to partner with several local agencies, faith-based organizations, the City, and the school district in order to bring resources to residents.

Round Rock Housing Authority is continuously seeking ways to provide programs for the seniors living at Cushing Center. Cushing Center is occupied primarily by seniors and disabled persons. Luncheons are held quarterly and RRHA is in the process of setting up bible study classes. RRHA is also looking at ways to partner with other nonprofit organizations, who might be able to provide services. This includes such things as Meals on Wheels and health education programs. Socialization is very important for the residents at Cushing, as many live alone.

Is the public housing agency designated as troubled under 24 CFR part 902?

At this time the public housing agency is not designated as troubled.

Plan to remove the 'troubled' designation

N/A

SP-55 Barriers to affordable housing – 91.215(h)

Barriers to Affordable Housing

In 2018 and 2019, consultants prepared a regional report titled “Analysis of Impediments to Fair Housing” (AI). This document provided a comprehensive review of the City’s administrative and judicial policies. This study’s assessment of the location, availability, and accessibility of housing will assist in the future planning to address impediments to fair and affordable housing. The analysis profiled the housing market in Round Rock, addressed housing affordability, physical condition of housing stock, and public housing. Barriers to affordable housing identified through the City’s citizen participation process were:

- Historical barriers to economic opportunity for Black/African American residents, persons of Hispanic descent, refugees, residents with LEP, and families with children living in poverty, which has disproportionately impacted their access to opportunity and services
- Lack of accessible transportation, especially for persons with disabilities
- Lack of access to employment near affordable housing for low- and moderate-income residents, especially Black/African American residents and residents of Hispanic descent, who have the highest disparities in job proximity access
- Lack of housing choice related to land use regulations and limitations on diverse housing types
- Strict income requirements and criminal history policies on persons with disabilities, single parents, and persons in recovery (considered by the Federal Fair Housing Act as having a disability)
- Lack of fair housing outreach and education

Identified policies impacting the development of affordable housing included the following:

- State regulations that prohibit or limit certain land use powers of local government
- Vagueness in how group homes are treated in local code
- Mismatched density relative to housing types in a zone district that would be needed to facilitate affordable housing to meet housing needs

Strategy to Remove or Ameliorate the Barriers to Affordable Housing

The strategy to address barriers to affordable housing includes:

- Continue to fund projects that increase access to affordable housing (e.g., Home rehab program and Round Rock Area Serving Center’s Housing Assistance Program)
- City of Round Rock CDBG staff will participate in the Central Texas Regional Fair Housing Working Group;
- City of Round Rock CDBG Staff will promote and direct residents to TDHCA’s downpayment assistance program;
- City of Round Rock CDBG Staff will participate and work with the Central Texas Regional Fair Housing Group to work with foundations and private partners to create the multifamily rehabilitation and accessibility improvement program; and

- City of Round Rock CDBG staff will participate on the affirmative marketing program and guiding principles for developers of rental housing along with the Central Texas Regional Fair Housing Group.

SP-60 Homelessness Strategy – 91.215(d)

Reaching out to homeless persons (especially unsheltered persons) and assessing their individual needs

The City of Round Rock will continue to partner with local agencies providing direct assistance to people experiencing homelessness to assess individual needs. The City works closely with organizations such as the Williamson County Crisis Center, Starry Emergency Shelter, Lifeworks, Round Rock Area Serving Center, and Texas Baptist Children's Home to understand local issues related to homelessness.

In addition, the City of Round Rock staff has started networking and forming a relationship with the Texas Homeless Network staff to stay informed of what is happening in the TX BoS CoC regarding homelessness as well as encouraging homeless providers in Williamson County to join the effort to end homelessness.

Addressing the emergency and transitional housing needs of homeless persons

The following agencies provide temporary shelter, transitional housing and other services:

- The Williamson County Crisis Center (Hope Alliance) offers emergency shelter for victims of domestic violence and sexual assault.
- STARRY Emergency Shelter serves children who need immediate protection, typically after being removed from their home by court order due to life-threatening abuse or neglect.
- Lifeworks provides emergency shelter and transitional housing as well as counseling, education/workforce and youth development to youth and their families.
- Round Rock Area Serving Center, currently funded by CDBG public services and general fund dollars, provides emergency shelter, food and clothing vouchers as well as mortgage and utility assistance in an effort to prevent homelessness.
- Texas Baptist Children's Home provides a variety of residential and nonresidential services for children and families in need—these include housing for children and single-mother families as well as outreach and prevention services.

Helping homeless persons (especially chronically homeless individuals and families, families with children, veterans and their families, and unaccompanied youth) make the transition to permanent housing and independent living, including shortening the period of time that individuals and families experience homelessness, facilitating access for homeless individuals and families to affordable housing units, and preventing individuals and families who were recently homeless from becoming homeless again.

The organizations described above help with immediate housing needs and also facilitate transition to permanent housing by the services they provide. In addition, the City of Round Rock and Williamson

County are part of the Texas Balance of State Continuum of Care (BoS CoC). The BoS CoC is part of the Texas Homeless Network (THN), a nonprofit membership-based organization helping Texas communities to prevent and end homelessness. THN provides training and technical assistance around the State of Texas helping service providers and communities better serve the homeless population with the end goal of preventing and ending homelessness.

The City also supports a number of housing efforts and public services with CDBG and general fund dollars to help address the needs of low- and moderate-income households, including those currently experiencing homelessness and those at risk of homelessness.

Help low-income individuals and families avoid becoming homeless, especially extremely low-income individuals and families who are likely to become homeless after being discharged from a publicly funded institution or system of care, or who are receiving assistance from public and private agencies that address housing, health, social services, employment, education or youth needs

The City of Round Rock partners with local nonprofits and organizations to improve access to affordable housing and to provide services that help prevent homelessness. Housing activities that help prevent homelessness include helping the elderly maintain independence and helping families avoid eviction—these activities are accomplished through the City’s partnership with (and funding of) Round Rock Area Serving Center’s Housing Assistance program.

Other public services funded through both CDBG and general fund resources also help prevent homelessness by helping to offset other household costs and needs including access to affordable health care, food pantry and meal access, support for victims of family violence, transportation, childcare, and self-sufficiency education.

Round Rock is part of the BoS CoC, which has a transition plan for those returning from mental and physical health institutions who may be at risk of homelessness. Bluebonnet Trails, a local nonprofit that serves people with disabilities, recently completed three new transitional homes for persons with mental health issues, which may also help residents transitional out of institutional care. Funding for the proposed project would enable Council on At-Risk Youth (CARY) to serve 100 of the highest-risk students to help them improve their self-esteem and classroom behavior, increase their interest in school and graduation rates, and lower their truancy rates—and ultimately, close the pipeline to prison.

SP-65 Lead based paint Hazards – 91.215(i)

Actions to address LBP hazards and increase access to housing without LBP hazards

The Home Repair Program has procedures in place to comply with the Residential Lead Based Paint Hazard Reduction Act of 1992 (Title X) and subsequent changes in September 1999. These procedures include notification, identification, and treatment (if necessary).

Most of the housing developments in Round Rock occurred after the use of the lead based paint was banned.

How are the actions listed above related to the extent of lead poisoning and hazards?

Please see above.

How are the actions listed above integrated into housing policies and procedures?

Please see above.

SP-70 Anti-Poverty Strategy – 91.215(j)

Jurisdiction Goals, Programs and Policies for reducing the number of Poverty-Level Families

The City of Round Rock works with local service providers to pursue resources and innovative partnerships to support the development of affordable housing, homelessness prevention and emergency food and shelter. Additionally, the City administers programs that aim to mitigate poverty and the problems associated with it, including the Round Rock Area Serving Center Food Pantry Program and the Round Rock Area Serving Center-Housing Assistance. These programs assist families and individuals to fight poverty and remain in their homes.

In addition, the first Tuesday of every month the Round Rock Volunteer Center holds a monthly networking meeting at the Alan R. Baca Senior Center. Representatives from nonprofit and social service agencies come together to discuss community needs. Every month a guest speaker talks about what their agency/organization is doing to address and reduce the number of persons living below poverty level. Ideas are exchanged and clients are referred to agencies that can help with their individual needs. Some of the agencies that attend these monthly meetings are:

- Surrounding Public Housing Authorities
- Literacy Council of Williamson County
- Hope Alliance
- American Red Cross
- Texas Workforce Commission
- Community Foundation
- Bluebonnet Trails MHMR
- WBCO
- Lifesteps
- RRISD
- United Way
- ARCIL (Advocacy Resource Center for Independent Living)

How are the Jurisdiction poverty reducing goals, programs, and policies coordinated with this affordable housing plan

This plan is coordinated with the City's overall anti-poverty strategy in that it provides specific goals and allocations to projects directly engaged in supporting low- and moderate-income households through housing assistance, public services, and facility/infrastructure improvements. In keeping with the City's strategy discussed above, this plan relies on partnerships and close communication with local nonprofits to understand the needs of low-income residents and to provide resources to address those needs.

SP-80 Monitoring – 91.230

Describe the standards and procedures that the jurisdiction will use to monitor activities carried out in furtherance of the plan and will use to ensure long-term compliance with requirements of the programs involved, including minority business outreach and the comprehensive planning requirements

The City of Round Rock has developed a monitoring system that includes monitoring policies, procedures and standards to ensure that all activities carried out with CDBG funds are done so in a timely manner in accordance with federal monitoring requirements, and all other applicable laws, regulations, policies and sound management and accounting practices including all the requirements of 24 CFR 570.502, 2 CFR 200.238, 2 CFR 200.331 (d) and any other applicable federal requirements.

Subrecipients are monitored to ensure that they have implemented and administered their CDBG funded activities according to applicable Federal Requirements. Particular attention is paid to compliance with eligible and national objective requirements. Other areas emphasized are the financial management systems, internal controls, procurement practices and compliance with civil rights requirements.

When applicable, subrecipients are required to submit copies of paid receipts, timesheets, income documentation, client data and self-certification forms with their monthly requests for reimbursement. This information is used to determine the number of unduplicated beneficiaries. Monthly reports were submitted by each subrecipient so staff could monitor the progress of each activity, provide technical assistance or consultation when needed to ensure that all objectives are met.

Subrecipients are monitored on-site yearly. On-site monitoring will consist of a 5-step process:

1. Notification letter
2. Entrance conference
3. Documentation, Data Acquisition and Analysis
4. Exit Conference
5. Follow-up monitoring letter and report

The on-site monitoring will evaluate program administration and regulatory compliance to include the following:

- Conformance to the Subrecipient Agreement
- Record Keeping Systems
- Financial Management Systems
- Insurance
- Procurement Procedures
- Equipment

- Non-discrimination and Actions to Further Fair Housing

In the CDBG 2017-2018 program year the Round Rock Area Serving Center Food Pantry & Housing Assistance Program, CASA Child Advocacy Program and the Round Rock Housing Authority NOC Programs were monitored. The monitoring reviews revealed that their systems and procedures in the areas monitored were satisfactory.

Expected Resources

AP-15 Expected Resources – 91.220(c)(1,2)

Introduction

Anticipated Resources

Program	Source of Funds	Uses of Funds	Expected Amount Available Year 1				Expected Amount Available Remainder of ConPlan \$	Narrative Description
			Annual Allocation : \$	Program Income: \$	Prior Year Resources: \$	Total: \$		
CDBG	public - federal	Admin and Planning Housing Public Improvements Public Services	\$686,770	0	0	\$686,770	\$2,747,080	CDBG funds will be used to address housing and non-housing needs.

Table 53 - Expected Resources – Priority Table

Explain how federal funds will leverage those additional resources (private, state and local funds), including a description of how matching requirements will be satisfied

In an effort to leverage funds, the City has combined the CDBG and General Funds to assist the social service funding process. By combining these two processes, the City can make sure to fund agencies providing high priority need with General Funds that could not be funded with CDBG funds due to the 15% funding cap. This also eliminates the duplication of services. The process of funding social services agencies is as follows: A team, consisting of Council members, City finance staff and CDBG staff, review agency applications using set criteria and performance measurement. Funding recommendations are presented to the City Council through the budget process. Awarded agencies are contracted to deliver the specific services to residents of Round Rock.

If appropriate, describe publicly owned land or property located within the jurisdiction that may be used to address the needs identified in the plan

Currently there is no publicly owned land that is anticipated to be used to address the needs identified in this plan.

Discussion

Please see above.

Annual Goals and Objectives

AP-20 Annual Goals and Objectives

Goals Summary Information

Sort Order	Goal Name	Start Year	End Year	Category	Geographic Area	Needs Addressed	Funding	Goal Outcome Indicator
1	Public Facility and Infrastructure Improvements	2019	2020	Non-Housing Community Development		Non-housing Community Development	CDBG: \$246,416	Public Facility or Infrastructure Activities other than Low-/Moderate-Income Housing Benefit: 700 Households Assisted
2	Increase Access to Affordable Housing	2019	2020	Affordable Housing		Affordable Housing	CDBG: \$200,000	Homeowner Housing Rehabilitated: 8 Housing Units
3	Affirmatively Further Fair Housing Choice	2019	2020	Affordable Housing		Affordable Housing Non-housing Community Development	Funding embedded in Administration Cost (Goal 7)	Education of public housing authorities, property managers, and real estate professionals.

Sort Order	Goal Name	Start Year	End Year	Category	Geographic Area	Needs Addressed	Funding	Goal Outcome Indicator
4	Public Services for Low- and Moderate-Income Populations	2019	2020	Public Services		Non-housing Community Development public services	CDBG: \$62,500	Public service activities other than Low-/Moderate-Income Housing Benefit: 900 Persons Assisted Low-/Moderate-Housing Benefit: 400 households
5	Public Service for Special Needs Populations	2019	2020	Public Services		Non-housing Community Development public services	CDBG: \$40,500	Public service activities other than Low-/Moderate-Income Housing Benefit: 415 Persons Assisted
6	Neighborhood Improvements	2019	2020	Non-Housing Community Development		Non-housing Community Development	CDBG: \$0	N/A
7	Program Administration	2019	2020	Administration		Non-housing Community Development	CDBG: \$137,354	Oversight and Management of the CDBG program and Fair Housing Education and Outreach

Goal Descriptions

1	Goal Name	Public Facility and Infrastructure Improvements
	Goal Description	This goal includes ADA accessibility improvements as well as the construction/renovation of public facilities serving low- and moderate-income residents and neighborhoods.

2	Goal Name	Increase access to Affordable Housing
	Goal Description	This goal includes activities that address housing affordability such as home repair/modification, mortgage and rental assistance, as well as development and preservation of affordable housing.
3	Goal Name	Affirmatively Further Fair Housing Choice
	Goal Description	This goal includes activities that support implementation of the Regional Analysis of Impediments and affirmatively further fair housing choice.
4	Goal Name	Public Services for Low- and Moderate-Income Populations
	Goal Description	This goal includes activities that support public services directed to low- and moderate-income residents.
5	Goal Name	Public Service for Special Needs Populations
	Goal Description	This goal includes activities that support public services directed to elderly, people with disabilities, youth, veterans and other special needs populations.
6	Goal Name	Neighborhood Improvements
	Goal Description	This goal includes activities that provide services and improvements in low- and moderate-income neighborhoods.
7	Goal Name	Program Administration
	Goal Description	This goal includes administrative activities associated with Round Rock's CDBG program.

Projects

AP-35 Projects – 91.220(d)

Introduction

The City of Round Rock is receiving \$686,770 in CDBG 2019 Program Year funds. Funds will be used for public services, program administration, minor home repair and public facility and improvements. Projects estimated completion date is September 30, 2020.

Projects

#	Project Name
1	Public Services
2	Public Facilities
3	Minor Home Rehabilitation
4	Program Administration

Table 54 - Project Information

Describe the reasons for allocation priorities and any obstacles to addressing underserved needs

Allocation priorities were based upon the Needs Assessment undertaken as part of the planning process and demand for projects and services in the past. The primary obstacle to addressing underserved needs is the limited resources available to address such needs throughout the City. The Social Services fund of 15% is also oversubscribed at far beyond what is available. The City encourages CDBG applicants to seek other resources from other public and private entities to leverage the limited amount of CDBG funds available.

AP-38 Project Summary

Project Summary Information

1	Project Name	Public Services
	Target Area	Citywide
	Goals Supported	Increase Access to Affordable Housing Public Services for low- and moderate-income populations Public Service for special needs populations
	Needs Addressed	Non-housing Community Development Affordable Housing Workforce and economic development
	Funding	CDBG: \$103,000
	Description	CDBG Program Year 2019 Public Services activities. Activities include RRASC Food Pantry, RRASC Housing Assistance, CASA Child Advocacy Program, CARY at-Risk Youth, and Sacred Heart Community Clinic and Meals on Wheels of Williamson and Burnett Counties. All activities will service low-income residents citywide.
	Target Date	9/30/2020
	Estimate the number and type of families that will benefit from the proposed activities	These CDBG 2019 Public Service activities are estimated to assist 1,265 low- to moderate-income individuals and another 1,200 low- to moderate-income households.

	Location Description	<p>The public service will be available to all low-income residents at the following locations:</p> <p>CASA: Citywide</p> <p>Round Rock Area Serving Center/Food Pantry: 1099 East Main Street</p> <p>Round Rock Area Serving Center/Housing Assistance: 1099 East Main Street</p> <p>CARY4Kids/At-Risk Youth Services: 931 Luther Peterson Place</p> <p>Sacred Heart Community Clinic/Health Services: 620 Round Rock West Drive</p> <p>Meals on Wheels: Citywide</p>
	Planned Activities	<p>Funds will be used for the following public services:</p> <ul style="list-style-type: none"> • The Round Rock Area Serving Center will use the \$25,000 in CDBG 2019 funds to stock their Food Pantry and distribute food to the low-income residents of Round Rock. • The Round Rock Area Serving Center will use the \$25,000 in CDBG 2019 funds for the Housing Assistance Program which assists low-income residents with rent or mortgage payments. • The CASA Child Advocacy Program will use the \$25,000.00 in CDBG 2019 funds to pay for the partial salary of the Volunteer Recruiter and Trainer Coordinator. • The CARY4Kids Program (Council on At-Risk Youth) will use the \$10,500 in CDBG 2019 funds to pay for the partial salary for a counselor that will provide services to the low-income youth. • The Sacred Heart Community Clinic will use the \$12,500.00 in CDBG 2019 funds to pay for partial salary for a health professional salary to provide health services to the low-income residents. • The Meals on Wheels activity will use \$5,000 in CDBG 2019 funds to pay for partial staff salary that prepares lunch meals for seniors at Baca Center and for homebound seniors.
2	Project Name	Public Facilities
	Target Area	
	Goals Supported	<p>Public Facility and Infrastructure Improvements</p> <p>Neighborhood Improvements</p>

	Needs Addressed	Non-housing Community Development
	Funding	\$246,416
	Description	Funding will be used for Park Improvements (Matrix Code 03F) at Frontier Park
	Target Date	9/30/2020
	Estimate the number and type of families that will benefit from the proposed activities	The Frontier Park Project will benefit 700 low-income households.
	Location Description	Frontier Park 1804 Frontier Trail
	Planned Activities	<p>The Frontier Trail Park Improvement project consists of replacing the existing playground with newer, safer, and more inclusive equipment, resurfacing the tennis courts, some ADA corrections, new trash cans, replacement of aging benches, resurfacing the basketball court, new basketball hoops, and adding shade over the basketball court if budget permits.</p> <p>In the case that one or more of the projects have delays, can't be started for whatever reason, or is completed and has a balance of funds that were allocated towards it, the City will consider park improvements to Greenhill park as an alternate.</p>
3	Project Name	Minor Home Rehabilitation
	Target Area	Citywide
	Goals Supported	Increase Access to Affordable Housing Neighborhood Improvements
	Needs Addressed	Affordable Housing
	Funding	\$200,000
	Description	CDBG funds will be used for minor home repair to low- to moderate-income households.
	Target Date	9/30/2020

	Estimate the number and type of families that will benefit from the proposed activities	This City of Round Rock Minor Home Repair Program will benefit up to 8 low-income households. This project is available to homeowners citywide. Preference will be given to elderly and disabled residents.
	Location Description	This City of Round Rock Minor Home Repair Program will be available to residents Citywide within the City limits of Round Rock.
	Planned Activities	<p>Funding will be used for minor home repair to 8 low- to moderate-income households. Minor repairs to include some or all of the following: siding, roof, windows, doors, ramps, electrical, plumbing, fences, insulation, painting, mechanical and garage doors.</p> <p>In the case that one or more of the projects have delays, can't be started for whatever reason, or is completed and has a balance of funds that were allocated towards it, the City will consider minor home repairs (not to exceed \$25,000 per household) as an alternate.</p>
4	Project Name	Program Administration
	Target Area	Citywide
	Goals Supported	Program Administration Affirmatively Further Fair Housing Choice
	Needs Addressed	<p>Non-housing Community Development</p> <p>Affordable Housing</p> <p>Workforce and economic development</p> <p>Fair housing</p>
	Funding	\$137,354
	Description	Funds will be used for the management and administrative oversight of the CDBG program. IDIS Matrix Code 21A. This includes administration of fair housing workshops as well.
	Target Date	9/30/2020

Estimate the number and type of families that will benefit from the proposed activities	Low- to moderate-income households and persons will benefit from the CDBG projects and activities.
Location Description	221 East Main Street Round Rock, TX 78664
Planned Activities	Administration of CDBG program and fair housing workshops. There is no goal outcome indicator.

The table above outlines planned projects and activities for the 2019 program year. If any of the planned projects either have a balance at end of completion or don't come to fruition, those funds can be used for an existing project or can be used for the addition of more minor home repairs depending on the amount available.

AP-50 Geographic Distribution – 91.220(f)

Description of the geographic areas of the entitlement (including areas of low-income and minority concentration) where assistance will be directed

The City will focus the majority of location-specific funds (i.e., infrastructure projects) in the defined LMI areas, particularly the two Qualified Census Tracts that fall within City limits: 205.04 and 207.01 (based on HUD's 2019 QCTs). Public service allocations serve low- and moderate-income populations across the City (but are not place-based allocations).

The City of Round Rock is an "exception grantee" which means that qualifying Census Tracts within Round Rock can use a lower threshold to qualify for the use of CDBG funds. Most communities use a 51 percent standard (meaning a Census tract is qualified as low- to moderate-income if 51% of residents are in that income category). In Round Rock 47.7 percent of residents must be low- to moderate-income to meet HUD's standards as a qualifying Census tract.

The following are the LMI block groups within the City of Round Rock:

Census Tract	Block Group	Low to Moderate Income persons	Percentage of Low to Moderate Income Persons
205.04	2	1185	70%
205.04	3	3480	75%
206.02	2	570	72%
207.01	1	615	75%
207.01	2	1085	71%
207.03	3	350	56%
207.04	1	1360	66%
207.04	2	1355	61%
207.04	3	1420	77%
207.07	2	1465	65%
215.02	1	2645	61%
215.02	2	1335	87%
215.03	1	1090	62%
215.05	3	1520	59%
215.07	1	2015	58%
215.07	3	1765	48%
215.08	2	1120	53%

Geographic Distribution

Target Area	Percentage of Funds

Table 55 - Geographic Distribution

Rationale for the priorities for allocating investments geographically

The City of Round Rock did not use geographic target areas as a basis for funding allocation priorities. The City will focus the majority of location-specific funds (i.e., infrastructure projects) in the defined LMI areas, particularly the two Qualified Census Tracts that fall within City limits: 205.04 and 207.01 (based on HUD's 2019 QCTs). Public service allocations serve low- and moderate-income populations across the City (but are not place-based allocations).

Discussion

Please see above.

Affordable Housing

AP-55 Affordable Housing – 91.220(g)

Introduction

The City of Round Rock is funding the Minor Home Repair Program with \$200,000 of CDBG Program Year 2019 funds. The City is proposing to make minor home improvements to 8 low- to moderate-income households. The City is also funding the Round rock Area Serving Center Housing Assistance program which provides housing and emergency shelter needs, help elderly maintain independence, help families avoid eviction and homelessness. That project is funded with \$25,000 of CDBG and expects to assist 250 households.

One Year Goals for the Number of Households to be Supported	
Homeless	0
Non-Homeless	250
Special-Needs	0
Total	250

Table 56 - One Year Goals for Affordable Housing by Support Requirement

One Year Goals for the Number of Households Supported Through	
Rental Assistance	0
The Production of New Units	0
Rehab of Existing Units	8
Acquisition of Existing Units	0
Total	8

Table 57 - One Year Goals for Affordable Housing by Support Type

Discussion

Please see above.

AP-60 Public Housing – 91.220(h)

Introduction

The Round Rock Housing Authority was established in 1966, with the first development built in 1972. Today, the Round Rock Housing Authority owns 100 units and administers 94 Section 8 Housing Choice Vouchers. Approximately 200 persons are assisted through these programs. The City of Round Rock will act as a resource for the Round Rock Housing Authority to assist the public housing authority with capacity building as well as programming that is associated with CDBG funds.

The RRHA is a five-member board, including a resident board member, and oversees the Round Rock Housing Authority. The board is appointed by the City of Round Rock Mayor. The City is invested in ensuring that selections made are in the best interest of the Round Rock Housing Authority. Each board member appointed by CORR Mayor possess management qualities that will ensure that best business practices are deployed.

Actions planned during the next year to address the needs to public housing

To address and improve the needs of public housing and resident initiatives, the Round Rock Housing Authority (RRHA) will continue to provide youth services at the Westwood location. The Boys to Men group, headed by Robert Hall, is a program which focuses on developing strong character skills for young children and youth. It is housed at the Westwood apartments owned by RRHA. Many of the young people who participate in the program do not have strong role models at home or come from blended families and single parent households. The young people in Boys to Men benefit from having someone they can confide in and interact with on a regular basis. Some of the activities include team sports, day trips to parks and lessons on the importance of being good citizens. Boys to Men relies primarily on donations and volunteers.

Another program that the RRHA provides its residents to meet their needs for self-sufficiency is the Family Self Sufficiency Program (FSS). This program provides affordable housing expertise, homeownership grant resources and programming initiatives to promote self-sufficiency for the program participants. The FSS program serves families in the Housing Choice Voucher (HCV) program the Public Housing Programs. Past and present participants have completed the following goals:

- Obtained and maintained employment
- Ability to pursue higher education
- Ability to maintain first time businesses with supportive mentorship and education

The unique value of the FSS Program is that clients can receive supportive case management to reach their individual goals towards self-sufficiency.

In addition to this, the RRHA continues to partner with several local agencies, faith-based organizations, the City of Round Rock and the school district in order to bring resources to the residents of the housing

authority.

Actions to encourage public housing residents to become more involved in management and participate in homeownership

Currently there are no public housing homeownership initiatives in place either under the public housing program or the Section 8 program. The City of Round Rock plans to encourage Affordable Housing Roundtables that are conducted by the RRHA and include affordable housing builders, housing counseling nonprofits and banking institutions.

If the PHA is designated as troubled, describe the manner in which financial assistance will be provided or other assistance

Currently the Round Rock Housing Authority is not designated as a troubled housing authority by the U.S. Department of Housing and Urban Development Public and Indian Housing Department.

Discussion

The Round Rock Housing Authority receives an annual Capital Fund Grant from The U. S. Department of Housing and Urban Development (HUD). The Round Rock Housing Authority is using these grant funds for the following Administrative and Operations expenses:

- Staff Salaries, Fringe Benefits, Travel and Training
- Office Supplies
- Postage
- Memberships
- Maintenance Expenses
- Utilities & Telephone
- Insurance
- Accounting Fees
- Legal Expenses

AP-65 Homeless and Other Special Needs Activities – 91.220(i)

Introduction

The City of Round Rock and Williamson County are part of the Texas Balance of State Continuum of Care (BoS CoC). The BoS CoC is part of the Texas Homeless Network (THN), a nonprofit membership-based organization helping Texas communities to prevent and end homelessness. THN is a 501(c)(3) organization that is partially funded through Texas Department of Housing and Community Affairs and Texas Department of State Health Services.

Describe the jurisdictions one-year goals and actions for reducing and ending homelessness including:

Reaching out to homeless persons (especially unsheltered persons) and assessing their individual needs

The City of Round Rock will continue to partner with local agencies providing direct assistance to people experiencing homelessness to assess individual needs. The City works closely with organizations such as the Williamson County Crisis Center, Starry Emergency Shelter, Lifeworks, Round Rock Area Serving Center, and Texas Baptist Children's Home to understand local issues related to homelessness. (Williamson County Crisis Center, Round Rock Area Serving Center and Texas Baptist Children's Home are being funded in the 2019 Program Year with either CDBG or general funds).

In addition, the City of Round Rock staff has started networking and forming a relationship with the Texas Homeless Network staff to stay informed of what is happening in the TX BoS CoC regarding homelessness as well as encouraging homeless providers in Williamson County to join the effort to end homelessness. Round Rock CDBG staff has started work on the following:

- Reach out to Williamson County CDBG staff and partner with them in this effort
- Reach out to nonprofit agencies that provide services to homeless person in Williamson County and encourage them to participate in coming together to discuss the homeless issues in the area.
- Held a meeting (5/17/19) that includes the homeless providers in Williamson County and a presentation by the Texas Homeless Network (THN) on the steps and process to plan a "Point-in-Time" count, to discuss in forming a Local Homeless Coalition in Williamson County, as well as provide information on the COC grant.

Addressing the emergency shelter and transitional housing needs of homeless persons

The following agencies provide temporary shelter, transitional housing and other services and are being funded with 2019 CDBG or general fund dollars:

- The Williamson County Crisis Center (Hope Alliance) offers emergency shelter for victims of domestic violence and sexual assault.
- Round Rock Area Serving Center provides emergency shelter, food and clothing vouchers as well as mortgage and utility assistance in an effort to address/prevent homelessness.
- Texas Baptist Children's Home provides a variety of residential and nonresidential services for children and families in need—these include housing for children and single-mother families as well as outreach and prevention services.

Helping homeless persons (especially chronically homeless individuals and families, families with children, veterans and their families, and unaccompanied youth) make the transition to permanent housing and independent living, including shortening the period of time that individuals and families experience homelessness, facilitating access for homeless individuals and families to affordable housing units, and preventing individuals and families who were recently homeless from becoming homeless again

The organizations described above help with immediate housing needs and also facilitate transition to permanent housing by the services they provide. 2019 CDBG and general fund allocations dedicated to those programs in 2019 will facilitate immediate shelter and transition assistance to homeless individuals and families.

In addition, the City of Round Rock and Williamson County are part of the Texas Balance of State Continuum of Care (BoS CoC). The BoS CoC is part of the Texas Homeless Network (THN), a nonprofit membership-based organization helping Texas communities to prevent and end homelessness. THN provides training and technical assistance around the State of Texas helping service providers and communities better serve the homeless population with the end goal of preventing and ending homelessness.

The City also supports several housing efforts and public services with CDBG and general fund dollars to help address the needs of low- and moderate-income households, including those currently experiencing homelessness and those at risk of homelessness.

Helping low-income individuals and families avoid becoming homeless, especially extremely low-income individuals and families and those who are: being discharged from publicly funded institutions and systems of care (such as health care facilities, mental health facilities, foster care and other youth facilities, and corrections programs and institutions); or, receiving assistance from public or private agencies that address housing, health, social services, employment, education, or youth needs.

The City of Round Rock partners with local nonprofits and organizations to improve access to affordable housing and to provide services that help prevent homelessness. Housing activities that help prevent homelessness include helping the elderly maintain independence and helping families avoid eviction—

these activities are accomplished through the City's partnership with (and funding of) Round Rock Area Serving Center's Housing Assistance program.

Other public services funded through both 2019 CDBG and general fund resources also help prevent homelessness by helping to offset other household costs and needs including access to affordable health care, food pantry and meal access, support for victims of family violence, transportation, childcare, and self-sufficiency education.

Round Rock is part of the BoS CoC, which has a transition plan for those returning from mental and physical health institutions who may be at risk of homelessness. Bluebonnet Trails, a local nonprofit that serves people with disabilities, recently completed three new transitional homes for persons with mental health issues, which may also help residents transitional out of institutional care. Council on At-Risk Youth (which is funded with 2019 CDBG funds) provides youth services to help the highest-risk students improve their self-esteem and classroom behavior, increase their interest in school and graduation rates, and lower their truancy rates.

Discussion

Though Round Rock has a very small visible homeless population, the loss of a job, an increase in rent, an eviction or a domestic violence shelter situation can easily lead to homelessness for many low-income individuals and families. Round Rock will continue to fund high priority activities that are concentrated on homeless prevention and non-homeless special needs.

AP-75 Barriers to affordable housing – 91.220(j)

Introduction:

Actions it planned to remove or ameliorate the negative effects of public policies that serve as barriers to affordable housing such as land use controls, tax policies affecting land, zoning ordinances, building codes, fees and charges, growth limitations, and policies affecting the return on residential investment

Actions planned to address barriers to affordable housing includes:

- City of Round Rock will fund Round Rock Area Serving Center's Housing Assistance Program with program year 2019 CDBG funds, which provides housing and emergency shelter needs, helps elderly maintain independence, and helps families avoid eviction and homelessness.
- The City of Round Rock will fund with program year 2019 CDBG funds minor home rehabilitation for up to 8 homes in Round Rock.
- City of Round Rock CDBG Staff will promote and direct residents to TDHCA's downpayment assistance program;
- City of Round Rock CDBG Staff will participate and work with the Central Texas Regional Fair Housing Group to work with foundations and private partners to create the multifamily rehabilitation and accessibility improvement program; and
- City of Round Rock CDBG staff will participate on the affirmative marketing program and guiding principles for developers of rental housing along with the Central Texas Regional Fair Housing Group.

Discussion:

Please see above.

AP-85 Other Actions – 91.220(k)

Introduction

Actions planned to address obstacles to meeting underserved needs

Despite efforts, there remain a number of significant obstacles to meeting underserved needs. The following obstacles to meeting these needs in Round Rock are: population growth; high cost of housing; cut backs in state and federal funding for basic needs and the need for transportation to existing services and childcare exceed available resources to meet these needs. To address the population growth and the high cost of housing, the Round Rock Area Serving Center provides rent/mortgage, food pantry and utility assistance. The City funded the RRASC for these programs with CDBG program year 19 funds totaling \$50,000.00. The City also funded the Sacred Heart Community Clinic with \$12,500 in CDBG funds for program year 19. Sacred Heart Community Clinic provides dental services, acute care, chronic care and provides medications as well to the very low-income uninsured residents.

The following programs also help address the cutbacks in state and federal funding and the need for childcare and transportation to existing services:

Senior Access provides door to door transportation to seniors to doctors' appointments, pharmacies, grocery stores, to pay bills, and to social service agencies for services. Senior Access is being funded in 2019 with City General Fund Social Services Funds in the amount of \$31,600.

Foundation Community provides free tax preparation to low- to moderate-income families. Foundation Communities Tax Preparation Program is being funded in 2019 with City General Fund Social Service Funds in the amount of \$15,000.

In order to meet transportation demand, the City developed a fix route bus service that was designed and focused on access to employment services to meet the needs of the low-income and minority populations to jobs, education and employment. This service offers ADA paratransit services as well for anyone with a disability that prevents them from being able to ride any fixed route vehicle, disembark from any fixed route vehicle or travel independently all or some of the time on any fixed route vehicle.

Council has also passed an ordinance that allows Round Rock Transit to sell discount bus passes to nonprofit and government agencies for the purpose of distributing the passes to low-income persons and families that meet the participation requirements.

The City also provides residents with the Guide to Affordable Housing in the Greater Austin Area that is provide by the Austin Tenant's Council. This guide is a tool for people seeking affordable rental housing in the Austin area that includes Round Rock. The guide contains general information on housing programs funded on the local, county, state and federal levels, as well as specific information about apartment complexes participating in these programs. It contains lists and explanations of rental

housing with rent restrictions, income-based rents and tenant income limits.

The City's General Fund provides funding of \$31,600 to Drive a Senior, a volunteer-based transportation program for older adults and additional funds (\$35,000) to Hope Alliance, an organization that meets short housing needs for survivors of domestic violence. The City's General Fund also provides \$10,000 in funding for the Texas Baptist Children's Home for an interventional specialist to help residents in a holistic approach.

Actions planned to foster and maintain affordable housing

The City of Round Rock will continue to support the following programs in program year 19 that support affordable housing. These include:

- The housing assistance program through the Round Rock Area Serving Center to assist residents with rent or mortgage at up to \$100 a household; and
- The minor home repair program for low-income homeowners in Round Rock.

Round Rock Area Serving Center Housing Assistance Program will be funded with CDBG 2019 funds in the amount of \$25,000 and the Minor Home Repair Program will be funded with 2019 CDBG funds in the amount of \$200,000.

Actions planned to reduce lead-based paint hazards

The majority of residential housing development in Round Rock occurred after the use of lead-based paint was banned; however, some areas of the community may have some homes with lead-based paint.

With the implementation of the Minor Home Repair Program, the program policy and procedures manual addresses compliance with the Residential Lead Based Paint Hazard Reduction Act of 1992 (Title X) and subsequent changes in September 1999. The procedures include:

1. Notification
2. Identification
3. Treatment (if necessary)

The City of Round Rock will continue to fund the Minor Home Repair Program with 2019 CDBG funds. Applicants who are eligible for the Minor Home Repair program are provided LBP information at the time of intake and will be made aware of possible dangers of LBP

Actions planned to reduce the number of poverty-level families

During the 2019 CDBG program year the City of Round Rock will take the following actions to reduce the

number of poverty level families:

- The City will continue to fund the Minor Home Repair Program with 2019 CDBG funds to provide minor home repair for the low and very low-income residents in Round Rock. This program proposes to assist an estimated total of 8 households with repairs to include fence, plumbing, electrical, weatherization, and ADA improvements.
- Round Rock Area Serving Center will continue to be funded with CDBG program year 2019 funds to provide rent and mortgage assistance and access to their food pantry. These programs collectively propose to assist 1,200 households.
- Sacred Heart Community Clinic will be funded with 2019 CDBG funds to assist poverty level families with health and dental care and medications at no cost to them. This program proposes to assist 100 households.
- The Meals on Wheels of Williamson and Burnet Counties program will be funded with 2019 CDBG funds to prepare lunch meals for seniors at Baca Center and for homebound seniors.
- The Foundation Communities Free Tax Preparation Program will continue to be funded with 2019 General Fund Social Service Funds that will provide poverty level families free tax preparation. This program proposes to assist 1200 households.
- The City will continue to fund the YMCA After-School Scholarship Program with 2019 General Fund Social Service Funds that will assist very low-income working families with no cost after school care. This program proposes to assist 7,000 residents.
- The Literacy Council will continue to be funded in 2019 with City of Round Rock General Fund Social Service Grant that will provide self-sufficiency education (ESL, Basic Literacy, and GED tutoring). This program proposes to assist 275 individuals.

Actions planned to develop institutional structure

In order to bridge the gap, the City relies on a network of public sector, private sector, and nonprofit organizations to implement the Strategic Plan, particularly to address homelessness and special needs. The City Council evaluates their Strategic Plan and Annual Budget from a citywide perspective. During these discussions' resources are provided to fund programs not specifically covered by CDBG but will provide more funds toward homelessness and special needs programs.

The City continues to actively consult with a variety of nonprofits, social service providers, neighborhoods and citizens, and other governmental agencies. CDBG staff attend the monthly Williamson County Nonprofit Networking meetings the first Tuesday of every month at the Alan R. Baca Senior Center. Local nonprofits come together to network and also to promote meetings, public hearings and events. A variety of nonprofits attend the monthly networking meetings including nonprofits that provide housing, mental health, health, transportation, affordable childcare and other services to low-income, disabled and elderly residents of Round Rock.

CDBG staff attends the Round Rock Housing Authority (RRHA) monthly board meetings as well as meets

regularly with the RRHA staff.

In order to address gaps in institutional structure around homelessness, Round Rock CDBG staff has consulted with the Texas Homeless Network/TX BoS CoC and discussed the next steps to actively participate in the effort to end homelessness in Williamson County. In an effort to meet these goals, Round Rock CDBG staff has started work on the following:

- Reach out to Williamson County CDBG staff and partner with them in this effort
- Reach out to nonprofit agencies that provide services to homeless person in Williamson County and encourage them to participate in coming together to discuss the homeless issues in the area.
- Held a meeting (5/17/19) that includes the homeless providers in Williamson County and a presentation by the Texas Homeless Network (THN) on the steps and process to plan a "Point-in-Time" count, to discuss in forming a Local Homeless Coalition in Williamson County, as well as provide information on the COC grant.

Actions planned to enhance coordination between public and private housing and social service agencies

In an effort to enhance coordination between public and private housing and social service agencies, the City of Round Rock will continue to fund the Round Rock Area Serving Center/Volunteer Center with \$35,000 in 2019 General Fund Social Service funds that will help pay for the Volunteer Center Coordinator salary. The Volunteer Coordinator not only supplies volunteers and manages volunteers' opportunities but also continues to coordinate and host the Williamson County Monthly Networking Meetings. These meetings are held the first Tuesday of every month at the Alan R. Baca Senior Center. At this monthly networking meeting, nonprofit and social service agencies come together to network, promote events and listen to guest speakers. Up to 30 agencies attend the monthly meetings and have access the groups list serv and be able to share information on the upcoming events, public hearing and fundraisers. Collaboration and coordination between agencies is important to ensure that the needs in the community are being addressed.

As noted above, the City CDBG staff also attend the monthly Williamson County Nonprofit Networking meetings the first Tuesday of every month at the Alan R. Baca Senior Center and attends the Round Rock Housing Authority (RRHA) monthly board meetings as well as meets regularly with the RRHA staff.

Discussion:

The City of Round Rock, Office of Community Development is responsible for the administration of the City's programs funded with CDBG funds. This office has the primary responsibility for managing and implementing the City's affordable housing and infrastructure program, the Consolidated and Annual

Plans and related documents.

The City of Round Rock has developed a monitoring system to ensure that the activities carried out in the Plan are done so in a timely manner in accordance with the federal monitoring requirements of [24 CFR 570.501 (v)] and [24 CFR 85.40] and all other applicable laws, regulations, policies and sound management and accounting practices.

Sub-recipients are monitored to ensure that they have implemented and administered their CDBG funded activities according to applicable federal requirements. Particular attention is paid to compliance with management systems, procurement practices and compliance with civil rights requirements.

When applicable, sub-recipients are required to submit copies of paid receipts, timesheets, income documentation, client data and self-certification forms with their monthly requests. This information is used to determine the number of unduplicated beneficiaries. Monthly reports are submitted by each sub-recipient enabling staff to monitor the progress of each activity, provide technical assistance or consultation when needed and to ensure that all objectives are met.

The City of Round Rock conducts monitoring of sub-recipients every program year during the summer. Particular attention is paid to compliance with eligibility and national objective requirements. The HUD monitoring checklist is used during these on-site monitoring visits. The monitoring visits are conducted by the CDBG Program Coordinator. Technical assistance is provided for sub-recipients at the beginning of the program year and anytime during the program year upon request.

Throughout the year, staff conducts mini desk reviews of all sub-recipients. Sub-recipients are required to submit monthly progress reports and reimbursement requests by the 15th of every month. This allows the City to monitor the sub-recipient's progress and spending on a monthly basis.

The City of Round Rock Office of Community Development maintains an open door policy for all agencies and frequent unofficial visits are made at participating agencies throughout the year.

Program Specific Requirements

AP-90 Program Specific Requirements – 91.220(l)(1,2,4)

Introduction:

Community Development Block Grant Program (CDBG)

Reference 24 CFR 91.220(l)(1)

Projects planned with all CDBG funds expected to be available during the year are identified in the Projects Table. The following identifies program income that is available for use that is included in projects to be carried out.

1. The total amount of program income that will have been received before the start of the next program year and that has not yet been reprogrammed	0
2. The amount of proceeds from section 108 loan guarantees that will be used during the year to address the priority needs and specific objectives identified in the grantee's strategic plan.	0
3. The amount of surplus funds from urban renewal settlements	0
4. The amount of any grant funds returned to the line of credit for which the planned use has not been included in a prior statement or plan	0
5. The amount of income from float-funded activities	0
Total Program Income:	0

Other CDBG Requirements

1. The amount of urgent need activities	0
2. The estimated percentage of CDBG funds that will be used for activities that benefit persons of low- and moderate-income. Overall Benefit - A consecutive period of one, two or three years may be used to determine that a minimum overall benefit of 70% of CDBG funds is used to benefit persons of low- and moderate-income. Specify the years covered that include this Annual Action Plan.	100.00%

APPENDIX A.

CONSOLIDATED PLAN: PUBLIC AND STAKEHOLDER CONSULTATION

APPENDIX A.

Consolidated Plan: Public and Stakeholder Consultation

Public consultation for the development of the City of Round Rock 2019-2023 Five-year Consolidated Plan included a community meeting, a stakeholder survey, staff interviews, resident and stakeholder focus groups, and a public hearing during the 30-day public comment period. In addition, the Consolidated Plan incorporates extensive community engagement gathered through the 2018/2019 Regional Analysis of Impediments to Fair Housing Choice.

This section summarizes the results of the engagement efforts conducted specifically for the Consolidated Plan. Findings from all community engagement efforts are also incorporated throughout the Market Analysis and Needs Assessment sections of the Con Plan and were considered in the development of the Strategic Plan and Action Plan.

Input from Community Meeting and Public Hearings

A region-wide community meeting was held at Round Rock's Baca Center on March 9, 2019. For the consolidated plan, residents who attended the meeting were provided a map of the city and asked "I wish this was..." or "I wish I could..."

The top answers from residents during this meeting were:

1. Affordable senior housing (citywide)
2. New Sidewalks/ADA improvements (citywide)
3. Better Lighting in neighborhoods
4. Minor home repair
5. More Public Services

The first public hearing occurred on March 14, 2019 in front of Round Rock City Council. This public hearing provided residents and stakeholders with an introduction to the Consolidated Planning process and preliminary results. Public comments were also accepted during this hearing. Public comments received during the first public hearing included general support for the CDBG program and appreciation for past accomplishments. There was also a request to support housing for people recovering from substance addiction through the Oxford Housing organization.

Residents also provided the following comments by email after the hearing.

One resident commented on how they would prioritize CDBG-funded projects:

- **Housing repairs.** Rehabilitate housing beyond what Habitat for Humanity can do to include older and blighted homes that are not insured.
- **Sidewalks.** Continue to infill sidewalks, especially along pedestrian-unfriendly roads like Mays and Hwy 79.
- **Public improvements for safety.** Sidewalks and streetlights are natural allies and improve everyone's safety.
- **Public facility improvements.** The shade structure and lights for the Veterans Park basketball court are helpful improvements. Continue to add features like shade structures and lighting to other playgrounds.
- **Expand public Wi-Fi.** Starting with the neighborhoods served by Bluebonnet Elementary, Robertson Elementary, Berkman Elementary, and Voigt Elementary. According to RRISD data, these four schools consistently serve the most economically disadvantage families and those are the people least likely to be able to afford commercial internet service.

Another resident commented on behalf of a local nonprofit, SAIVA, and the need for inclusion. They emphasized the need for inclusion of diverse populations for the successful longevity of the community. This resident identified the most important needs in Round Rock as access to transportation, more resources and services for seniors and the elderly, alternative housing models like intergenerational living, and more funding for nonprofits that provide these types of services.

The second public hearing will be held during the public comment period on June 27 in front of Round Rock City Council. Additional public comments to be added after the public comment period.

Findings from Resident Engagement

This section presents the findings from the resident focus group with public housing residents and a pop-up engagement with seniors that were conducted for the Consolidated Plan. These findings were used in the development of five-year goals, priorities and projects; were measured against the proposed PY2019 Action Plan; and will be considered in future action plans.

Community development needs. During the resident engagement, participants were asked to explain their current community development needs.

For seniors and elderly residents, overwhelmingly there was a need for more community centers like the Baca Center. They felt that the community center was a vital component to their quality of life. It is important to these residents to feel connected to people and the community center provides that plus group activities. One resident described her experience: *"I can't say enough about how much I enjoy and rely on the Baca Center. I get here every day at 9 a.m. and leave around 4 p.m. I look forward to socializing with my friends and attending many of the classes."*

There is also a need for better access to public transportation. As these residents age, they need reliable transportation to access important services like the community center, doctor appointments, and grocery stores. Elderly residents also identified a need for facility improvements, such as adding an awning between the Baca bus stop and the entrance to Baca to block any inclement weather, such as harsh sun and rain.

In the focus group with residents who live in publicly supported housing, inadequate access to reliable public transportation was also identified as an unmet community development need in Round Rock. For those who do not own a car, access to public transportation is a large barrier. Inconsistent bus schedules are believed to be the main reason why those without cars sometimes opt to walk to work rather than ride the bus.

Housing needs. During the resident engagement, participants were asked to explain their current housing needs.

For seniors and elderly residents, overwhelmingly there was a need for affordable housing options, either rentals, new for sale homes, or renovations to existing homes, that meets their evolving needs. Overall, there is a lack of affordable housing stock for seniors and elderly residents:

- Many senior citizens are living with their children or other family members as they cannot afford to live in Round Rock on their own.
- Retired residents are looking to downsize and find housing that fits their evolving physical needs (e.g. a ramp or bathroom modifications). It is challenging for residents to find this type of housing in general, let alone at an affordable rate.
- Retirement facilities with extended services are unaffordable.
- It is a long, arduous process to apply for available affordable housing, adding additional barriers for this population.

One resident described her experience with housing: *"I've lived in my home for 60 years. I love my home. My husband died 20 years ago, and I have lived on my own ever since. My problem though is my bathroom. It is hard for me to use it and I am constantly scared that I am going to hurt myself and there won't be anyone there to help me."*

Residents from the publicly supported housing focus group had different housing needs than the seniors and elderly residents. Many of these participants felt that the barriers to obtaining affordable housing were the long waitlists and lack of affordable housing stock. Residents also expressed a desire for more housing services, such as community-based events, amenities and activities for seniors, and better access to healthcare. One resident described this need: *“Residents are always looking for opportunities to get together and connect with each other. Sometimes it’s easy to stay in your house and not get outside and socialize. More opportunities to socialize with one another, such as a picnic or community garden, would be such a wonderful addition to our community.”*

Findings from Stakeholder Focus Groups and Survey

This section presents the findings from the focus groups and survey that were conducted for the Consolidated Plan. These findings were used in the development of five-year goals, priorities and projects; were measured against the proposed PY2019 Action Plan; and will be considered in future action plans.

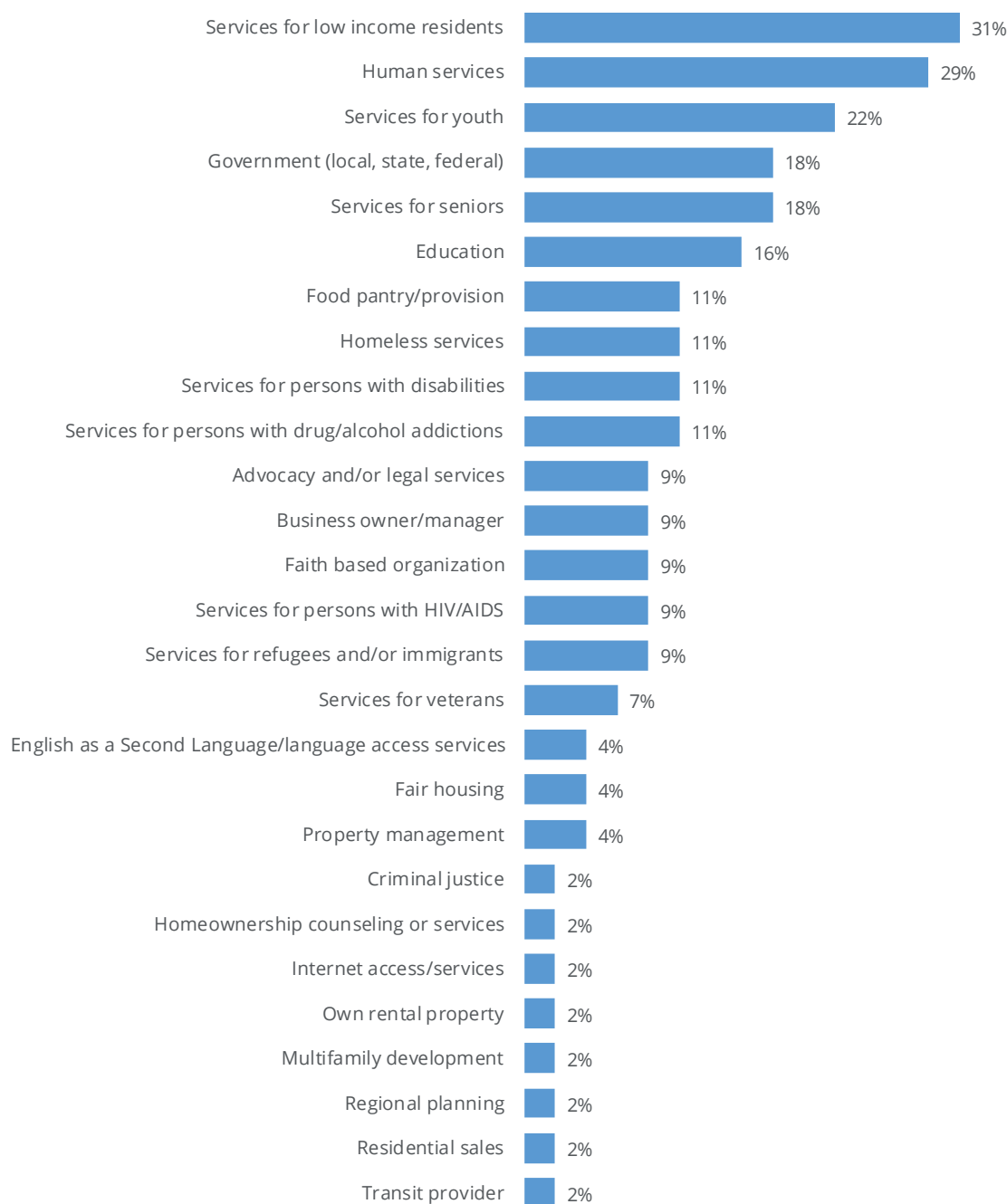
Industry/organization and demographics of respondents

Stakeholder Focus Groups. Two stakeholder focus group were held on March 13, 2019. The first focus group was held with city staff and included representatives from the following departments: Fire, Code Enforcement, Community Development, Planning, Parks and Recreation, Police, and Utilities. The second focus group was held with nonprofit leaders serving the following populations and/or organizations:

- | | |
|-------------------------------|-------------------|
| ■ Health insurance and access | ■ Elderly |
| ■ Prenatal and women’s health | ■ Asian Americans |
| ■ Habitat for Humanity | ■ Prison rights |
| ■ Youth substance abuse | ■ Foster care |
| ■ Domestic violence | ■ Mental illness |

Stakeholder Survey. Forty-six stakeholders, representing a wide range of industries and clients, responded to the online survey between February and May 2019. Figure A-1 presents the types of industries and organizations represented by stakeholder respondents. The greatest proportions of respondents provide services to low income residents and persons with disabilities. Respondents represent the public, private, and nonprofit sectors.

Figure A-1.
Type of Industry/Organization Represented by Stakeholder Respondents



Note: n=45. Numbers add to greater than 100 percent due to multiple responses.

Source: Round Rock Consolidated Plan Stakeholder Survey 2019.

Community development needs. The first section of the survey asked stakeholders about their perception of community development needs. This portion of the survey focused on issues related to public services and economic development needs in

the community. Housing/homelessness needs and needs related to institutional capacity are discussed later in this section.

The greatest public service and economic development needs in Round Rock identified in the survey and in stakeholder focus groups are related to transportation, health care, support services, help for non-profits, and youth activities.

Greatest unmet community development needs in Round Rock. Figure A-2 shows stakeholder perspectives on the greatest unmet community development needs in the city. The top five responses across all categories were:

- Access to reliable and affordable public transportation for all Round Rock neighborhoods (90%);
- Mental health services (35%);
- Support services for low income residents (35%);
- Help for nonprofits—identifying loan/grant opportunities (30%); and
- Youth activities (30%).

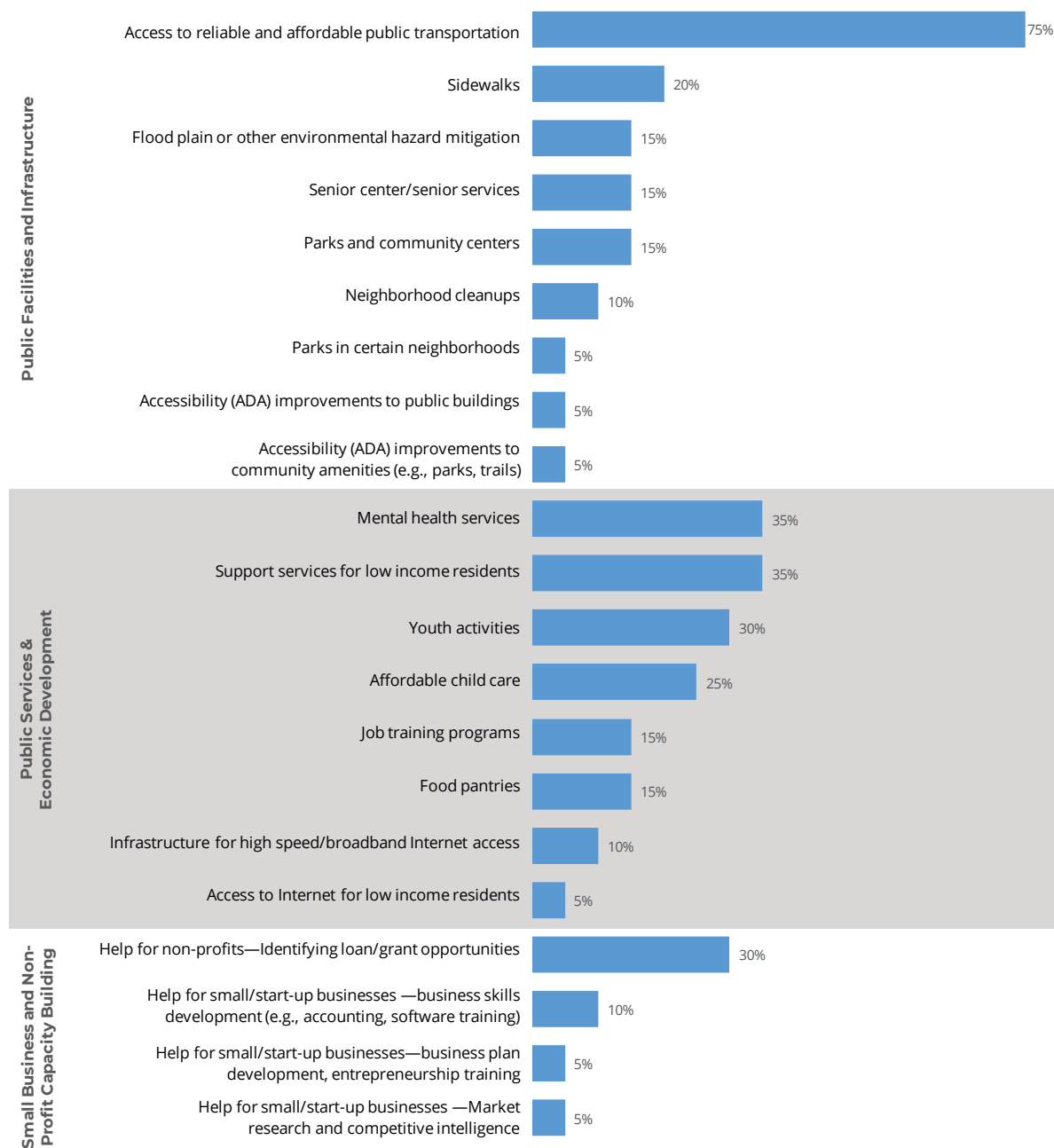
The most common unmet needs related to small business and nonprofit capacity were assistance identifying loan/grant opportunities and business skills development.

Identified needs related to public facilities and infrastructure were sidewalks and flood plain or other environmental hazard mitigation.

Of those who indicated that support services for low income residents is an unmet need, respondents most frequently specified transportation as the support service needed.

One stakeholder noted a need for *"bus routes that connect people to community services such as WIC, health dept., food pantries, and other resources north of 79."*

Figure A-2.
Greatest unmet community development needs in Round Rock



Note: n=20. Numbers add to greater than 100 percent due to multiple responses.

Source: Round Rock Consolidated Plan Stakeholder Survey 2019.

Figure A-3 shows how stakeholders rank the perceived greatest unmet needs by urgency of the needs. Urgent needs align, for the most part, with the greatest unmet needs, as shown in Figure A-3.

Figure A-3.
Most urgent unmet
community
development needs
in Round Rock

Note:
n=19.

Source:
Round Rock Consolidated Plan
Stakeholder Survey 2019.

Top Five Most Urgent Community Development Needs	
1	Access to efficient and reliable public transportation for all Round Rock neighborhoods
2	Support services for low income residents
3	Mental health services
4	Youth activities
5	Help for non-profits in identifying loan/grant opportunities

Stakeholders indicated that these urgent community development needs are most prevalent in low-income and immigrant communities. Specific neighborhoods and areas that were most frequently identified include old Round Rock downtown, 35 East to AW Grimes, and older neighborhoods on the outskirts of the city.

In focus groups, stakeholders highlighted the lack of quality and reliable transportation, language barriers, lack of education and understanding of need, lack of substance abuse facilities in the County, and low access to health clinics as the most urgent unmet community development needs.

“Another recreation/community center, like Clay Madison and Baca Center, on the other side of town would be a great addition to the city, especially as the city continues to grow. Due to time and transportation constraints, many who live on the north side don’t commute to the south side.”

What challenges do stakeholders perceive or have experienced with the City’s community development programs? Stakeholders provided insight into challenges of the City’s community development programs, including a need for more recreational facilities, city growth outpacing services expansion, high childcare costs, and lack of funding.

What’s working best in the community development programs? Stakeholders identified areas in community development that are currently working well, including, investing in parks, services for school-aged children, and existing community facilities.

Housing and Homeless Needs. Stakeholders also provided perspective on housing needs in Round Rock, including services needed for people experiencing homelessness.

The greatest housing and homelessness needs identified in the survey and in stakeholder interviews are related to availability; affordability; homeownership opportunities; housing

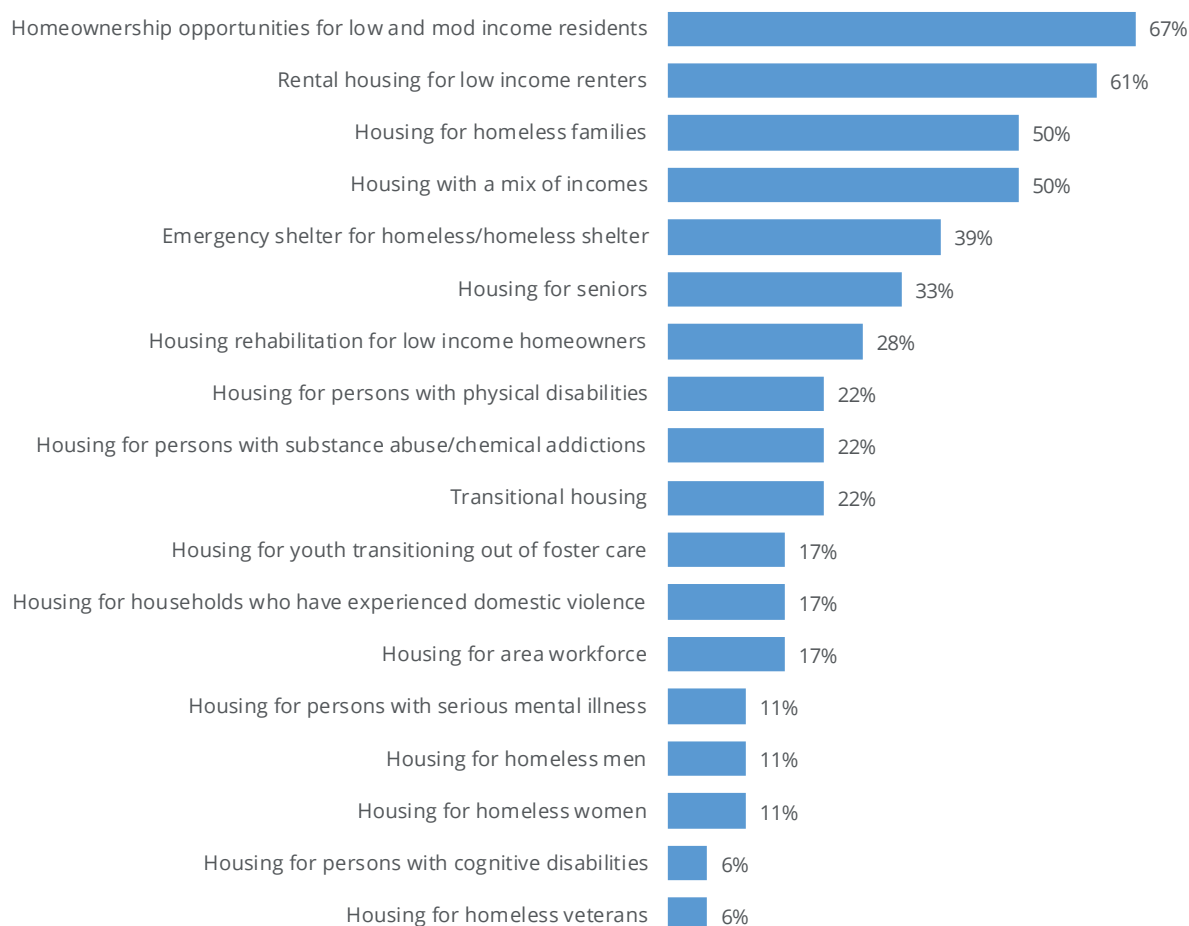
and emergency shelters for people experiencing homelessness; and housing for people with special needs.

Most significant changes that have occurred in the Round Rock housing market during the past one to five years. Stakeholders most frequently identify increasing housing costs, population growth, and land costs as the most significant changes in the Round Rock housing market over the past five years. Taxes and the lack of transportation options within the growing urban area were also key concerns.

Stakeholders indicated that low-income residents, especially low-income families with children and low-income seniors, are amongst the resident groups that have been most affected by these changes in the Round Rock housing market.

Greatest unmet housing needs in Round Rock. As shown in Figure A-4, stakeholders identify homeownership opportunities for low and moderate income residents (67%), rental housing for low income renters (61%), housing for homeless families (50%), housing with a mix of incomes (50%), and emergency shelter for homeless/homeless shelter (39%) as the top five greatest unmet housing needs in Round Rock.

Figure A-4.
Greatest unmet housing needs in Round Rock



Note: n=18. Numbers add to greater than 100 percent due to multiple responses.

Source: Round Rock Consolidated Plan Stakeholder Survey 2019.

Stakeholder focus groups concurred that housing for residents with the lowest incomes and for those experiencing homelessness are two of the greatest unmet housing needs in Round Rock. Access to quality, affordable housing from emergency to permanent housing is a concern and important for the city of Round Rock to address:

"We recognize that affordable housing across the spectrum from emergency to transitional to permanent housing, is critical to long-term quality care for the people we serve. We should consider all of these as equally important to fully move people from homeless to homeowners."

Stakeholders who work with residents experiencing homelessness emphasized that the lack of resources and shelters in Round Rock are amongst the biggest challenges for this population. The lack of knowledge around how many people are currently experiencing homelessness in Round Rock is also a large issue:

“Homelessness is a bigger problem than people want to admit in Round Rock and people in need are coming to Round Rock from Austin and Georgetown.”

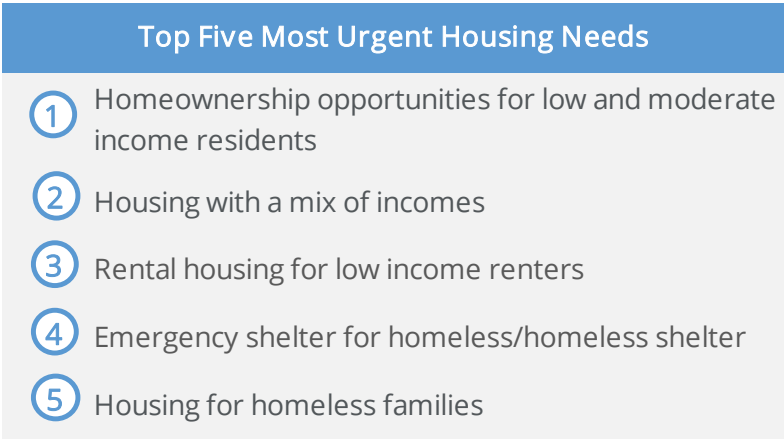
As homelessness grows in Austin and safety continues to be a concern, some people experiencing homelessness in Austin are migrating to Round Rock. Many of the current individuals experiencing homelessness are not locals. While there is no current point in time count for Round Rock, stakeholders estimated that between 20 to 30 people are currently living on the streets.

Figure A-5 shows how stakeholders rank the perceived greatest unmet needs by urgency of the needs. Stakeholders perception of *urgent* needs generally aligns with perception of *greatest* need.

Figure A-5.
Most urgent housing needs in Round Rock

Note:
n=18.

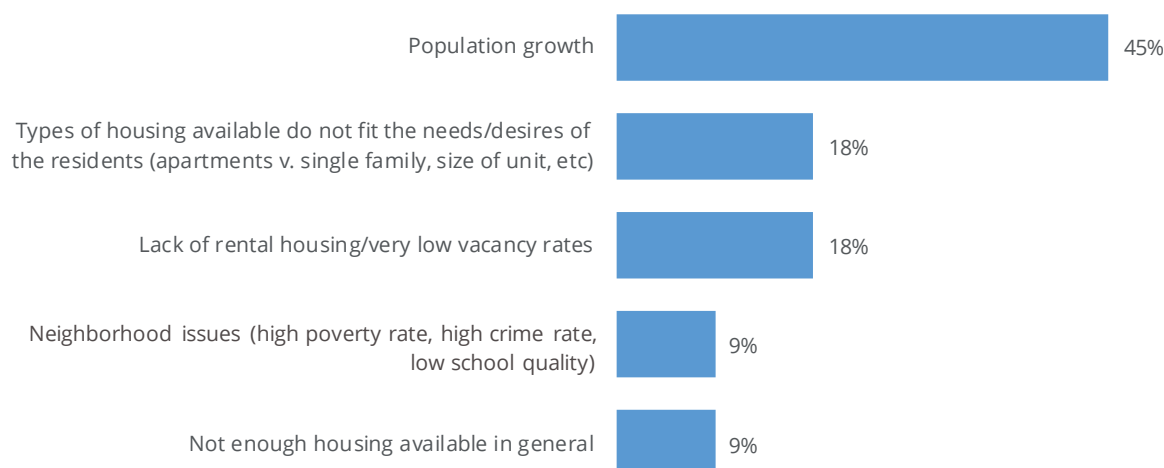
Source:
Round Rock Consolidated Plan
Stakeholder Survey 2019.



Stakeholders who work with residents experiencing homelessness identified people with disabilities, people with severe mental illness, and seniors as the most vulnerable groups of people within the population experiencing homelessness.

The single most significant housing challenge in Round Rock. As shown below in Figure A-6, stakeholders identified the single most significant housing challenge in Round Rock as population growth. Eighteen percent indicated that the types of housing available do not fit the needs/desires of the residents.

Figure A-6
Most important issue concerning the availability of quality housing



Note: n=11.

Source: Round Rock Consolidated Plan Stakeholder Survey 2019.

In focus groups, stakeholders strongly agreed that the availability and affordability of housing in general are the most important issues concerning quality housing in Round Rock. Growth concerns from limited housing supply to the movement of persons experiencing homelessness to Round Rock was brought up many times in the focus group. One stakeholder felt that economic development was growing at faster rate in Round Rock than the housing market had capacity for.

Increasing the effectiveness of Round Rock’s housing programs. Stakeholders provided a range of suggested strategies for how the City can increase the effectiveness of its housing programs. Stakeholders overwhelmingly advise the City to maintain, create, grow, and support affordable housing options. Other key stakeholder suggestions included efforts that increase funding for housing and that allow for collaboration with the private sector.

■ **Increase affordable housing:**

- *“The city needs to think about low income and fixed income community members. We do not want to push long term round rock residents out because of affordability as it is happening in Austin.”*
- *“Government needs to invest more into affordable housing options for low-income individuals and the working poor, provide homeless shelter, emergency and transitional services.”*
- *“Appreciate the forward-thinking planning for the unrelenting growth in Round Rock—ensuring families of all abilities and income status may be welcomed with access to sustainable housing options.”*

■ **Increase funding and incentivize development of affordable housing:**

- *“Require future building to include a percentage of low income housing.”*
- *“Discard the mindset that enables developers to only develop land that will maximize their profits the most by building tightly-congested neighborhoods with as many houses as they can squeeze onto a lot vs. mixed-income housing or rental properties. Low-income individuals who work in Round Rock should have a fighting chance to live in Round Rock.”*
- *“Require every developer to set aside/purchase lots on which workforce housing can be built -- rental and home ownership.”*
- *“Incentivize investment in affordable housing by the private sector.”*

Resources most needed to help people end their experience with homelessness. Not surprisingly, providers of homeless housing and/or services strongly emphasize the need for truly affordable housing. They also identify the need for specific supportive services and a variety of housing options.

■ **Affordable and Supportive Housing:**

- *“Transitional housing to allow other wrap around services (employment, primary care, mental health care, etc.) to effectively serve and individual or family as the long-term plan for sustainability in the community is developed and implemented.”*
- *“Have homeless shelter for men and families*
- *“Our homeless population need housing. They need safe shelters and services to help guide them through the processes.”*
- *“Land on which to build homes/units.”*

In the focus groups, stakeholders described the most needed resources for people experiencing homelessness as: transitional housing, emergency housing (particularly during flooding), and wrap around services, particularly with mental health care.

Expected outcomes of a successful allocation of HUD block grant funds to address housing and community development needs in Round Rock. As shown in Figure A-7, there are a wide variety of outcomes stakeholders would expect to see if the City is successful in directing HUD block grant funds to address the housing and community development needs in Round Rock. Three in five stakeholders (64%) identify that they would expect to see more affordable rental housing as an outcome. One-third of respondents (36%) would expect to see an increased number of Section 8 vouchers or rental subsidies. Another third of stakeholders (36%) would expect to see permanent housing and programs to assist persons who are homeless.

**Figure A-7.
Expected
outcomes of
successful
allocation of
HUD block
grant funds**

Note:

n=22. Numbers add to greater than 100 percent due to multiple responses.

Source:

Round Rock Consolidated Plan Stakeholder Survey 2019.

Outcome	Percent
More affordable rental housing	64%
Increased number of Section 8 vouchers or rental subsidies	36%
Permanent housing and programs to assist persons who are homeless	36%
Housing for specific types of residents	27%
A job training center or enhanced job training programs	27%
Mental health care services	27%
Shelters to assist persons who are homeless	27%
More opportunities for homeownership	23%
Seniors able to live independently/less seniors leaving their homes to live in nursing homes	18%
Rehabilitation to owner occupied housing	18%
A community center or improvements to a community center	14%
Energy efficiency improvements to existing housing to reduce utility costs	14%
Opportunities for business to start up/expand/locate here	14%
Housing options for seniors to downsize	14%
Streets and sidewalk improvements, including features that make them more accessible to persons with disabilities	14%
Additional and higher quality child care centers	9%
A library or improvements to the library	9%
Housing that is accessible to persons with disabilities	9%
Persons with disabilities able to live independently	9%
A senior center or improvements to the senior center	9%
Trainings and technical assistance to area nonprofits	5%
Rehabilitation to rental housing	5%
Recreation opportunities for youth and other special populations	5%

Stakeholders provide additional detail regarding the outcomes identified in Figure A-7.

- *"Collaborations between partners offering housing assistance along with the supports (healthcare, transportation, medications, healthy food resources, skills training, etc.) that will sustain individuals in the community."*
- *"Significant support for victims of Family Violence and Sexual Assault."*
- *"Community Health Workers trained to assist families struggling with homelessness, unemployment, lack of insurance, mental health and substance use disorders. TA for nonprofits so that there is an integrated system of care that combines physical needs with behavioral health needs."*

Non-profit capacity and organizational needs. The stakeholder survey and focus groups also included questions to help identify gaps in the institutional delivery system and the capacity and organizational needs of providers.

Key observations and suggestions are related to efforts that build affordable housing, support existing nonprofits and service providers, create wrap around services, and services and housing to support people with special needs.

Devoting resources to address capacity and organizational needs.

Stakeholders were asked what they would do if they had additional funds to address capacity and organization needs. Of stakeholders who contributed suggestions for capacity and organizational needs, they would devote funds to efforts that build affordable housing, support existing nonprofits and service providers, create wrap around services, and services and housing to support people with special needs.

■ **Affordable housing:**

- *“Increase voucher inventory. Attach quality, affordable/subsidized childcare to housing complexes.”*
- *“I would add affordable housing across the board instead of building high end everywhere.”*
- *“Purchase land on which to build multi-family and single-family units.”*

■ **Support existing nonprofits and other service providers:**

- *“Offer a low cost or free building that houses several organizations. Make the office a ‘one stop’ shop for intakes and referrals, classes, and small group meetings.”*
- *“Collaborate with the Williamson County and Cities Health District to offer capacity building for local social service agencies.”*
- *“I will first engage with the organization serving the population listed above to receive their input in what is needed and then work together as partners to develop strategies that will serve Round Rock residents.”*
- *“ARCIL Inc. provides services to any person with any disability. If we had more to do what we do; we would be able to hire more counselors to assist more people with disabilities with their need for housing.”*

■ **Create wrap around services:**

- *“Add transitional housing and transportation options for adults, transition-age youths and families with the necessary wrap around services to support these individuals' success in their chosen community.”*

- *“The available outreach programs and support for seniors who live alone is not adequate. Senior centers in other areas where I have lived offer a lot more services than the center in Round Rock (free tax preparation assistance, Medicaid/Medicare seminars, vetted service providers for small home repairs or needs, legal counseling, installing personal emergency response buttons for people at risk of falling at home, senior driving education programs, periodic free or reduced-cost vaccinations, etc.).”*

■ **Services and housing to support people with special needs:**

- *“Provide funding for the expansion of services for victims of Family Violence and Sexual Assault.”*
- *“Encourage [the City] to find locations that have vacant stores or buildings that could be renovated and utilized as shelters.”*
- *“Provide shelters and transitional housing.”*

Stakeholders in focus groups concurred that the City should continue to build on its efforts to collaborate with nonprofits and other organizations and elevate resources but heavily emphasized prevention and more grant opportunities for poverty and homelessness prevention. If additional funds to address capacity and organization needs were provided, these stakeholders would focus on expanding transportation access, building a new community center (similar to the Baca Center), and better access to health care.

Other programs and policies the city could employ to better address housing and community development needs.

Stakeholders provide a number of recommendations for additional programs and policies that the city could employ.

- *“Oxford House model for transitional housing.”*
- *“EmploymentFirst model for employment to ensure individuals may afford and sustain housing costs.”*
- *“Austin's Community First! Village”*
- *“The nonprofits in Round Rock are very strong and have a plethora of services available to the community. Increasing the sharing of Aunt Bertha (a national database of free or low-cost services) on more local websites.”*
- *“More government investment; non-profits can be the only safety net -- the government needs to do more.”*
- *“The Georgetown Health Foundation provides outstanding training for local social service agencies. They have done in-depth analysis of the social determinants of*

community wellbeing and followed up with an action plan to address disparities. It's an outstanding model."

APPENDIX B.

AFFORDABLE HOUSING INVENTORY

APPENDIX B.

Affordable Housing Inventory

Figure B-1.
Affordable Housing Units in Round Rock

Property Name	Bedrooms Types	Communities Served	A	B	C	D	Total Units	Funding
Apple Creek Apartments	1,2	Income Level A, B, C, D Income Level A, B (Tenant Based);	X	X	X	X	176	AHDP/AHP
Bluffs Landing Senior Village	1,2	Income Restricted (Max of \$34,200/year); Section 8 Voucher; Elderly.	X	X			143	Section 8; LIHTC
Chisholm Trail	1,2,3	Income Level A, B, C (Tenant Based); Income Restricted Housing Project	X	X	X		50	Project-Based Section 8
Cushing Center	1,2	Income Level A (Tenant Based); Income Restricted; Public Housing	X				30	Public Housing
Henna Townhomes	3,4	Income Level A, B (Tenant Based); Income Restricted; Section 8 Voucher	X	X			160	LIHTC; Section 8 Voucher
Lance Haven	1,2,3	Income Level A (Tenant Based); Income Restricted; Public Housing	X				30	Public Housing
Red Hills Villas	1,2,3	Income Level A, B (Tenant Based); Income Restricted; Section 8 Voucher	X	X			168	LIHTC; Section 8 Voucher
Round Rock Oak Grove	1,2	Income Restricted; Section 8 Voucher				X	24	
Round Rock Village Oak Apartments	2	Income Level D Income Level A, B; Section 8 Voucher	X	X			23	USDA Rural Development; Section 8 Voucher
Trinity Place	Studio, 1	Income Level A (Tenant Based); Income Restricted; Section 8 Voucher; Elderly; Disabled	X				68	Section 8 Voucher; HUD Section 202
Waters at Sunrise	1,2,3,4	Income Level A, B (Tenant Based); Income Restricted; Section 8	X	X			300	LIHTC
Total			10	7	2	2	1,172	

Note: Level A = 50% AMI; Level B = 50% to 60% AMI; Level C = 60% to 80% AMI; and Level D = 80% to 100% AMI.

Source: Austin Tenants Council's Guide to Affordable Housing in the Greater Austin Area, 15th Edition.

CERTIFICATIONS

SF 424

SF424-D

NON-STATE CERTIFICATIONS

PROOF OF PUBLICATION FOR PUBLIC HEARING AND
NOTIFICATION OF SURROUNDING COMMUNITIES

Application for Federal Assistance SF-424

*** 1. Type of Submission:**

- ☐ Preapplication
☒ Application
☐ Changed/Corrected Application

*** 2. Type of Application:**

- ☒ New
☐ Continuation
☐ Revision

*** If Revision, select appropriate letter(s):**

*** Other (Specify):**

*** 3. Date Received:**

07/25/2019

4. Applicant Identifier:

5a. Federal Entity Identifier:

TX 484674

5b. Federal Award Identifier:

BC18MC480514

State Use Only:

6. Date Received by State:

7. State Application Identifier:

8. APPLICANT INFORMATION:

*** a. Legal Name:**

City of Round Rock

*** b. Employer/Taxpayer Identification Number (EIN/TIN):**

74-6017485

*** c. Organizational DUNS:**

1027407920000

d. Address:

*** Street1:**

221 East Main Street

Street2:

*** City:**

Round Rock

County/Parish:

Williamson

*** State:**

TX: Texas

Province:

*** Country:**

USA: UNITED STATES

*** Zip / Postal Code:**

78664

e. Organizational Unit:

Department Name:

Planning & Development Service

Division Name:

Community Development

f. Name and contact information of person to be contacted on matters involving this application:

Prefix:

Mrs.

*** First Name:**

Elizabeth

Middle Name:

G.

*** Last Name:**

Alvarado

Suffix:

Title:

CDBG Coordinator

Organizational Affiliation:

*** Telephone Number:**

512-341-3328

Fax Number:

*** Email:**

ealvarado@roundrocktexas.gov

Application for Federal Assistance SF-424

* 9. Type of Applicant 1: Select Applicant Type:

C: City or Township Government

Type of Applicant 2: Select Applicant Type:

Type of Applicant 3: Select Applicant Type:

* Other (specify):

* 10. Name of Federal Agency:

U.S. Department of Housing and Urban Development

11. Catalog of Federal Domestic Assistance Number:

14.218

CFDA Title:

Community Development Block Grant Program for Entitlement Communities

* 12. Funding Opportunity Number:

* Title:

13. Competition Identification Number:

Title:

14. Areas Affected by Project (Cities, Counties, States, etc.):

Add Attachment

Delete Attachment

View Attachment

* 15. Descriptive Title of Applicant's Project:

FY 2019-2020 CDBG Annual Action Plan

Attach supporting documents as specified in agency instructions.

Add Attachments

Delete Attachments

View Attachments

Application for Federal Assistance SF-424**16. Congressional Districts Of:**

* a. Applicant

31st

* b. Program/Project

31st

Attach an additional list of Program/Project Congressional Districts if needed.

Add Attachment

Delete Attachment

View Attachment

17. Proposed Project:

* a. Start Date:

10/10/2019

* b. End Date:

09/30/2020

18. Estimated Funding (\$):

* a. Federal

686,770.00

* b. Applicant

* c. State

* d. Local

* e. Other

* f. Program Income

* g. TOTAL

686,770.00

*** 19. Is Application Subject to Review By State Under Executive Order 12372 Process?**☐ a. This application was made available to the State under the Executive Order 12372 Process for review on☐ b. Program is subject to E.O. 12372 but has not been selected by the State for review.☒ c. Program is not covered by E.O. 12372.*** 20. Is the Applicant Delinquent On Any Federal Debt? (If "Yes," provide explanation in attachment.)**☐ Yes☒ No

If "Yes", provide explanation and attach

Add Attachment

Delete Attachment

View Attachment

21. *By signing this application, I certify (1) to the statements contained in the list of certifications and (2) that the statements herein are true, complete and accurate to the best of my knowledge. I also provide the required assurances** and agree to comply with any resulting terms if I accept an award. I am aware that any false, fictitious, or fraudulent statements or claims may subject me to criminal, civil, or administrative penalties. (U.S. Code, Title 218, Section 1001)**

☒ ** I AGREE

** The list of certifications and assurances, or an internet site where you may obtain this list, is contained in the announcement or agency specific instructions.

Authorized Representative:

Prefix:

Mr.

* First Name:

Craig

Middle Name:

* Last Name:

Morgan

Suffix:

* Title:

Mayor

* Telephone Number:

512-218-5410

Fax Number:

512-218-7097

* Email:

craigmorgan@roundrocktexas.gov

* Signature of Authorized Representative:

* Date Signed:

ASSURANCES - CONSTRUCTION PROGRAMS

OMB Number: 4040-0009
Expiration Date: 02/28/2022

Public reporting burden for this collection of information is estimated to average 15 minutes per response, including time for reviewing instructions, searching existing data sources, gathering and maintaining the data needed, and completing and reviewing the collection of information. Send comments regarding the burden estimate or any other aspect of this collection of information, including suggestions for reducing this burden, to the Office of Management and Budget, Paperwork Reduction Project (0348-0042), Washington, DC 20503.



PLEASE DO NOT RETURN YOUR COMPLETED FORM TO THE OFFICE OF MANAGEMENT AND BUDGET. SEND IT TO THE ADDRESS PROVIDED BY THE SPONSORING AGENCY.

NOTE: Certain of these assurances may not be applicable to your project or program. If you have questions, please contact the Awarding Agency. Further, certain Federal assistance awarding agencies may require applicants to certify to additional assurances. If such is the case, you will be notified.

As the duly authorized representative of the applicant, I certify that the applicant:

1. Has the legal authority to apply for Federal assistance, and the institutional, managerial and financial capability (including funds sufficient to pay the non-Federal share of project costs) to ensure proper planning, management and completion of project described in this application.
2. Will give the awarding agency, the Comptroller General of the United States and, if appropriate, the State, the right to examine all records, books, papers, or documents related to the assistance; and will establish a proper accounting system in accordance with generally accepted accounting standards or agency directives.
3. Will not dispose of, modify the use of, or change the terms of the real property title or other interest in the site and facilities without permission and instructions from the awarding agency. Will record the Federal awarding agency directives and will include a covenant in the title of real property acquired in whole or in part with Federal assistance funds to assure non-discrimination during the useful life of the project.
4. Will comply with the requirements of the assistance awarding agency with regard to the drafting, review and approval of construction plans and specifications.
5. Will provide and maintain competent and adequate engineering supervision at the construction site to ensure that the complete work conforms with the approved plans and specifications and will furnish progressive reports and such other information as may be required by the assistance awarding agency or State.
6. Will initiate and complete the work within the applicable time frame after receipt of approval of the awarding agency.
7. Will establish safeguards to prohibit employees from using their positions for a purpose that constitutes or presents the appearance of personal or organizational conflict of interest, or personal gain.
8. Will comply with the Intergovernmental Personnel Act of 1970 (42 U.S.C. §§4728-4763) relating to prescribed standards of merit systems for programs funded under one of the 19 statutes or regulations specified in Appendix A of OPM's Standards for a Merit System of Personnel Administration (5 C.F.R. 900, Subpart F).
9. Will comply with the Lead-Based Paint Poisoning Prevention Act (42 U.S.C. §§4801 et seq.) which prohibits the use of lead-based paint in construction or rehabilitation of residence structures.
10. Will comply with all Federal statutes relating to non-discrimination. These include but are not limited to: (a) Title VI of the Civil Rights Act of 1964 (P.L. 88-352) which prohibits discrimination on the basis of race, color or national origin; (b) Title IX of the Education Amendments of 1972, as amended (20 U.S.C. §§1681 1683, and 1685-1686), which prohibits discrimination on the basis of sex; (c) Section 504 of the Rehabilitation Act of 1973, as amended (29 U.S.C. §794), which prohibits discrimination on the basis of handicaps; (d) the Age Discrimination Act of 1975, as amended (42 U.S.C. §§6101-6107), which prohibits discrimination on the basis of age; (e) the Drug Abuse Office and Treatment Act of 1972 (P.L. 92-255), as amended relating to nondiscrimination on the basis of drug abuse; (f) the Comprehensive Alcohol Abuse and Alcoholism Prevention, Treatment and Rehabilitation Act of 1970 (P.L. 91-616), as amended, relating to nondiscrimination on the basis of alcohol abuse or alcoholism; (g) §§523 and 527 of the Public Health Service Act of 1912 (42 U.S.C. §§290 dd-3 and 290 ee 3), as amended, relating to confidentiality of alcohol and drug abuse patient records; (h) Title VIII of the Civil Rights Act of 1968 (42 U.S.C. §§3601 et seq.), as amended, relating to nondiscrimination in the sale, rental or financing of housing; (i) any other nondiscrimination provisions in the specific statute(s) under which application for Federal assistance is being made; and (j) the requirements of any other nondiscrimination statute(s) which may apply to the application.

11. Will comply, or has already complied, with the requirements of Titles II and III of the Uniform Relocation Assistance and Real Property Acquisition Policies Act of 1970 (P.L. 91-646) which provide for fair and equitable treatment of persons displaced or whose property is acquired as a result of Federal and federally-assisted programs. These requirements apply to all interests in real property acquired for project purposes regardless of Federal participation in purchases.
12. Will comply with the provisions of the Hatch Act (5 U.S.C. §§1501-1508 and 7324-7328) which limit the political activities of employees whose principal employment activities are funded in whole or in part with Federal funds.
13. Will comply, as applicable, with the provisions of the Davis-Bacon Act (40 U.S.C. §§276a to 276a-7), the Copeland Act (40 U.S.C. §276c and 18 U.S.C. §874), and the Contract Work Hours and Safety Standards Act (40 U.S.C. §§327-333) regarding labor standards for federally-assisted construction subagreements.
14. Will comply with flood insurance purchase requirements of Section 102(a) of the Flood Disaster Protection Act of 1973 (P.L. 93-234) which requires recipients in a special flood hazard area to participate in the program and to purchase flood insurance if the total cost of insurable construction and acquisition is \$10,000 or more.
15. Will comply with environmental standards which may be prescribed pursuant to the following: (a) institution of environmental quality control measures under the National Environmental Policy Act of 1969 (P.L. 91-190) and Executive Order (EO) 11514; (b) notification of violating facilities pursuant to EO 11738; (c) protection of wetlands pursuant to EO 11990; (d) evaluation of flood hazards in floodplains in accordance with EO 11988; (e) assurance of project consistency with the approved State management program developed under the Coastal Zone Management Act of 1972 (16 U.S.C. §§1451 et seq.); (f) conformity of Federal actions to State (Clean Air) implementation Plans under Section 176(c) of the Clean Air Act of 1955, as amended (42 U.S.C. §§7401 et seq.); (g) protection of underground sources of drinking water under the Safe Drinking Water Act of 1974, as amended (P.L. 93-523); and, (h) protection of endangered species under the Endangered Species Act of 1973, as amended (P.L. 93-205).
16. Will comply with the Wild and Scenic Rivers Act of 1968 (16 U.S.C. §§1271 et seq.) related to protecting components or potential components of the national wild and scenic rivers system.
17. Will assist the awarding agency in assuring compliance with Section 106 of the National Historic Preservation Act of 1966, as amended (16 U.S.C. §470), EO 11593 (identification and protection of historic properties), and the Archaeological and Historic Preservation Act of 1974 (16 U.S.C. §§469a-1 et seq).
18. Will cause to be performed the required financial and compliance audits in accordance with the Single Audit Act Amendments of 1996 and OMB Circular No. A-133, "Audits of States, Local Governments, and Non-Profit Organizations."
19. Will comply with all applicable requirements of all other Federal laws, executive orders, regulations, and policies governing this program.
20. Will comply with the requirements of Section 106(g) of the Trafficking Victims Protection Act (TVPA) of 2000, as amended (22 U.S.C. 7104) which prohibits grant award recipients or a sub-recipient from (1) Engaging in severe forms of trafficking in persons during the period of time that the award is in effect (2) Procuring a commercial sex act during the period of time that the award is in effect or (3) Using forced labor in the performance of the award or subawards under the award.

SIGNATURE OF AUTHORIZED CERTIFYING OFFICIAL 	TITLE <div data-bbox="899 1352 1516 1388">Mayor</div>
APPLICANT NAME <div data-bbox="99 1499 873 1526">City of Round Rock</div>	DATE SUBMITTED 

CERTIFICATIONS

In accordance with the applicable statutes and the regulations governing the consolidated plan regulations, the jurisdiction certifies that:

Affirmatively Further Fair Housing --The jurisdiction will affirmatively further fair housing.

Uniform Relocation Act and Anti-displacement and Relocation Plan -- It will comply with the acquisition and relocation requirements of the Uniform Relocation Assistance and Real Property Acquisition Policies Act of 1970, as amended, (42 U.S.C. 4601-4655) and implementing regulations at 49 CFR Part 24. It has in effect and is following a residential anti-displacement and relocation assistance plan required under 24 CFR Part 42 in connection with any activity assisted with funding under the Community Development Block Grant or HOME programs.

Anti-Lobbying --To the best of the jurisdiction's knowledge and belief:

1. No Federal appropriated funds have been paid or will be paid, by or on behalf of it, to any person for influencing or attempting to influence an officer or employee of any agency, a Member of Congress, an officer or employee of Congress, or an employee of a Member of Congress in connection with the awarding of any Federal contract, the making of any Federal grant, the making of any Federal loan, the entering into of any cooperative agreement, and the extension, continuation, renewal, amendment, or modification of any Federal contract, grant, loan, or cooperative agreement;
2. If any funds other than Federal appropriated funds have been paid or will be paid to any person for influencing or attempting to influence an officer or employee of any agency, a Member of Congress, an officer or employee of Congress, or an employee of a Member of Congress in connection with this Federal contract, grant, loan, or cooperative agreement, it will complete and submit Standard Form-LLL, "Disclosure Form to Report Lobbying," in accordance with its instructions; and
3. It will require that the language of paragraph 1 and 2 of this anti-lobbying certification be included in the award documents for all subawards at all tiers (including subcontracts, subgrants, and contracts under grants, loans, and cooperative agreements) and that all subrecipients shall certify and disclose accordingly.

Authority of Jurisdiction --The consolidated plan is authorized under State and local law (as applicable) and the jurisdiction possesses the legal authority to carry out the programs for which it is seeking funding, in accordance with applicable HUD regulations.

Consistency with plan --The housing activities to be undertaken with Community Development Block Grant, HOME, Emergency Solutions Grant, and Housing Opportunities for Persons With AIDS funds are consistent with the strategic plan in the jurisdiction's consolidated plan.

Section 3 -- It will comply with section 3 of the Housing and Urban Development Act of 1968 (12 U.S.C. 1701u) and implementing regulations at 24 CFR Part 135.

Signature of Authorized Official

Date

MAYOR

Title

Specific Community Development Block Grant Certifications

The Entitlement Community certifies that:

Citizen Participation -- It is in full compliance and following a detailed citizen participation plan that satisfies the requirements of 24 CFR 91.105.

Community Development Plan -- Its consolidated plan identifies community development and housing needs and specifies both short-term and long-term community development objectives that have been developed in accordance with the primary objective of the CDBG program (i.e., the development of viable urban communities, by providing decent housing and expanding economic opportunities, primarily for persons of low and moderate income) and requirements of 24 CFR Parts 91 and 570.

Following a Plan -- It is following a current consolidated plan that has been approved by HUD.

Use of Funds -- It has complied with the following criteria:

1. Maximum Feasible Priority. With respect to activities expected to be assisted with CDBG funds, it has developed its Action Plan so as to give maximum feasible priority to activities which benefit low- and moderate-income families or aid in the prevention or elimination of slums or blight. The Action Plan may also include CDBG-assisted activities which the grantee certifies are designed to meet other community development needs having particular urgency because existing conditions pose a serious and immediate threat to the health or welfare of the community, and other financial resources are not available (see Optional CDBG Certification).

2. Overall Benefit. The aggregate use of CDBG funds, including Section 108 guaranteed loans, during program year(s) 2019-2020 [a period specified by the grantee of one, two, or three specific consecutive program years], shall principally benefit persons of low and moderate income in a manner that ensures that at least 70 percent of the amount is expended for activities that benefit such persons during the designated period.

3. Special Assessments. It will not attempt to recover any capital costs of public improvements assisted with CDBG funds, including Section 108 loan guaranteed funds, by assessing any amount against properties owned and occupied by persons of low and moderate income, including any fee charged or assessment made as a condition of obtaining access to such public improvements.

However, if CDBG funds are used to pay the proportion of a fee or assessment that relates to the capital costs of public improvements (assisted in part with CDBG funds) financed from other revenue sources, an assessment or charge may be made against the property with respect to the public improvements financed by a source other than CDBG funds.

In addition, in the case of properties owned and occupied by moderate-income (not low-income) families, an assessment or charge may be made against the property for public improvements financed by a source other than CDBG funds if the jurisdiction certifies that it lacks CDBG funds to cover the assessment.

Excessive Force -- It has adopted and is enforcing:

1. A policy prohibiting the use of excessive force by law enforcement agencies within its jurisdiction against any individuals engaged in non-violent civil rights demonstrations; and
2. A policy of enforcing applicable State and local laws against physically barring entrance to or exit from a facility or location which is the subject of such non-violent civil rights demonstrations within its jurisdiction.

Compliance with Anti-discrimination laws -- The grant will be conducted and administered in conformity with title VI of the Civil Rights Act of 1964 (42 U.S.C. 2000d) and the Fair Housing Act (42 U.S.C. 3601-3619) and implementing regulations.

Lead-Based Paint -- Its activities concerning lead-based paint will comply with the requirements of 24 CFR Part 35, Subparts A, B, J, K and R.

Compliance with Laws -- It will comply with applicable laws.

Signature of Authorized Official

Date

MAYOR

Title

OPTIONAL Community Development Block Grant Certification

Submit the following certification only when one or more of the activities in the action plan are designed to meet other community development needs having particular urgency as specified in 24 CFR 570.208(c):

The grantee hereby certifies that the Annual Plan includes one or more specifically identified CDBG-assisted activities which are designed to meet other community development needs having particular urgency because existing conditions pose a serious and immediate threat to the health or welfare of the community and other financial resources are not available to meet such needs.

Signature of Authorized Official

Date

MAYOR

Title

Specific HOME Certifications

The HOME participating jurisdiction certifies that:

Tenant Based Rental Assistance -- If it plans to provide tenant-based rental assistance, the tenant-based rental assistance is an essential element of its consolidated plan.

Eligible Activities and Costs -- It is using and will use HOME funds for eligible activities and costs, as described in 24 CFR §§92.205 through 92.209 and that it is not using and will not use HOME funds for prohibited activities, as described in §92.214.

Subsidy layering -- Before committing any funds to a project, it will evaluate the project in accordance with the guidelines that it adopts for this purpose and will not invest any more HOME funds in combination with other Federal assistance than is necessary to provide affordable housing;

Signature of Authorized Official

Date

MAYOR

Title

Emergency Solutions Grants Certifications

The Emergency Solutions Grants Program recipient certifies that:

Major rehabilitation/conversion/renovation – If an emergency shelter's rehabilitation costs exceed 75 percent of the value of the building before rehabilitation, the recipient will maintain the building as a shelter for homeless individuals and families for a minimum of 10 years after the date the building is first occupied by a homeless individual or family after the completed rehabilitation.

If the cost to convert a building into an emergency shelter exceeds 75 percent of the value of the building after conversion, the recipient will maintain the building as a shelter for homeless individuals and families for a minimum of 10 years after the date the building is first occupied by a homeless individual or family after the completed conversion.

In all other cases where ESG funds are used for renovation, the recipient will maintain the building as a shelter for homeless individuals and families for a minimum of 3 years after the date the building is first occupied by a homeless individual or family after the completed renovation.

Essential Services and Operating Costs – In the case of assistance involving shelter operations or essential services related to street outreach or emergency shelter, the recipient will provide services or shelter to homeless individuals and families for the period during which the ESG assistance is provided, without regard to a particular site or structure, so long the recipient serves the same type of persons (e.g., families with children, unaccompanied youth, disabled individuals, or victims of domestic violence) or persons in the same geographic area.

Renovation – Any renovation carried out with ESG assistance shall be sufficient to ensure that the building involved is safe and sanitary.

Supportive Services – The recipient will assist homeless individuals in obtaining permanent housing, appropriate supportive services (including medical and mental health treatment, victim services, counseling, supervision, and other services essential for achieving independent living), and other Federal, State, local, and private assistance available for these individuals.

Matching Funds – The recipient will obtain matching amounts required under 24 CFR 576.201.

Confidentiality – The recipient has established and is implementing procedures to ensure the confidentiality of records pertaining to any individual provided family violence prevention or treatment services under any project assisted under the ESG program, including protection against the release of the address or location of any family violence shelter project, except with the written authorization of the person responsible for the operation of that shelter.

Homeless Persons Involvement – To the maximum extent practicable, the recipient will involve, through employment, volunteer services, or otherwise, homeless individuals and families in constructing, renovating, maintaining, and operating facilities assisted under the ESG program, in providing services assisted under the ESG program, and in providing services for occupants of facilities assisted under the program.

Consolidated Plan – All activities the recipient undertakes with assistance under ESG are consistent with its consolidated plan.

Discharge Policy – The recipient will establish and implement, to the maximum extent practicable and where appropriate, policies and protocols for the discharge of persons from publicly funded institutions or systems of care (such as health care facilities, mental health facilities, foster care or other youth facilities, or correction programs and institutions) in order to prevent this discharge from immediately resulting in homelessness for these persons.

Signature of Authorized Official

Date

MAYOR

Title

Housing Opportunities for Persons With AIDS Certifications

The HOPWA grantee certifies that:

Activities -- Activities funded under the program will meet urgent needs that are not being met by available public and private sources.

Building -- Any building or structure assisted under that program shall be operated for the purpose specified in the consolidated plan:

1. For a period of not less than 10 years in the case of assistance involving new construction, substantial rehabilitation, or acquisition of a facility,
2. For a period of not less than 3 years in the case of assistance involving non-substantial rehabilitation or repair of a building or structure.

Signature of Authorized Official

Date

MAYOR

Title

APPENDIX TO CERTIFICATIONS

INSTRUCTIONS CONCERNING LOBBYING CERTIFICATION:

Lobbying Certification

This certification is a material representation of fact upon which reliance was placed when this transaction was made or entered into. Submission of this certification is a prerequisite for making or entering into this transaction imposed by section 1352, title 31, U.S. Code. Any person who fails to file the required certification shall be subject to a civil penalty of not less than \$10,000 and not more than \$100,000 for each such failure.



Austin American-Statesman **austin360** ¡ahora sí!

ADVERTISING INVOICE

BILLED ACCOUNT NUMBER	BILLING DATE	TOTAL AMOUNT DUE	STATEMENT #
30808	06/10/2019	\$0.00	
BILLING PERIOD	TERMS OF PAYMENT		PAGE #
6/7/2019	Upon Receipt		1 of 1
ADVERTISER CLIENT #	ADVERTISER/CLIENT NAME		
30808	ROUND ROCK CDBG DEPT, CITY OF		

ROUND ROCK CDBG DEPT, CITY OF
CDBG Coordinator
221 E MAIN ST
ROUND ROCK, TX 78664-5271

For questions concerning this bill call 866-470-7133, Option 2
If paid, please disregard. Thank You

Start/Stop	Newspaper Reference	Product	Description - Other Comments/Charges	Ad Size Billed Units	Times Run	Gross Amount	Net Amount
06/08/2019	P230876		Prepay Order #0000488470- CC #8519				\$(335.40)
06/08/2019	I00488470-06082019	Round Rock Leader	CITY OF ROUND ROCK NOTICE OF 30-DAY PUBLIC COMMENT PERIOD AND PUBLIC HEARING CDBG FIVE-YEAR CONSOLIDATED PLAN FISCAL YEARS 2019-2023 AND FY 2019 ACTION PLAN The Legals Page A 1	1 x 130 L 130	1	\$335.40	\$335.40
6/10/2019		Total Amount Due					\$0.00

PLEASE DETACH AND RETURN LOWER PORTION WITH YOUR REMITTANCE

PAYMENT COUPON

STATEMENT #	BILLING DATE	TERMS OF PAYMENT	ADVERTISER CLIENT #	ADVERTISER/CLIENT NAME
	06/10/2019	Upon Receipt	30808	ROUND ROCK CDBG DEPT, CITY OF

Please send your payment to:

AAS Remittance Address
AAS Remittance
PO BOX 645255
Cincinnati, OH 45264-5255

30808
ROUND ROCK CDBG DEPT, CITY OF
221 E MAIN ST
ROUND ROCK, TX 78664-5271

TOTAL AMOUNT	AMOUNT ENCLOSED
\$0.00	



**PROOF OF
PUBLICATION
STATE OF TEXAS**

PUBLIC NOTICE

Before me, the undersigned authority, a Notary Public in and for the County of Williamson, State of Texas, on this day personally appeared Jalen Rocha, Advertising Agent of the Round Rock Leader, which is a newspaper of general circulation published in the county of Williamson in the state of Texas, who being duly sworn by me, states that the attached advertisement was published at the lowest published rate for Classified advertising in said newspaper on the following date(s), to wit, and that the attached is a true copy of said advertisement: the following date(s), CITY OF ROUND ROCK NOTICE OF 30-DAY PUBLIC COMMENT PERIOD AND PUBLIC HEARING CDBG FIVE-YEAR CONSOLIDATED PLAN FISCAL YEARS 2019-2023 AND FY 2019 ACTION PLAN The, first date of Publication 06/08/2019, last date of Publication 06/08/2019, web and print times Published 1, Legal ads 6 C.

ROUND ROCK CDBG DEPT, CITY OF
221 E MAIN ST
ROUND ROCK, TX 78664-5271

Invoice/Order Number:	0000488470
Ad Cost:	\$335.40
Paid:	\$335.40
Balance Due:	\$0.00


Signed _____

Jalen C Rocha
(Legal Advertising Agent)

Sworn or affirmed to, and subscribed before me, this 10th day of June, 2019 in Testimony whereof, I have hereunto set my hand and affixed my official seal, the day and year aforesaid.

Signed _____

James Mickler
(Notary)



Please see Ad on following page(s).

Invoice/Order Number: 0000488470
Ad Cost: \$335.40
Paid: \$335.40
Balance Due: \$0.00

**CITY OF ROUND ROCK
NOTICE OF 30-DAY PUBLIC COMMENT
PERIOD AND PUBLIC HEARING
CDBG FIVE-YEAR CONSOLIDATED PLAN
FISCAL YEARS 2019-2023 AND
FY 2019 ACTION PLAN**

The City of Round Rock has prepared a draft Consolidated Plan and Annual Action Plan that identify how the City will use federal resources to meet priority community needs. The overall goal of the Consolidated Plan and Annual Action Plan is to identify resources which will improve the lives of Round Rock's residents by: providing affordable housing opportunities; revitalizing neighborhoods; helping improve economic opportunities; and supporting deliverance of needed services.

The 2019-2023 Consolidated Plan consolidates the application, planning, and allocation processes for federal funds received from the U.S. Department of Housing and Urban Development (HUD). Funds will be received from HUD through the Community Development Block Grant Program (CDBG).

The Consolidated Plan addresses the following statutory goals established by the Department of Housing and Urban Development (24 CFR 91): (1) Provide decent housing; (2) Provide a suitable living environment; (3) Expand economic opportunities.

The Plan was developed with information received through public agency networking meetings, public hearings, and citizen participation coordinated by the Office of Community Development, and includes testimony received at Community Needs Assessment public hearings. Priorities for funding in 2019-2023 are listed as follows:

HOUSING: (1) To preserve the City's existing housing stock primarily for low/moderate income families; (2) To increase opportunities for low and moderate income homeownership, particularly for first-time homebuyers.

COMMUNITY DEVELOPMENT: To provide a range of services which result in revitalized and self-reliant neighborhoods.

ECONOMIC DEVELOPMENT: To expand economic opportunities in the community, particularly for low/moderate income residents.

The draft Consolidated Plan will be available for public review on June 10, 2019 and for written comment for thirty (30) days beginning June 10, 2019, through July 10, 2019 at the address listed below or at www.roundrocktx.us.gov and at the following locations: Alan R. Baca Senior Center reception desk, Round Rock Public Library, Round Rock Housing Authority, Round Rock City hall kiosk. A public hearing will be held to receive comments. All interested persons are invited to attend at the location and time listed below:

Thursday, June 27, 2019 at 6:00 p.m.

City Council Meeting

Location: Council Chambers at City Hall
Address: 221 East Main Street,
Round Rock, TX

Some of the programs funded through the CDBG program will be emphasized in target neighborhoods. Other programs are operated on a city-wide basis. A full description of targeted programs is included in the draft Consolidated Plan. Approximately 80 percent of the CDBG funds made available to the City will benefit households earning less than 80 percent of the median family income.

Citizens may send written comments to Office of Community Development, 221 East Main Street, Round Rock, TX 78664. The document may be viewed through July 10, 2019 at the Office of Community Development, 221 East Main Street, Round Rock, TX and on the City of Round Rock website: www.roundrocktx.us.gov and the locations listed above.

PUBLIC COMMENT:

Proposed use of Federal funds are outlined in the draft Consolidated Plan. Recommendations for all of the grants were developed by City staff. All recommendations are subject to change. Questions about the 2019-2023 draft

Consolidated Plan are welcome and should be directed to the Office of Community Development, 221 East Main Street, Round Rock, Texas 78664, (voice) or 1-800-735-2989 (TDD/TTY). Formal written comments may be sent to the same address. All comments should be received by the Office of Community Development Department by 5:00 p.m. on July 10, 2019. The Consolidated Plan will be submitted to HUD on or before August 15, 2019. The City of Round Rock is committed to compliance with the American with Disabilities Act (ADA) and Section 504 of the Rehabilitation Act of 1973, as amended. Reasonable modifications and equal access to communications will be provided upon request. Please call (512) 341-3328 (voice) or Relay Texas at 711 or 1-800-735-2989 (TDD) for assistance. For a sign language interpreter, please call (512) 341-3328 at least 4-5 days in advance.

6/8/2019

0000488470-01



Austin American-Statesman **austin360** **ahora sí**

ADVERTISING INVOICE

BILLED ACCOUNT NUMBER	BILLING DATE	TOTAL AMOUNT DUE	STATEMENT #
30808	06/10/2019	\$0.00	
BILLING PERIOD	TERMS OF PAYMENT		PAGE #
6/7/2019	Upon Receipt		1 of 1
ADVERTISER CLIENT #	ADVERTISER/CLIENT NAME		
30808	ROUND ROCK CDBG DEPT, CITY OF		

ROUND ROCK CDBG DEPT, CITY OF
CDBG Coordinator
221 E MAIN ST
ROUND ROCK, TX 78664-5271

For questions concerning this bill call 866-470-7133, Option 2
If paid, please disregard. Thank You

Start/Stop	Newspaper Reference	Product	Description - Other Comments/Charges	Ad Size Billed Units	Times Run	Gross Amount	Net Amount
06/08/2019	P230878		Prepay Order #0000488480- CC #8519				\$(392.16)
06/08/2019	I00488480-06082019	Round Rock Leader	La Ciudad de Round Rock AVISO DE PERÍODO DE COMENTARIOS PÚBLICOS Y AUDIENCIA PÚBLICA DE 30 DÍAS PLAN CONSOLIDADO DE CINCO AÑOS AÑOS FISCALES 2019-2023 Y PLAN DE Legals Page A 1	1 x 152 L 152	1	\$392.16	\$392.16
6/10/2019		Total Amount Due					\$0.00

PLEASE DETACH AND RETURN LOWER PORTION WITH YOUR REMITTANCE

PAYMENT COUPON

STATEMENT #	BILLING DATE	TERMS OF PAYMENT	ADVERTISER CLIENT #	ADVERTISER/CLIENT NAME
	06/10/2019	Upon Receipt	30808	ROUND ROCK CDBG DEPT, CITY OF

Please send your payment to:

AAS Remittance Address
AAS Remittance
PO BOX 645255
Cincinnati, OH 45264-5255

30808
ROUND ROCK CDBG DEPT, CITY OF
221 E MAIN ST
ROUND ROCK, TX 78664-5271

TOTAL AMOUNT	AMOUNT ENCLOSED
\$0.00	



**PROOF OF
PUBLICATION
STATE OF TEXAS**

PUBLIC NOTICE

Before me, the undersigned authority, a Notary Public in and for the County of Williamson, State of Texas, on this day personally appeared Jalen Rocha, Advertising Agent of the Round Rock Leader, which is a newspaper of general circulation published in the county of Williamson in the state of Texas, who being duly sworn by me, states that the attached advertisement was published at the lowest published rate for Classified advertising in said newspaper on the following date(s), to wit, and that the attached is a true copy of said advertisement: the following date(s), La Ciudad de Round Rock AVISO DE PERÍODO DE COMENTARIOS PÚBLICOS Y AUDIENCIA PÚBLICA DE 30 DÍAS PLAN CONSOLIDADO DE CINCO AÑOS AÑOS FISCALES 2019-2023 Y PLAN DE, first date of Publication 06/08/2019, last date of Publication 06/08/2019, web and print times Published 1, Legal ads 6 C.

ROUND ROCK CDBG DEPT, CITY OF
221 E MAIN ST
ROUND ROCK, TX 78664-5271

Invoice/Order Number:	0000488480
Ad Cost:	\$392.16
Paid:	\$392.16
Balance Due:	\$0.00


Signed


(Legal Advertising Agent)

Sworn or affirmed to, and subscribed before me, this 10th day of June, 2019 in Testimony whereof, I have hereunto set my hand and affixed my official seal, the day and year aforesaid.

Signed


(Notary)



Please see Ad on following page(s).

Invoice/Order Number: 0000488480
Ad Cost: \$392.16
Paid: \$392.16
Balance Due: \$0.00

**La Ciudad de Round Rock
AVISO DE PERÍODO DE COMENTARIOS
PÚBLICOS Y AUDIENCIA PÚBLICA
DE 30 DÍAS
PLAN CONSOLIDADO DE CINCO AÑOS
AÑOS FISCALES 2019-2023 Y PLAN
DE ACCIÓN FY 2019**

La Ciudad de Round Rock ha preparado un plan preliminar de Plan Consolidado y Plan de Acción Anual que identifica cómo la Ciudad utilizará los recursos federales para satisfacer las necesidades prioritarias de la comunidad. El objetivo general del Plan consolidado y del Plan de acción anual es identificar los recursos que mejorarán la vida de los residentes de Round Rock: brindando oportunidades de vivienda asequible; la revitalización de los vecindarios; ayudando a mejorar las oportunidades económicas; y apoyo a la prestación de los servicios necesarios.

El Plan Consolidado 2019-2023 consolida los procesos de solicitud, planificación y asignación de fondos federales recibidos del Departamento de Vivienda y Desarrollo Urbano de los Estados Unidos (HUD). Los fondos se recibirán de HUD a través del Programa Community Development Block Grant (CDBG).

El Plan Consolidado aborda los siguientes objetivos legales establecidos por el Departamento de Vivienda y Desarrollo Urbano (24 CFR 91): (1) Proporcionar viviendas dignas; (2) Proporcionar un entorno de vida adecuado; (3) Ampliar las oportunidades económicas.

El Plan fue desarrollado con información recibida a través de reuniones de redes de agencias públicas, audiencias públicas y participación ciudadana coordinada por la Oficina de Desarrollo Comunitario, e incluye testimonios recibidos en audiencias públicas de Evaluación de Necesidades Comunitarias. Las prioridades para la financiación en 2019-2023 se enumeran a continuación:

VIVIENDA: (1) Para preservar el parque de viviendas existente de la Ciudad principalmente para familias de ingresos bajos / moderados; (2) Aumentar las oportunidades para propietarios de viviendas de ingresos bajos y moderados, especialmente para compradores de vivienda por primera vez.

DESARROLLO COMUNITARIO: Proporcionar una gama de servicios que dan como resultado vecindarios revitalizados y autosuficientes.

DESARROLLO ECONÓMICO: Para ampliar las oportunidades económicas en la comunidad, en particular para los residentes de ingresos bajos / moderados.

El plan preliminar del Plan Consolidado estará disponible para revisión pública 10 de junio y comentarios por escrito durante treinta (30) días a partir del 10 de junio de 2019 hasta el 10 de julio de 2019 en la dirección que se indica a continuación o en www.roundrocktxa.gov y en los siguientes lugares: recepción de Alan R. Baca Senior Center, biblioteca pública de Round Rock, Autoridad de Vivienda de Round Rock, quiosco del ayuntamiento de Round Rock. Se llevará a cabo una audiencia pública para recibir comentarios. Todas las personas interesadas están invitadas a asistir en el lugar y la hora que se detallan a continuación:

Jueves 27 de junio de 2019 a las 6:00 p.m.
Reunión del Ayuntamiento
Ubicación: City Council Chambers
Dirección: 221 East Main Street, Round Rock, TX

Algunos de los programas financiados a través del programa CDBG se enfatizarán en los vecindarios objetivo. Otros programas son operados a nivel de ciudad. Se incluye una descripción completa de los programas específicos en el plan preliminar del Plan Consolidado. Aproximadamente el 80 por ciento de los fondos de CDBG disponibles para la Ciudad beneficiará a las familias que ganan menos del 80 por ciento del ingreso familiar promedio. Los ciudadanos pueden enviar comen-

tarlos por escrito a la Oficina de Desarrollo Comunitario, 221 East Main Street, Round Rock, TX 78664. El documento puede verse hasta el 10 de julio de 2019 en la Oficina de Desarrollo Comunitario, 221 East Main Street, Round Rock TX y en el Sitio web de la Ciudad de Round Rock: www.roundrocktexas.gov y los lugares mencionados anteriormente.

COMENTARIO PÚBLICO: El uso propuesto de los fondos federales se describe en el plan preliminar del Plan Consolidado. Las recomendaciones para todas las subvenciones fueron desarrolladas por el personal de la Ciudad. Todas las recomendaciones están sujetas a cambios. Las preguntas sobre el plan preliminar del Plan Consolidado 2019-2023 son bienvenidas y deben dirigirse a la Oficina de Desarrollo Comunitario, 221 East Main Street, Round Rock, Texas 78664, (voz) o al 1-800-735-2989 (TDD / TTY). Los comentarios escritos formales pueden ser enviados a la misma dirección. Todos los comentarios deben ser recibidos por la Oficina del Departamento de Desarrollo Comunitario antes de las 5:00 p.m. el 10 de julio de 2019. El Plan Consolidado se presentará a HUD el 15 de agosto de 2019 o antes.

La Ciudad de Round Rock se compromete a cumplir con la Ley de Estadounidenses con Discapacidades (ADA) y la Sección 504 de la Ley de Rehabilitación de 1973, según enmendada. Se proporcionarán modificaciones razonables y acceso equitativo a las comunicaciones a pedido. Llame al (512) 341-3328 (voz) o al Relay Texas al 711 o 1-800-735-2989 (TDD) para obtener ayuda. Para un intérprete de lenguaje de señas, llame al (512) 341-3328 con al menos 4-5 días de anticipación.

6/8/2019

0000450460-01



PROOF OF PUBLICATION STATE OF TEXAS

PUBLIC NOTICE

Before me, the undersigned authority, a Notary Public in and for the County of Williamson, State of Texas, on this day personally appeared Jalen Rocha, Advertising Agent of the Round Rock Leader, which is a newspaper of general circulation published in the county of Williamson in the state of Texas, who being duly sworn by me, states that the attached advertisement was published at the lowest published rate for Classified advertising in said newspaper on the following date(s), to wit, and that the attached is a true copy of said advertisement: the following date(s), , first date of Publication 02/23/2019, last date of Publication 02/23/2019, web and print times Published 1, Legal ads 6 C.

ROUND ROCK CDBG DEPT, CITY OF
221 E MAIN ST
ROUND ROCK, TX 78664-5271


Invoice/Order Number:	0000458356
Ad Cost:	\$209.30
Paid:	\$209.30
Balance Due:	\$0.00

Signed



(Legal Advertising Agent)

Sworn or affirmed to, and subscribed before me, this 27th day of June, 2019 in Testimony whereof, I have hereunto set my hand and affixed my official seal, the day and year aforesaid.

Signed


(Notary)

Please see Ad on following page(s).



CIUDAD DE ROUND ROCK

Ciudad de Round Rock.

La audiencia pública será el siguiente: Jueves, 14 de Marzo 2019 a las 6:00 P.M.

221 East Main Street

Round Rock, Texas 78664

de las actividades elegibles.

Necesidades de Instalaciones Públicas Centros de Personas Mayores Centros Juveniles Centros del Barrio Parques y Recreación Instituciones de Salud Centros de Cuidado Infantil Facilidades de Estacionamiento	Necesidades de Infraestructura Mejoras de Drenaje de Inundaciones Mejoras de Agua y Alcantarillado Mejoras de la Calle Accesibilidad Necesidades de Desarrollo Económico Asistencia técnica
Necesidades de Servicios Público Servicios para Personas Mayores Servicios para discapacitados Servicios para vivienda justa	Necesidades Refugios de Emergencia Necesidades de Vivienda Planificación de la Comunidad

Acceptamos comentarios hasta Marzo 14, 2019 a las 5:00 pm.

CERTIFICATION DE REGISTRO

Sección 551.043 del Código de Gobierno de Texas.

/ORIGINAL FIRMADO/

Sara L. White, TRMC, City Clerk

Fecha de publicación: Sabado, 23 de Febrero 2019

AX-0000458356-01



**PROOF OF
PUBLICATION
STATE OF TEXAS**

PUBLIC NOTICE

Before me, the undersigned authority, a Notary Public in and for the County of Williamson, State of Texas, on this day personally appeared Jalen Rocha, Advertising Agent of the Round Rock Leader, which is a newspaper of general circulation published in the county of Williamson in the state of Texas, who being duly sworn by me, states that the attached advertisement was published at the lowest published rate for Classified advertising in said newspaper on the following date(s), to wit, and that the attached is a true copy of said advertisement: the following date(s), , first date of Publication 02/23/2019, last date of Publication 02/23/2019, web and print times Published 1, Legal ads 6 C.

ROUND ROCK CDBG DEPT, CITY OF
221 E MAIN ST
ROUND ROCK, TX 78664-5271


Invoice/Order Number:	0000458350
Ad Cost:	\$209.30
Paid:	\$209.30
Balance Due:	\$0.00

Signed



(Legal Advertising Agent)

Sworn or affirmed to, and subscribed before me, this 27th day of June, 2019 in Testimony whereof, I have hereunto set my hand and affixed my official seal, the day and year aforesaid.

Signed


(Notary)

Please see Ad on following page(s).



NEEDS ASSESSMENT PUBLIC HEARING NOTICE

CITY OF ROUND ROCK

The City of Round Rock will hold a public hearing for the purpose of soliciting comments for the Community Development Block Grant (CDBG) Program. Comments received will be considered for the City of Round Rock Five Year Consolidated Plan (2019-2023) and the 2019-2020 Annual Action Plan. Interested parties are encouraged to attend and make their views known.

The Public Hearing will be as follows:

Thursday, March 14, 2019 at 6:00 P.M.
 City Hall - Council Chambers
 221 East Main Street
 Round Rock, Texas 78664

The City anticipates a proposed 2019 allocation of \$674,395 for the Community Development Block Grant (CDBG) Program. Below is a partial list of eligible activities.

Public Facilities Needs Senior Centers Youth Centers Neighborhood Facilities Parks and Recreation Facilities Health Facilities Child Care Centers Parking Facilities	Infrastructure Improvement Needs Flood Drain Improvements Water Improvements Sewer Improvements Street Improvements Accessibility Economic Development Needs Technical Assistance
Public Service Needs Senior Services Handicapped Services Youth Services Child Care Services	Lead Based Paint/Hazard Abatement Code Enforcement Emergency Shelter Needs Housing Needs Community Planning

Accommodations for individuals with handicaps shall be provided upon request. Las presentaciones se harán en español para aquellas personas que así lo deseen. For more information, please visit the Community Development Department Office, 221 East Main Street Round Rock, TX or call (512) 341-3328. Written comments may be forwarded to: Elizabeth G. Alvarado, CDBG Coordinator until March 14, 2019 at 5pm

City of Round Rock
 221 East Main Street
 Round Rock, TX 78664
 (512) 341-3328
 ealvarado@roundrocktexas.gov

POSTING CERTIFICATION

I certify that this notice of a public hearing was posted on this 22nd day of February 2019 at 5:00 p.m. as required by law in accordance with Section 551.043 of the Texas Government Code.

/ORIGINAL SIGNED/

Date of Publication: Saturday, February 23, 2019 Sara L. White, TRMC, City Clerk

AX-0000458350-01



ROUND ROCK TEXAS

PLANNING & DEVELOPMENT SERVICES DEPARTMENT

Mayor
Craig Morgan

Mayor Pro-Tem
Writ Baese

Councilmembers
Tammy Young
Rene Flores
Matthew Baker
Will Peckham
Hilda Montgomery

City Manager
Laurie Hadley

City Attorney
Stephan L. Sheets

February 27, 2019

Christy D. Moffett, CDBG Planning Manager
Office of the County Executive for Travis County Health & Human Services
P.O. Box 1748
Austin, TX 78767

RE: CDBG FY 2019-2023 Consolidated Plan & FY 2019 Annual Action Plan

Dear Ms. Moffett:

The City of Round Rock is preparing its Five-Year Consolidated Plan (FY 2019-FY 2023) and Annual Action Plan for FY 2019. The City of Round Rock CP/AP are being prepared in order to implement programs that fund housing, community development, and economic development using the City's Community Development Block Grant (CDBG) program entitlement funds from the U.S. Department of Housing and Urban Development (HUD). The CP/AP are being prepared for a five-year period beginning at the start of the City's FY 2019 Program on October 1, 2019. The Annual Action Plan outlines the use of funds that will be undertaken during FY 2019 to meet the CP goals. A Needs Assessment public hearing will be held before city council on March 14, 2019 at 6pm at 221 East Main Street Round Rock, Texas 78664.

In agreement with HUD regulations under 24 CFR Part 91, Subpart B, Section 91.100 of the Federal Regulations, the City of Round Rock is notifying the adjacent units of general local government regarding the preparation of the CP and the availability of the CP for review. The City of Round Rock CP will be available for public review from May 14, 2019 to June 14, 2019. The City of Round Rock CP will be available for review at the Office of Community Development at 221 East Main Street Round Rock, Texas 78664 and on the city website at www.roundrocktexas.gov.

Questions or comments regarding the City of Round Rock CP/AP should be submitted to my attention to the address listed above or via email at elvarado@roundrocktexas.gov.

Should you have any questions, please call me at (512) 341-3328.

Sincerely,

Elizabeth G. Alvarado, CDBG Coordinator



ROUND ROCK TEXAS

PLANNING & DEVELOPMENT SERVICES DEPARTMENT

Mayor
Craig Morgan

Mayor Pro-Tem
Writ Baese

Councilmembers
Tammy Young
Rene Flores
Matthew Baker
Will Peckham
Hilda Montgomery

City Manager
Laurie Hadley

City Attorney
Stephan L. Sheets

February 27, 2019

Rosie Truelove, Director
City of Austin Neighborhood Housing and Community Development
1000 East 11st Street, Suite 200
Austin, TX 78702

RE: CDBG FY 2019-2023 Consolidated Plan & FY 2019 Annual Action Plan

Dear Ms. Truelove:

The City of Round Rock is preparing its Five-Year Consolidated Plan (FY 2019-FY 2023) and Annual Action Plan for FY 2019. The City of Round Rock CP/AP are being prepared in order to implement programs that fund housing, community development, and economic development using the City's Community Development Block Grant (CDBG) program entitlement funds from the U.S. Department of Housing and Urban Development (HUD). The CP/AP are being prepared for a five-year period beginning at the start of the City's FY 2019 Program on October 1, 2019. The Annual Action Plan outlines the use of funds that will be undertaken during FY 2019 to meet the CP goals. A Needs Assessment public hearing will be held before city council on March 14, 2019 at 6pm at 221 East Main Street Round Rock, Texas 78664.

In agreement with HUD regulations under 24 CFR Part 91, Subpart B, Section 91.100 of the Federal Regulations, the City of Round Rock is notifying the adjacent units of general local government regarding the preparation of the CP and the availability of the CP for review. The City of Round Rock CP will be available for public review from May 14, 2019 to June 14, 2019. The City of Round Rock CP will be available for review at the Office of Community Development at 221 East Main Street Round Rock, Texas 78664 and on the city website at www.roundrocktexas.gov.

Questions or comments regarding the City of Round Rock CP/AP should be submitted to my attention to the address listed above or via email at aelvarado@roundrocktexas.gov.

Should you have any questions, please call me at (512) 341-3328.

Sincerely,

Elizabeth G. Alvarado, CDBG Coordinator



ROUND ROCK TEXAS

PLANNING & DEVELOPMENT SERVICES DEPARTMENT

Mayor
Craig Morgan

Mayor Pro-Tem
Writ Baese

Councilmembers

Tammy Young
Rene Flores
Matthew Baker
Will Peckham
Hilda Montgomery

City Manager

Laurie Hadley

City Attorney

Stephan L. Sheets

February 27, 2019

Emily Barron, AICP, Planning Director
City of Pflugerville
100 East Main Street, Suite 300
P.O. Box 589
Pflugerville, TX 78691

RE: CDBG FY 2019-2023 Consolidated Plan & FY 2019 Annual Action Plan

Dear Ms. Barron:


The City of Round Rock is preparing its Five-Year Consolidated Plan (FY 2019-FY 2023) and Annual Action Plan for FY 2019. The City of Round Rock CP/AP are being prepared in order to implement programs that fund housing, community development, and economic development using the City's Community Development Block Grant (CDBG) program entitlement funds from the U.S. Department of Housing and Urban Development (HUD). The CP/AP are being prepared for a five-year period beginning at the start of the City's FY 2019 Program on October 1, 2019. The Annual Action Plan outlines the use of funds that will be undertaken during FY 2019 to meet the CP goals. A Needs Assessment public hearing will be held before city council on March 14, 2019 at 6pm at 221 East Main Street Round Rock, Texas 78664.

In agreement with HUD regulations under 24 CFR Part 91, Subpart B, Section 91.100 of the Federal Regulations, the City of Round Rock is notifying the adjacent units of general local government regarding the preparation of the CP and the availability of the CP for review. The City of Round Rock CP will be available for public review from May 14, 2019 to June 14, 2019. The City of Round Rock CP will be available for review at the Office of Community Development at 221 East Main Street Round Rock, Texas 78664 and on the city website at www.roundrocktexas.gov.

Questions or comments regarding the City of Round Rock CP/AP should be submitted to my attention to the address listed above or via email at eaalvarado@roundrocktexas.gov.

Should you have any questions, please call me at (512) 341-3328.

Sincerely,



Elizabeth G. Alvarado, CDBG Coordinator



ROUND ROCK TEXAS

PLANNING & DEVELOPMENT SERVICES DEPARTMENT

Mayor
Craig Morgan

Mayor Pro-Tem
Writ Baese

Councilmembers

Tammy Young
Rene Flores
Matthew Baker
Will Peckham
Hilda Montgomery

City Manager

Laurie Hadley

City Attorney

Stephan L. Sheets

February 27, 2019

Sally Bardwell, CDBG Grant Coordinator
Williamson County Community Development Block Grant
710 Main Street
Georgetown, TX 78626

RE: CDBG FY 2019-2023 Consolidated Plan & FY 2019 Annual Action Plan

Dear Ms. Bardwell:

The City of Round Rock is preparing its Five-Year Consolidated Plan (FY 2019-FY 2023) and Annual Action Plan for FY 2019. The City of Round Rock CP/AP are being prepared in order to implement programs that fund housing, community development, and economic development using the City's Community Development Block Grant (CDBG) program entitlement funds from the U.S. Department of Housing and Urban Development (HUD). The CP/AP are being prepared for a five-year period beginning at the start of the City's FY 2019 Program on October 1, 2019. The Annual Action Plan outlines the use of funds that will be undertaken during FY 2019 to meet the CP goals. A Needs Assessment public hearing will be held before city council on March 14, 2019 at 6pm at 221 East Main Street Round Rock, Texas 78664.

In agreement with HUD regulations under 24 CFR Part 91, Subpart B, Section 91.100 of the Federal Regulations, the City of Round Rock is notifying the adjacent units of general local government regarding the preparation of the CP and the availability of the CP for review. The City of Round Rock CP will be available for public review from May 14, 2019 to June 14, 2019. The City of Round Rock CP will be available for review at the Office of Community Development at 221 East Main Street Round Rock, Texas 78664 and on the city website at www.roundrocktexas.gov.

Questions or comments regarding the City of Round Rock CP/AP should be submitted to my attention to the address listed above or via email at ealvarado@roundrocktexas.gov.

Should you have any questions, please call me at (512) 341-3328.

Sincerely,



Elizabeth G. Alvarado, CDBG Coordinator